



JUDICIAL COUNCIL OF CALIFORNIA

TRIAL COURT FACILITY MODIFICATION
ADVISORY COMMITTEE

Meeting Documents

Meeting Date

July 20, 2018



JUDICIAL COUNCIL
OF CALIFORNIA

TRIAL COURT FACILITY MODIFICATION
ADVISORY COMMITTEE

www.courts.ca.gov/tcfmac.htm
tcfmac@jud.ca.gov

TRIAL COURT FACILITY MODIFICATION ADVISORY COMMITTEE

OPEN MEETING WITH CLOSED SESSION AGENDA

Open to the Public Unless Indicated as Closed (Cal. Rules of Court, rule 10.75(c)(1))

OPEN PORTION OF THIS MEETING IS BEING RECORDED

Date: July 20, 2018
Time: 10:00 AM - 4:00 PM
Location: Sacramento/Teleconference for Public Access
Public Call-in Number: 1-877-820-7831 Listen Only Code: 4502468

Meeting materials for open portions of the meeting will be posted on the advisory body web page on the California Courts website at least three business days before the meeting. Agenda items are numbered for identification purposes only and will not necessarily be considered in the indicated order.

I. OPEN MEETING (CAL. RULES OF COURT, RULE 10.75(C)(1))

Call to Order and Roll Call 10:00 AM

Approval of Minutes

Approve minutes of the May 25, 2018, Trial Court Facility Modification Advisory Committee meeting.

II. ACTION ITEMS (ITEMS 1-10)

**Action Item 1 – (Action Required) – List G – Approval of FY 2018-19 FM Budget;
Planned List**

Summary: Approval of the proposed FY 2018-19 budget and the planned projects list.

Action Requested: Approval of recommended FM Budget for FY 2018-19 and the planned list.

Presenter: Mr. Jagan Singh, Principal Manager, Facilities Services

**Action Item 2 – (Action Required) – List A – Emergency Facility Modification
Funding (Priority 1)**

Summary: Ratify emergency facility modifications from List A.

Action Requested: Staff recommends 43 projects for a total of \$564,100 to be paid from Facility Modification program funds previously encumbered for Priority 1.

Presenter: Mr. Jagan Singh, Principal Manager, Facilities Services

Action Item 3 – (Action Required) – List B – Facility Modifications Less than \$100K (Priority 2)

Summary: Ratify facility modifications less than \$100K from List B.

Action Requested: Staff recommends 115 projects for a total of \$1,384,492 to be paid from Facility Modification program funds previously encumbered for Priority 2 less than \$100K.

Presenter: Mr. Jagan Singh, Principal Manager, Facilities Services

Action Item 4 – (Action Required) – List C – Cost Increases Over \$50K

Summary: Ratify facility modifications requiring cost increases over \$50K from List C.

Action Requested: Staff recommends 15 projects for a total cost increase to the Facility Modification program budget of \$4,693,264.

Presenter: Mr. Jagan Singh, Principal Manager, Facilities Services

Action Item 5 – (Action Required) – List D – Facility Modifications Over \$100K

Summary: Review recommended facility modifications over \$100K from List D and P3 projects.

Action Requested: Staff recommends approving 9 projects for a total cost to the Facility Modification Program funds of \$3,348,582.

Presenter: Mr. Jagan Singh, Principal Manager, Facilities Services

Action Item 6 – (Action Required) – Madera Project Decision/Parking Information

Summary: Update on the parking maintenance throughout the state and the decision on the Madera parking garage hose bibs.

Action Requested: Review and discuss the statewide parking maintenance and Madera Parking Garage Maintenance and direct staff on the FM-0059667

Presenters: Mr. Mike Courtney, Director, Facilities Services
Mr. Jim Peterson, Principal Manager, Facilities Services

Action Item 7 – (Action Required) – Revised DMF II List Based On \$50M FY 2018-19 Budget

Summary: Update and discussion on the DMF-II list for the projects.

Action Requested: Review and approve the roof and elevator projects and direct staff on the additional projects to be included in FY 2018-19 DMF-II list.

Allocate \$5M of the funds for facilities assessment per Trailer Bill SB 847 language – Section 6.10.D.

Presenters: Mr. Mike Courtney, Director, Facilities Services

Ms. Jagan Singh, Principal Manager, Facilities Services

Action Item 8 – (Action Required) – Five Year Deferred Maintenance Plan

Summary: Approval of the Five-year Master Plan – Deferred Maintenance Report for Fiscal Year 2019–20.

Action Requested: Approve the Five-year Master Plan – Deferred Maintenance Report for Fiscal Year 2019–20 for submittal to DOF.

Presenter: Mr. Jagan Singh, Principal Manager, Facilities Services

Action Item 9 – (Action Required) – Trial Court Facility Modifications Report for Quarter 4 of FY 2017-18

Summary: Draft of the report to the Judicial Council as an Information-Only item.

Action Requested: Review and approve the draft for submission to the Judicial Council as an Information-Only item.

Presenter: Mr. Jagan Singh, Principal Manager, Facilities Services

Action Item 10 – (Action Required) – Solano HOJ - Flood Protection Project Update

Summary: Review and discuss the Solano HOJ - flood protection project.

Action Requested: Review communication from County and advise staff to either keep the FM Active or cancel the FM and disencumber funds.

Presenters: Mr. Jagan Singh, Principal Manager, Facilities Services
Mr. Mike Courtney, Director, Facilities Services

III. DISCUSSION ITEMS (ITEMS 1 – 9)

Discussion Item 1 – Facility Modification Policy Revision

Summary: Review and discuss proposed policy revision and receive feedback to proposed revisions.

Presenters: Mr. Mike Courtney, Director, Facilities Services
Mr. Jagan Singh, Principal Manager, Facilities Services

Discussion Item 2 – Review Options Criteria for Seismic Renovation Feasibility Studies

Summary: Review and update on progress and schedule on the Seismic Renovation Feasibility studies.

Presenter: Mr. Clifford Ham, Principal Architect, Facilities Services

Discussion Item 3 – Water Infiltration at Madera Courthouse

Summary: Discuss water infiltration issue – into the building’s basement – from offsite via underground spring; staff to perform analysis to identify the exact source of the water and how to resolve the infiltration issue, and report back to the committee.

Presenters: Mr. Mike Courtney, Director, Facilities Services
Mr. Jim Peterson, Principal Manager, Facilities Services

Discussion Item 4 – List E – Approved Court-Funded Facilities Requests (CFRs)

Summary: Review and discuss CFR projects approved by the Facilities Services Director since the last meeting. Two CFRs were approved during this period.

Presenter: Ms. Pella McCormick, Deputy Director, Facilities Services

Discussion Item 5 – List F – Funded Facility Modifications on Hold

Summary: Review and discuss projects that have previously been funded by the committee but are on hold for various reasons.

Presenter: Mr. Jagan Singh, Principal Manager, Facilities Services

Discussion Item 6 – List H – Completed Projects in FY 2017-18

Summary: Review list of completed projects in FY 2017-18.

Presenter: Mr. Jagan Singh, Principal Manager, Facilities Services

Discussion Item 7 – List I – Cancelled Projects in FY 2017-18

Summary: Review list of cancelled projects in FY 2017-18.

Presenter: Mr. Jagan Singh, Principal Manager, Facilities Services

Discussion Item 8 – San Diego County Courthouse Projects

Summary: Review and discuss San Diego County Courthouse Projects and timeline.

Presenter: Mr. Jagan Singh, Principal Manager, Facilities Services

Discussion Item 9 – October Travel Meeting Plans

Summary: Meeting location discussion for October.

Presenter: Mr. Mike Courtney, Director, Facilities Services

IV. INFORMATION ONLY ITEMS (ITEMS 1-2) (NO ACTION REQUIRED)

Information Item 1 – DMF-I Project List Status

Summary: Update on the DMF-I projects.

Information Item 2 – Architectural Revolving Fund (ARF) Project Update

Summary: Receive the latest update on the status of facility modification projects in the ARF.

V. ADJOURNMENT

Adjourn to Closed Session

**VI. CLOSED SESSION (CAL. RULES OF COURT, RULE 10.75(d))
(ACTION ITEMS 1-3)**

Call to Order

Approval of Minutes

Approve closed session minutes of the May 25, 2018, Trial Court Facility Modification Advisory Committee meeting.

Closed Action Item 1 – Security-Related – Emergency Facility Modification Funding (Closed List A)

Facility Modification Security Projects (Action Required)

Pursuant to California Rules of Court, Rule 10.75(d)(5) *Security plans or procedures or other matters that if discussed in public would compromise the safety of the public or of judicial branch officers or personnel or the security of judicial branch facilities or equipment, including electronic data.*

Summary: Review emergency security-related facility modifications from Closed List A.

Action Requested: Staff recommends 3 security-related projects for a total of \$32,615 to be paid from Facility Modification Program Budget.

Presenters: Mr. Jagan Singh, Principal Manager, Facility Services
Mr. Ed Ellestad, Security Operations Supervisor, Facility Services

Closed Action Item 2 – Security-Related – Facility Modifications Less than \$100K (Closed List B)

Facility Modification Security Projects (Action Required)

Pursuant to California Rules of Court, Rule 10.75(d)(5) *Security plans or procedures or other matters that if discussed in public would compromise the safety of the public or of judicial branch officers or personnel or the security of judicial branch facilities or equipment, including electronic data.*

Summary: Review security-related facility modifications less than \$100K from Closed List B.

Action Requested: Staff recommends 2 security-related projects for a total of \$43,097 to be paid from Facility Modification Program Budget.

Presenters: Mr. Jagan Singh, Principal Manager, Facility Services
Mr. Ed Ellestad, Security Operations Supervisor, Facility Services

**Closed Action Item 3 – Security-Related – Facility Modifications Over \$100K
(Closed List D)**

Facility Modification Security Projects (Action Required)

Pursuant to California Rules of Court, Rule 10.75(d)(5) *Security plans or procedures or other matters that if discussed in public would compromise the safety of the public or of judicial branch officers or personnel or the security of judicial branch facilities or equipment, including electronic data.*

Summary: Review security-related facility modifications over \$100 K from Closed List D.

Action Requested: Staff recommends 1 security-related projects for a total of \$695,850 to be paid from Facility Modification Program Budget.

Presenters: Mr. Jagan Singh, Principal Manager, Facility Services
Mr. Ed Ellestad, Security Operations Supervisor, Facility Services

**VII. CLOSED INFORMATION ONLY ITEM (ITEM 1) (NO ACTION
REQUIRED)**

Closed Information Only Item 1 – Security-Related – Potential Litigation

Facility Modification Security Projects (Action Required)

Pursuant to California Rules of Court, Rule 10.75(d)(5) *Security plans or procedures or other matters that if discussed in public would compromise the safety of the public or of judicial branch officers or personnel or the security of judicial branch facilities or equipment, including electronic data.*

Summary: Update to the committee on the potential litigation.

Adjourn Closed Session



JUDICIAL COUNCIL OF CALIFORNIA

www.courts.ca.gov/tcfmac.htm
tcfmac@jud.ca.gov

TRIAL COURT FACILITY MODIFICATION
ADVISORY COMMITTEE

TRIAL COURT FACILITY MODIFICATION ADVISORY COMMITTEE

MINUTES OF OPEN SESSION OF MEETING

May 25, 2018

10:00 AM - 4:00 PM

Judicial Council of California – Sacramento/Teleconference

Advisory Body Members Present: Hon. Donald Cole Byrd, Chair
Hon. William F. Highberger, Vice-Chair
Hon. Jennifer K. Rockwell
Hon. Vanessa W. Vallarta
Ms. Nancy Eberhardt
Mr. Jarrod Orr (by phone)
Ms. Linda Romero Soles
Hon. James Stoelker
Ms. Jeanine D. Tucker

Advisory Body Members Absent: Hon. Brad R. Hill
Hon. Patricia M. Lucas

Others Present: The following Judicial Council staff/others were present:
Mr. Mike Courtney, Director, Facilities Services (by phone)
Mr. John Wordlaw, Chief Administrative Officer, Judicial Council
Mr. Jagan Singh, Principal Manager, Facilities Services
Mr. Jim Peterson, Principal Manager, Facilities Services
Ms. Mimi Morris, Principal Manager, Facilities Services
Ms. Karen Baker, Manager, Facilities Services
Mr. Andre Navarro, Manager, Facilities Services
Mr. Randy Swan, Supervisor, Facility Services
Mr. Paul Terry, Supervisor, Facility Services (by phone)
Mr. Patrick Treanor, Supervisor, Facilities Services (by phone)
Mr. Craig Moen, Supervisor, Facilities Services (by phone)
Mr. Doug Walthour, Facilities Mgmt. Administrator, Facilities Services (by phone)
Mr. Charles Martel, Supervising Attorney, Legal Services
Mr. Clifford Ham, Senior Project Manager, Facilities Services
Ms. Sadie Varela, Administrative Specialist, Facilities Services
Ms. Kate Albertus, Facilities Analyst, Facilities Services
Ms. Diana Brenke, Administrative Specialist, Facilities Services
Mr. Ibrahim Almufti, ARUP (by phone)
Mr. Michael Miler, ARUP (by phone)
Mr. Chris Magnusson, Senior Facilities Analyst, Facilities Services (by phone)
Ms. Akilah Robinson, Associate Analyst, Facilities Services (by phone)
Mr. Robert Oliver, Assistant Court Executive Officer, Superior Court of Solano County

OPEN SESSION OF MEETING

Call to Order, Opening Remarks, and Roll Call

The chair called the open session of the meeting to order at 10:00 AM, roll was taken, and opening remarks were made.

Approval of Minutes

The advisory committee voted to approve the open session minutes of its meeting held on April 9, 2018. (*Motion: Highberger; Second: Rockwell*)

PUBLIC WRITTEN COMMENTS

No public comments were received.

OPEN SESSION - ACTION ITEMS (ITEMS 1-6)

Action Item 1 – List A – Emergency Facility Modification Funding (Priority 1)

Summary: Ratify emergency facility modifications from List A.

Action: *Reviewed and approved 41 projects for a total of \$912,872 to be paid from Facility Modification program funds previously encumbered. (Motion: Vallarta; Second: Highberger)*

Action Item 2 – List B – Facility Modifications Less than \$100K (Priority 2)

Summary: Ratify facility modifications less than \$100K from List B.

Action: *Reviewed and approved 122 projects for a total of \$722,138 to be paid from Facility Modification program funds previously encumbered. (Motion: Romero Soles; Second: Highberger)*

Action Item 3 – List D – Facility Modifications Over \$100K

Summary: Review and direct staff on two projects per court request.

Action: *Solano FM-0040733. Based on the letter from the Solano Superior Court, the project for secure fencing project was requested to be separated from the flooding remediation project. TCFMAC recommended that the project be placed on Priority 3 list for future consideration and invited the court to submit a CFR if it elects to fund the project. (Motion: Highberger; Second: Stoelker)*

Action: *Madera FM-0059667. Committee deferred review of the project until the July 2018 meeting, at which time staff will present a report on maintenance practices for parking sites statewide. (Motion: Vallarta; Second: Highberger)*

Action Item 4 – Revert the Unused Deferred Maintenance Fund (DMF) Contingency to Projects

Summary: Revert the unused DMF Contingency to projects.

Action: *Approved staff recommendation to revert the unused Deferred Maintenance Fund Contingency back to projects, including \$224,357 for two new projects and \$375,043 for one previously funded project, all in the El Cajon East County Regional Center. The remaining \$150,000 will be allocated for other direct charges. (Motion: Highberger; Second: Rockwell)*

Action Item 5 – Pre-Approval of Projects for FY 2018–19 Funds

Summary: Approval of FY 2018–19 funds for projects to start in FY 2018–19.

Action: *Discussed and approved FY 2018–19 funds for three projects so work can begin prior to the July 2018 TCFMAC meeting. Approval is contingent upon enactment of the 2018–19 budget and appropriation of funds. (Motion: Rockwell; Second: Highberger)*

Action Item 6 – Deferred Maintenance Fund-II List Based on \$100M Proposed in FY 2018–19 May Revise Budget

Summary: Approval of the new list of DMF-II for \$100M.

Action: *Reviewed and approved a preliminary DMF-II project list, subject to change, based on \$100M in Judicial Council deferred maintenance funding being considered by the Governor for inclusion in the May Revise Budget. (Motion: Rockwell; Second: Highberger)*

**OPEN SESSION - DISCUSSION ITEMS (ITEMS 1–6)
(NO ACTION REQUIRED)**

Discussion Item 1 – Review Options Criteria for Seismic Renovation Feasibility Studies

Summary: Review and discuss criteria of the three options for renovation of each building and JCC staff's selection of an option.

Discussion Item 2 – Deferred Maintenance Projects List

Summary: Staff provided an update on the status of \$45M Deferred Maintenance List projects and updated committee on Edelman elevator replacement project that will be funded over multiple fiscal years to ensure full usage of the allocated budget.

Discussion Item 3 –List E – Approved Court Funded Requests (CFRs)

Summary: Reviewed and discussed ten CFR projects approved by the Facilities Services Director since the last meeting.

Discussion Item 4 –List F – Funded Facility Modifications on Hold

Summary: Reviewed and discussed nine projects previously funded by the committee that are on hold for various reasons.

Discussion Item 5 – Five-Year Master Plan – Deferred Maintenance List

Summary: Reviewed five-year master plan Deferred Maintenance List for FY 2019–20.

Discussion Item 6 – Budget Change Proposals for FY 2019–20

Summary: Discussed status of the FY 2019–20 Budget Change Proposals (BCPs) for submission to the Judicial Council. Of the 15 BCPs considered, the Judicial Branch Budget Committee (JBBC) prioritized facilities BCPs as follows: No. 4 – O&M (\$31.4M ongoing funding), No. 7 – Security (\$6M ongoing funding), and No. 9 – Energy projects (\$30M one-time funding). The JBBC will make its recommendation on these BCPs to the Judicial Council in July 2018, and those approved will be submitted to the State Department of Finance for consideration in the 2019 Budget Act (FY 2019–20).

**OPEN SESSION – INFORMATION ONLY ITEMS (ITEMS 1–2)
(NO ACTION REQUIRED)**

Information Item 1 – Architectural Revolving Fund (ARF) Projects Update

Summary: Received the latest update on the status of facility modification projects in the ARF.

Information Item 2 – FM Budget Reconciliation Report

Summary: Informational report on FY 2017–18 monthly budget reconciliation and spending plan, as well as completed and cancelled facility modifications during the reporting period.

ADJOURNMENT TO CLOSED SESSION AND ADJOURNMENT

There being no further open session business, the open session of the meeting was adjourned at 2:30 PM, and the advisory committee moved to the closed session of the meeting. The closed session of the meeting—which was closed to the public for discussion of security-related items (per Cal. Rules of Court, Rule 10.75(d))—was adjourned at 2:55 PM.

Approved by the advisory body on _____



JUDICIAL COUNCIL
OF CALIFORNIA

TRIAL COURT FACILITY MODIFICATION
ADVISORY COMMITTEE

Meeting Date: 07/20/2018

**Action Item 1 – (Action Required) - List G – Approval of FY
2018-19 FM Budget; Planned List**

Summary:

Review and approve recommended FM budget for FY 2018-19 and the planned project list.

Supporting Documentation:

- List G – Planned FMs

Action Requested:

Approval of the recommended FM budget for FY 2018-19 and the planned list.



JUDICIAL COUNCIL
OF CALIFORNIA

TRIAL COURT FACILITY MODIFICATION
ADVISORY COMMITTEE

DRAFT

Trial Court Facility Modification
Planned Facility Modifications (List G)

FY 2018-2019

Meeting Date: 07/20/2018

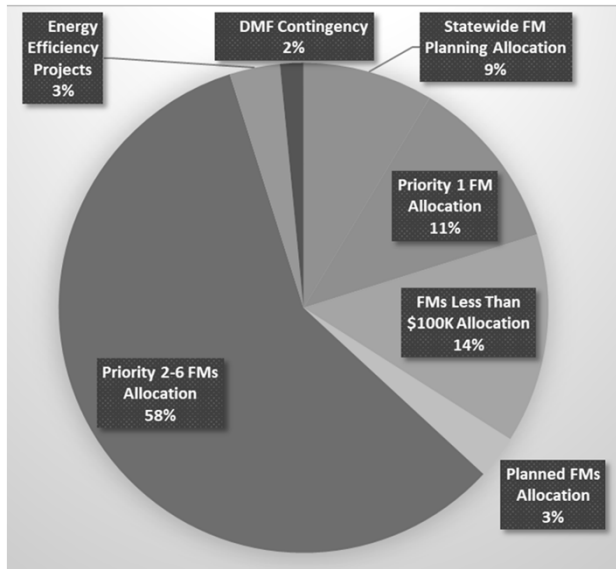
	FM NUMBER	LOCATION	FACILITY NAME	BUILDING ID	PRIORITY	SHORT TITLE	ESTIMATED COST	FACILITY MODIFICATION PROGRAM SHARE OF COST	FACILITY MODIFICATION PROGRAM BUDGET % OF COST
1	FM-0061667	Los Angeles	Bellflower Courthouse	19-AL1	2	HVAC - Replace (2) failing cooling towers. Which is currently deteriorated, has out lived its life expectancy and currently unable to function at full capacity. Remediation and high reach equipment is needed, all work will be performed after hours to not impact court operation	\$ 392,700	\$ 306,070	77.94
2	FM-0062201	Los Angeles	Alhambra Courthouse	19-11	2	HVAC - Replace chiller compressor. During a recent service call to the above listed facility to determine why the Carrier, model: 23XL screw chiller #1, when operating, was running louder than usual, vibration analysis was performed on the compressor and Full replacement is recommended.	\$ 260,711	\$ 224,211	86.00
3	FM-0061986	Santa Clara	Hall of Justice (East)	43-A1	2	Elevators - (2 each) Completely Refurbish staff/custody elevators 5 & 7 with new modernized controls, motors, internal components, and car operating panel. Replace; cab lanterns to LED, (2) HVAC units for elevator machine rooms. Per SFM requirements; Install smoke curtains, upgrade Fire Life Safety components to meet current codes. Includes County plan review and permits and mechanical and electrical upgrades to bring system to current codes.	\$ 1,333,312	\$ 1,333,312	100.00
							\$ 1,986,723	\$ 1,863,594	

Action Item 1 FY 18-19 FM Spending Plan

FY 18-19 Projected FM Budget (\$1,000s)		
Budget Categories	Allocation	Percentage
Statewide Planning	\$5,600	8.62%
Priority 1 FMs	\$7,500	11.54%
FMs Less than \$100K	\$9,000	13.85%
Planned FMs	\$1,864	2.87%
Unplanned FMs over \$100K	\$37,874	58.27%
Energy Efficiency Projects	\$2,163	3.33%
DMF Contingency	\$1,000	1.54%
Total	\$65,000	100%

4

Action Item 1 FY 18-19 FM Spending Plan



5

Action Item 1 Planned Projects Allocation

- 3 Projects, vetted and pre-approved by TCFMAC for release at the enactment of the budget
- Total Cost: \$1,986,723
- JCC Share: **\$1,863,594**
- See List G – Planned FMs in materials

6

Action Item 1 Energy Efficiency Projects Reallocation

#	Bld ID	Facility Name	FM Number	JCC Portion of Funding
1	19-AZ1	Michael D. Antonovich Antelope Valley Courthouse	FM-0061178	\$265,909
2	19-AG1	Compton Courthouse	FM-0061100	\$265,596
3	19-T1	Metropolitan Courthouse	FM-0061108	\$226,590
4	19-AY1	Chatsworth Courthouse	FM-0061183	\$220,342
5	38-A1	Civic Center Courthouse	FM-0061176	\$164,782
6	19-AX1	Van Nuys Courthouse East	FM-0061098	\$149,813
7	33-A3	Hall of Justice	FM-0061171	\$145,452
8	01-B3	Wiley W. Manuel Courthouse	FM-0061153	\$142,737
9	33-M1	Southwest Justice Center	FM-0061175	\$127,222
10	43-A1	Hall of Justice (East)	FM-0061159	\$120,543
11	31-H1	Hon. Howard G. Gibson Courthouse	FM-0061155	\$96,362
12	34-C2	Juvenile Courthouse	FM-0061156	\$88,655
Total Energy Efficiency Funding to revert back				\$2,014,003

7

Action Item 1 FY 18-19 FM Spending Plan Detail by Meeting

Meetings Dates	Proposed Spending ¹	Percentage
July 2018 ²	\$36,624 ²	56.34%
DMF Contingency	\$1,000	1.54%
August 2018	\$6,000	9.23%
October 2018	\$6,000	9.23%
December 2018	\$4,000	6.15%
January 2019	\$4,000	6.15%
March 2019	\$3,000	4.62%
April 2019	\$3,000	4.62%
May 2019	\$1,376	2.12%
Total	\$65,000	100%

1. Numbers rounded to simplify math functions
2. See next slide for breakdown

8

Action Item 1 FY 18-19 FM Spending Plan Detail for July Meeting

FY 18-19 Projected FM Budget (\$1,000s)	
Statewide Planning	\$5,600
Priority 1 FMs	\$7,500
Planned FMs	\$1,864
FMs Less than \$100K	\$9,000
Unplanned FMs over \$100K	\$10,498
Energy Efficiency	\$2,163
Total	\$36,624

Note: Numbers rounded to simplify math functions

9



JUDICIAL COUNCIL OF CALIFORNIA

TRIAL COURT FACILITY MODIFICATION
ADVISORY COMMITTEE

Meeting Date: 07/20/2018

Action Item 2 – (Action Required) - List A – Emergency Facility Modification Funding (Priority 1)

Summary:

Ratify emergency facility modifications for List A.

Total Project Count:	43
Total Potential FM Budget Share of Cost:	\$564,100

Supporting Documentation:

- List A – Emergency Facility Modification Funding Report (Priority 1)

Action Requested:

Staff recommends 43 projects for a total of \$564,100 to be paid from Facility Modification program funds previously encumbered (Priority 1).

Priority 1 = Immediately or Potentially Critical.

Condition requires immediate action to return a facility to normal operations, or a condition that will become immediately critical if not corrected expeditiously. Such conditions necessitate the need to stop accelerated deterioration or damage, to correct a safety hazard that imminently threatens loss of life or serious injury to the public or court employees, or to remediate intermittent function and service interruptions as well as potential safety hazards. Such conditions may include, but are not limited to, the following: major flooding; substantial damage to roofs or other structural building components; or hazardous material exposure. Depending on scope and impact, a severe deterioration in life safety protection may also be considered a priority 1 condition requiring a facility modification.

Owing to their critical nature, priority 1 requests will be addressed immediately by JCC staff using internal procedures that ensure timely and effective responses to unplanned emergency or potentially critical conditions, including a method and a process for setting aside funds to address priority 1 conditions.



JUDICIAL COUNCIL
OF CALIFORNIA

TRIAL COURT FACILITY MODIFICATION
ADVISORY COMMITTEE

DRAFT

Trial Court Facility Modification
Emergency and Priority 1 (List A)
5/07/2018 to 06/30/2018
Meeting Date 07/20/2018

	FM NUMBER	LOCATION	FACILITY NAME	BUILDING ID	PRIORITY	SHORT TITLE	TCFMAC FUNDED COST	FACILITY MODIFICATION PROGRAM BUDGET SHARE OF PRELIMINARY ESTIMATE	JOB STATUS	FACILITY MODIFICATION PROGRAM BUDGET % OF COST
1	FM-0060773	Alameda	Hayward Hall of Justice	01-D1	1	HVAC -Replace (1) failed leaking Condenser pump, (1) 30hp motor, (6) gaskets, seal, flange and valves, (1) base assembly and align pump.	\$ 27,308	\$ 24,113	Complete	88.3
2	FM-0061698	Los Angeles	Malibu Courthouse	19-AS1	1	County Managed – HVAC - Replace deteriorated tubes and defective parts to restore the heating and hot water boiler unit to operational status. Entire campus is without heat. The Courthouse is closed and the mechanical system is shared with the County and hence the cost has to be paid per JOA. Total cost was 10K our shared cost is \$3,931	\$ 3,931	\$ 3,931	Complete	100
3	FM-0061816	Los Angeles	Compton Courthouse	19-AG1	1	Vandalism- Double Glass Door Public Entrance (1) Glass Door broken out over weekend. Temporary boarded up damaged glass door, and replaced a 25"x67" section of glass door	\$ 2,500	\$ 1,653	Complete	66.13
4	FM-0061976	Los Angeles	Compton Courthouse	19-AG1	1	Vandalism- Locked Door to Court Stairwell was Vandalized and broken into and there is biohazard human waste on stairs. Replaced damaged lock cylinder, and re-keyed lock to existing building key. Completed biohazard clean up in interior stairwell	\$ 2,500	\$ 1,653	Complete	66.13
5	FM-0062219	Los Angeles	Compton Courthouse	19-AG1	1	HVAC- Replace hot deck and cold deck damper for VAV box for Dep. J. Installed two (2) actuators and 10 LF of E copper tubing for pneumatic air, and installed/calibrated t-stat. Containments were in place and cleanup/remediation done for area known to contain ACM. VAV box in Dept. J 11th floor not responding. All work performed in a known ACM environment	\$ 20,054	\$ 13,262	In Work	66.13
6	FM-0062231	Los Angeles	Compton Courthouse	19-AG1	1	Exterior Shell – West Side of Building - Replace 8' of 4" cast iron drain pipe, (1) 4" inch wye and (4) Heavy weight 4" no-hub couplings. While investigating discovered a 2" cracked vent pipe going up through floor inside wall space on 2nd floor. Scaffolding/scissor lift, environmental containment required. Work performed under ACM and bacterial environment.	\$ 42,318	\$ 27,985	In Work	66.13
7	FM-0062235	Los Angeles	West Covina Courthouse	19-X1	1	County Managed- HVAC - Replace (1) Water Pump for the building HVAC system. The HVAC system is not operational and impacting court operations due to the heat inside the building .	\$ 2,905	\$ 2,905	Complete	100
8	FM-0062236	Los Angeles	Edmund D. Edelman Children's Court	19-Q1	1	Elevators - Freight elevator #11 - Replace (2) interlocks,(2) lift rods, (1) interlock assembly and lock clutch. Elevator was damaged by Fire Department due to entrapment	\$ 2,500	\$ 1,750	In Work	69.99
9	FM-0062247	Los Angeles	Compton Courthouse	19-AG1	1	Plumbing- Erect (1) 12'x16'x12' Containment; Scaffolding, and Scrape 4 Sq. Ft. Fireproofing. Remove/replace 370 L.F. T-bar; (22) 2'x2' Ceiling tiles. Replace (20') 3" CI Pipe; (1) 3" 1/4 Bend; (1) 3" 1/8 Bend; (5) 3" HW Couplings, (30') 3/8" All Thread, (2) 3" Riser Clamp. 3" Drain line in ceiling has fallen from broken bracket collapsing into ceiling. (3) 2'x2' ceiling tiles broken and fallen into audience seating, (2) light ballasts damaged, approximated 15% of Court Room T-bar Ceiling system buckled. All work performed under a known ACM environment.	\$ 24,616	\$ 16,279	In Work	66.13
10	FM-0062252	Alameda	Fremont Hall of Justice	01-H1	1	Plumbing - Supply valve has failed 2nd Floor mens public restroom - Cut new opening into wall above toilet and install (1) new 18" x 18" access panel - Drain domestic cold water system down to 2nd floor - Remove existing failed globe valve and replace with (1) new ball valve. Restore water to system and test for leaks.	\$ 5,893	\$ 4,679	In Work	79.4
11	FM-0062267	Los Angeles	Compton Courthouse	19-AG1	1	Fire Protection- Installed (1) new radiator and replaced (1) thermostat. Added new coolant and ran test for proper operation. ABM Technician found pin-hole leak in generator radiator during system was running causing system to overheat	\$ 10,933	\$ 7,230	In Work	66.13



JUDICIAL COUNCIL
OF CALIFORNIA

TRIAL COURT FACILITY MODIFICATION
ADVISORY COMMITTEE

DRAFT

Trial Court Facility Modification
Emergency and Priority 1 (List A)
5/07/2018 to 06/30/2018
Meeting Date 07/20/2018

	FM NUMBER	LOCATION	FACILITY NAME	BUILDING ID	PRIORITY	SHORT TITLE	TCFMAC FUNDED COST	FACILITY MODIFICATION PROGRAM BUDGET SHARE OF PRELIMINARY ESTIMATE	JOB STATUS	FACILITY MODIFICATION PROGRAM BUDGET % of COST
12	FM-0062268	Los Angeles	Compton Courthouse	19-AG1	1	Plumbing- Set up (2) 40x90 Critical Barrier, replace (2) 3/4" Pro Press 90, (3') 3/4" Type L copper pipe, and (1) 3/4" Pro Press ball valve. All work performed in a known ACM environment. Leak from unknown source above basement lockup a 10x20 hard ceiling is wet and approximately 50 gallons of water on hard floor.	\$ 16,132	\$ 10,668	In Work	66.13
13	FM-0062269	Los Angeles	Clara Shortridge Foltz Criminal Justice Center	19-L1	1	HVAC - Replace failed AHU shaft and bearing to 9th Floor Air Handler. Shaft & bearing failed causing AHU to shut down and affecting cooling to Depts. 51, 52 & 53	\$ 2,500	\$ 1,720	In Work	68.79
14	FM-0062273	Los Angeles	Pasadena Courthouse	19-J1	1	Plumbing - Replace (1) pressure relief valve. The pressure relief valve failed on Boiler #3 in which caused water leak in the basement floor and inside Judge's elevator pit. Had to perform environmental cleaning and testing to re-occupy the space.	\$ 5,000	\$ 3,468	In Work	69.35
15	FM-0062276	Santa Clara	Historic Courthouse	43-B2	1	HVAC - Fan bearings failed - Replace (2) failed bearings (emergency repair) Inspect the condition of the fan blower shaft - Test for proper operation - Currently affecting the courts HVAC air conditioning system and affecting the building air balance.	\$ 5,792	\$ 5,792	In Work	100
16	FM-0062281	Alameda	George E. McDonald Hall of Justice	01-F1	1	HVAC - Boiler Offline - Replace (4) ignition modules - emergency caused by failed ignition module - Work performed after hours Court heating affected	\$ 3,955	\$ 3,955	In Work	100
17	FM-0062283	Alameda	Wiley W. Manuel Courthouse	01-B3	1	Security - Exterior Finishes - Judicial parking - Replace two rusted through and failed cast in metal 2"x2" fence posts with flange mounted fence posts includes removing fence panel brackets and gate tracks and re-attach fence - Service existing Slide gate and operator - all welds touched up with spray paint.	\$ 6,359	\$ 6,359	In Work	100
18	FM-0062297	Los Angeles	East Los Angeles Courthouse	19-V1	1	Plumbing - Replaced (1) Domestic Hot Water Tank (119) gallons. Tank is deteriorated and leaking from base causing water to flood boiler room.	\$ 5,972	\$ 4,641	In Work	77.72
19	FM-0062298	Los Angeles	Van Nuys Courthouse West	19-AX2	1	HVAC - Replace (1) VFD and (1) supply motor for 9th floor AHU. VFD and motor failed resulting in no HVAC on the 9th floor affecting operations for 4 courtrooms	\$ 22,000	\$ 17,706	In Work	80.48
20	FM-0062301	Los Angeles	Santa Clarita Courthouse	19-AD1	1	County Managed - Plumbing - Replace (1) p-trap and (1) floor drain. Remove and re-pour concrete around drain. Floor drain failed and rusted out causing flooding in the jury room restroom. Safety hazard from puddling water in restroom.	\$ 4,200	\$ 4,200	In Work	100
21	FM-0062308	Imperial	Brawley Court	13-E2	1	County Managed - HVAC - Replace 10 ton package AC unit that was found inoperable with both compressors and blower motor grounded, causing the unit to trip the breakers. This is the only AC unit supplying the Brawley West-arraignment court proceedings. Replacement of the package unit will ensure adequate cooling for the Brawley-Arraignment Court.	\$ 18,000	\$ 18,000	In Work	100
22	FM-0062312	Los Angeles	Stanley Mosk Courthouse	19-K1	1	Plumbing - Replace (1) 3/4" nipple, (1) 3/4" cap, and 1 1/2LF of 3/4" pipe due to Steam line leak, 9th flr cafeteria. Work performed in known ACM environment utilizing environmental protocol.	\$ 2,345	\$ 2,281	In Work	97.26
23	FM-0062314	Los Angeles	Compton Courthouse	19-AG1	1	Electrical- Replace (4) GRP8D Starting Batteries for the emergency generator, and (1) SENS 10A battery charger and programmed as needed. Previous battery charger found non-functional during Level I PM rounds and readings.	\$ 4,664	\$ 3,084	In Work	66.13



JUDICIAL COUNCIL
OF CALIFORNIA

TRIAL COURT FACILITY MODIFICATION
ADVISORY COMMITTEE

DRAFT

Trial Court Facility Modification
Emergency and Priority 1 (List A)
5/07/2018 to 06/30/2018
Meeting Date 07/20/2018

	FM NUMBER	LOCATION	FACILITY NAME	BUILDING ID	PRIORITY	SHORT TITLE	TCFMAC FUNDED COST	FACILITY MODIFICATION PROGRAM BUDGET SHARE OF PRELIMINARY ESTIMATE	JOB STATUS	FACILITY MODIFICATION PROGRAM BUDGET % OF COST
24	FM-0062317	Los Angeles	Compton Courthouse	19-AG1	1	Plumbing – Replace cracked 2 inch cast iron drain inside the Women’s restroom. All work to be performed utilizing environmental protocol and under containment. Water leaking from ceiling of 6th Floor Lock-up Cell D. Use of dehumidifier and negative air machine required.	\$ 28,871	\$ 19,092	In Work	66.13
25	FM-0062318	Kern	Bakersfield Juvenile Center	15-C1	1	Electrical - Restore and replace failed 1200 amp breaker on main electrical panel. Panel arced and 1200 amp breaker must be replaced. Emergency generator deployed. Temporary panel installed awaiting replacement of like for like breaker installation.	\$ 75,432	\$ 50,358	In Work	66.76
26	FM-0062319	Los Angeles	Compton Courthouse	19-AG1	1	Plumbing - Replace penal flushing assembly. Existing unit has corroded at water supply connection and causing water leak. All work to be performed under environmental protocol within known ACM environment. Leaking from 11th floor lock-up pipe chase, room 11D down into 10th floor lock up cell 10G. Containment erected and extracted 50 gallons of water.	\$ 12,000	\$ 7,936	In Work	66.13
27	FM-0062321	Los Angeles	Compton Courthouse	19-AG1	1	Plumbing - Replace 10 feet of 2 inch cast iron, (1) 2 inch medium sweep, (1) 2x1tapped santee, (1) 2 inch tapped santee, (4) 2 inch no-hub couplings, (8) 2 inch heavy weight couplings, (1) 1 inch x6 inch galvanized nipple, (1) 1inch tubular trap, (1) 2x1 no-hub coupling and urinal flange. All work performed under environmental protocol within known ACM environment. Water leaking from 5th Floor Employee’s Restroom sink & urinal. Water leaked through 5th floor wall into Rooms 511, 512 and to the 4th Floor Room 404B (40) 1’x1’ ceiling tiles impacted. Extracted 100 gallons water.	\$ 63,188	\$ 41,786	In Work	66.13
28	FM-0062322	Los Angeles	Compton Courthouse	19-AG1	1	Plumbing - Replace 3 inch cast iron drain pipe and test. Replace 10 feet of 3 inch cast iron and (2) 3 inch no hub couplings. Ceiling leaking affecting (4) 1’x1’ ceiling tiles; approximately (5) gallons of water on secured hallway floor near 7th Floor District Attorney office.	\$ 24,619	\$ 16,281	In Work	66.13
29	FM-0062325	Los Angeles	Edmund D. Edelman Children’s Court	19-Q1	1	Elevators, escalators, & hoists- Replace (2) interlocks, (2) pivot brackets, (2) lift rods, (2) door hooks, (1) shorting bar, (1) interlock assembly and lock clutch for public elevator #5. Elevator was damaged during entrapment by the fire department.	\$ 12,921	\$ 9,043	In Work	69.99
30	FM-0062326	Santa Clara	Historic Courthouse	43-B2	1	HVAC - P1, Boiler failed, end of life - Install (1) new boiler and associated piping and pump - Court is impacted by no heating	\$ 53,159	\$ 53,159	In Work	100
31	FM-0062327	Los Angeles	Torrance Courthouse	19-C1	1	HVAC – Replace (1) VFD and (1) Motor. Electrical repairs required to the conduit run feeding the VFD. Electrical conductors replaced (4 sets of 40 ft.), 30 ft. of EMT conduit replaced and 8 connectors replaced. Motor for cooling tower B had failed creating temperature spike in tower. Defective VFD for condenser motor determined as cause. VFD bypassed during repair.	\$ 16,500	\$ 14,048	In Work	85.14
32	FM-0062328	Los Angeles	Stanley Mosk Courthouse	19-K1	1	Plumbing – Replace cracked 2 inch Cast Iron Drain pipe, (1) Light Fixture, (2) 2’x2’ ceiling tiles, (1) gallon of water on floor. Category 2 water intrusion required because of damaged piping from an air handler cracked floor drain. The leak occurred in the plenum area between the 6th and 7th floors and settled in the 6th Floor Public Hallway floor by Room 605.	\$ 23,500	\$ 22,856	In Work	97.26
33	FM-0062329	Alameda	New East County Hall of Justice	01-J1	1	Fire Protection - Replace and program (1) smoke detector that was vandalized by in-custody. Work performed after hours for access into the holding cell.	\$ 3,863	\$ 3,863	In Work	100



JUDICIAL COUNCIL
OF CALIFORNIA

TRIAL COURT FACILITY MODIFICATION
ADVISORY COMMITTEE

DRAFT

Trial Court Facility Modification
Emergency and Priority 1 (List A)
5/07/2018 to 06/30/2018
Meeting Date 07/20/2018

	FM NUMBER	LOCATION	FACILITY NAME	BUILDING ID	PRIORITY	SHORT TITLE	TCFMAC FUNDED COST	FACILITY MODIFICATION PROGRAM BUDGET SHARE OF PRELIMINARY ESTIMATE	JOB STATUS	FACILITY MODIFICATION PROGRAM BUDGET % of COST
34	FM-0062335	Santa Clara	Morgan Hill Courthouse	43-N1	1	HVAC – MDF Room AC Failure – Repair (2) AC circuits - Evacuate and pressure test to locate leaks - Replace communication board - Install 501bs of new R-22 for circuit 1 and 20lbs for circuit 2, Re-charge system start and test for proper operation - Affecting server room cooling	\$ 12,426	\$ 12,426	In Work	100
35	FM-0062336	Santa Clara	Palo Alto Courthouse	43-D1	1	HVAC - Chiller Compressor Failure Replace (1) chiller compressor - Evacuate system pressure test for additional leaks - Re-charge unit - Complete full operational and load testing - Currently affecting courts cooling capacity holding cell area.	\$ 26,503	\$ 26,503	In Work	100
36	FM-0062346	Los Angeles	Whittier Courthouse	19-AO1	1	HVAC - Replace 2-1/2" Butterfly Valve supplying fresh water to both chillers. The (2) Butterfly valves failed and impacting the operation of the building HVAC and not able to cool the building.	\$ 2,500	\$ 2,161	In Work	86.43
37	FM-0062349	Los Angeles	Metropolitan Courthouse	19-T1	1	Plumbing – Replace (1) 2 inch cast iron p-trap, (1) 2 inch cast iron combination, (2) 2 inch cast iron bends 2 inch, 10 linear ft. of cast iron pipe (12) no hub couplings, (2) carbon blades. 5th Floor Dept. 66 Courtroom water leaking above ceiling. (4) 1ft x 1ft ceiling tiles and a 4ft x 4ft area of VCT floor tile.	\$ 21,570	\$ 20,392	In Work	94.54
38	FM-0062353	Los Angeles	Santa Clarita Courthouse	19-AD1	1	County Managed - HVAC - Restore (1) condenser water pump for the Cooling towers. Condenser pump failed resulting in not enough cooling for the building.	\$ 2,886	\$ 2,886	In Work	100
39	FM-0062354	Mono	Mammoth Lakes Courthouse	26-B2	1	HVAC - Remove and Replace faulty fire-box seals on boiler 1 and 2 - found broken seals between fire box sections causing exhaust issues and potential safety issues to building occupants.	\$ 17,040	\$ 17,040	In Work	100
40	FM-0062355	Los Angeles	Stanley Mosk Courthouse	19-K1	1	Plumbing – Removed and replaced 2 inch supply line, and failed 2 inch angle stop. Drained riser to make repairs. Primed hot water riser and inspected plumbing fixtures for leaks. Leaking from 2nd floor Men's Restroom next to Room 222R, to 1st floor Room 106. Affecting: (4) 2'x2' Ceiling Tiles; 4'x4' carpet saturated; (1) Cubicle desk and wall wet.	\$ 16,500	\$ 16,048	In Work	97.26
41	FM-0062359	Los Angeles	Compton Courthouse	19-AG1	1	Plumbing - Replaced (1) 2 inch pro press ball valve, (1) 2 inch pro press 90 elbow, and (1) 2 inch pro press coupling. Isolated water supply and drained water to 6th and 7th floors to perform repair. Containment, 2 dehumidifiers and 2 negative air machines required to dry impacted areas. 6th floor public 6x18x10h, Dept. 9 Jury restroom 6x12x8h, 5th floor public, storage room 500S, Dept. 8 Jury restroom, 4th floor 400A, and women's restroom. Source was a pinhole leak on a 2 inch copper cold water supply line above the ceiling on the 6th floor	\$ 29,000	\$ 19,178	In Work	66.13
42	FM-0062382	Orange	Central Justice Center	30-A1	1	ELECTRICAL - Remove and replace a metal junction box that was damaged due to a leak from the first floor restroom, by the main lobby, toilet. The toilet's carrier gasket failed resulting in a slow leak. Remove approximately 2 square feet of ACM wall plaster scratch coat wall and replace with new. Replace removed wall and damaged light fixtures.	\$ 14,731	\$ 13,430	In Work	91.17



JUDICIAL COUNCIL
OF CALIFORNIA

TRIAL COURT FACILITY MODIFICATION
ADVISORY COMMITTEE

DRAFT

Trial Court Facility Modification
Emergency and Priority 1 (List A)
5/07/2018 to 06/30/2018
Meeting Date 07/20/2018

	FM NUMBER	LOCATION	FACILITY NAME	BUILDING ID	PRIORITY	SHORT TITLE	TCFMAC FUNDED COST	FACILITY MODIFICATION PROGRAM BUDGET SHARE OF PRELIMINARY ESTIMATE	JOB STATUS	FACILITY MODIFICATION PROGRAM BUDGET % of COST
43	FM-0062383	Orange	Central Justice Center	30-A1	1	INTERIOR FINISHES - ACM - Remove and replace about 2 feet by 2 feet of ACM contaminated Gypsum Board/Joint compound to provide access to a leaking pipe in the basement. Remove and clean out approximately 5 square feet of ACM fireproofing. Remove and replace leaking hot water pipe and replace ceiling including a 2 feet by 2 feet access panel.	\$ 9,104	\$ 8,300	In Work	91.17
							\$ 708,690	\$ 564,100		



JUDICIAL COUNCIL
OF CALIFORNIA

TRIAL COURT FACILITY MODIFICATION
ADVISORY COMMITTEE

Meeting Date: 07/20/2018

Action Item 3 – List B – Facility Modifications Less than \$100K (Priority 2)

Summary:

Ratify facility modifications less than \$100K from List B.

Total Project Count:	115
Total Potential FM Budget Share of Cost:	\$1,384,492

Supporting Documentation:

- List B – Facility Modifications Less than \$100K (Priority 2)

Action Requested:

Staff recommended 115 projects for a total of \$1,384,492 to be paid from Facility Modification Program funds previously encumbered for Priority 2.

Priority 2—Necessary, but Not Yet Critical. Condition requires correction to preclude deterioration, potential loss of function or service, or associated damage or higher costs if correction is further deferred.



JUDICIAL COUNCIL
OF CALIFORNIA

TRIAL COURT FACILITY MODIFICATION
ADVISORY COMMITTEE

DRAFT

Trial Court Facility Modification
FM's Less Than \$100K (List B)
05/07/2018 to 06/30/2018
Meeting Date 7/20/2018

	FM NUMBER	LOCATION	FACILITY NAME	BUILDING ID	PRIORITY	SHORT TITLE	TCFMAC FUNDED COST	FACILITY MODIFICATION PROGRAM BUDGET SHARE OF PRELIMINARY ESTIMATE	JOB STATUS	FACILITY MODIFICATION PROGRAM BUDGET % of COST
1	FM-0060999	Mono	Mammoth Lakes Courthouse	26-B2	2	Fire Protection - Repair leak to fire sprinkler Pre-Action Manifold - system air leak in pre-action side causing water to fill dry-standpipe.	\$ 2,920	\$ 2,920	Complete	100
2	FM-0061043	Los Angeles	Van Nuys Courthouse West	19-AX2	2	Interior Finishes - Remove and replace (3) jury box seating in Dept. F, R, and V. Existing floor mounted seating (42) seats is old and constantly breaking, parts are not available for repairs. Safety hazard with seating failing with public use.	\$ 36,500	\$ 36,500	Complete	100
3	FM-0061247	Stanislaus	Turlock Superior Court	50-D1	2	HVAC - Replace failed 5-ton Package Unit - Unit is non-repairable 23 yrs old and will be upgraded to R410 with new equipment curb on roof.	\$ 19,969	\$ 19,969	In Work	100
4	FM-0061656	Los Angeles	Van Nuys Courthouse West	19-AX2	2	Elevators, Escalators, & Hoists - Replace (1) Hoist Motor Cooling Blowers, install correct circuit & voltage for blowers to function correctly, install correct contactor, furnish and install ice cube relays for reliable operation, replace solid state timers as required. Existing Cooling Blower for Elevator #3 has failed and will be replaced to eliminate intermittent shut downs.	\$ 16,408	\$ 13,205	Complete	80.48
5	FM-0061664	Los Angeles	Edmund D. Edelman Children's Court	19-Q1	2	Electrical - Replace (1) defective 4,000 amp building main breaker. The existing breaker fails to close at 3:1 ratio. If the main breaker is tripped, it may not be able to close causing safety and security issues. This was discovered while conducting the generator load bank and Emergency Lighting PM's power was isolated at the main beaker to the build to perform the PM.	\$ 47,931	\$ 33,547	In Work	69.99
6	FM-0061706	Mendocino	County Courthouse	23-A1	2	HVAC- Remove and replace (3) failed damper motors; install (1) return temperature sensor, (1) expansion module and (1) timer: connect chiller 1 and 2 together; run controls wiring for sensor, module, timer and start/stop operation; configure for sequenced operation, add (7) control points. - Increase energy efficiency and reduce response time; current controls configuration allows only stop/start operation causing long delays (2hr+) for Engineer to arrive and address minor/major HVAC issues.	\$ 24,728	\$ 16,733	In Work	67.67
7	FM-0061708	Los Angeles	Pasadena Courthouse	19-J1	2	Interior Finishes - Per Fire Marshall request, install (12) Glow in the dark EXIT signs. Due to known ABS Plaster contamination, containments to be set up with Decon Chambers; plaster areas to be sanded and repainted. Existing signage in areas pinpointed currently do not clearly point out path of egress in event of emergency.	\$ 10,219	\$ 7,087	In Work	69.35
8	FM-0061733	San Diego	East County Regional Center	37-I1	2	Interior Finishes - Replace (2) fire doors in shop area. Hole drilled for key drop in fire rated door is in violation of fire code and replacement is required by SFM. This is County responsibility but due to access and timing, ABM to perform work. County to fully reimburse the JCC. County authorization email uploaded to notes and documents	\$ 2,154	\$ -	Complete	0
9	FM-0061752	San Diego	East County Regional Center	37-I1	2	Fire Protection - Install fire retardant coating on approximately (80) areas in the basement. Fire retardant coating is missing in locations where clamps / brackets have been installed or removed, leaving the area bare. This work is needed per the SFM.	\$ 4,599	\$ 3,114	Complete	67.71
10	FM-0061921	Orange	Central Justice Center	30-A1	2	HVAC - Condensate Tank - Remove and replace one failing 42w x 42 l x 53 hot water condensate tank in the basement pump room of the courthouse. The tank is cracked, leaking and original to the building; it is an indispensable piece of the heating system for the building. Failure to replace tank will result in the building not having any heat or hot water.	\$ 57,721	\$ 52,624	In Work	91.17



JUDICIAL COUNCIL
OF CALIFORNIA

TRIAL COURT FACILITY MODIFICATION
ADVISORY COMMITTEE

DRAFT

Trial Court Facility Modification
FMs Less Than \$100K (List B)
05/07/2018 to 06/30/2018
Meeting Date 7/20/2018

	FM NUMBER	LOCATION	FACILITY NAME	BUILDING ID	PRIORITY	SHORT TITLE	TCFMAC FUNDED COST	FACILITY MODIFICATION PROGRAM BUDGET SHARE OF PRELIMINARY ESTIMATE	JOB STATUS	FACILITY MODIFICATION PROGRAM BUDGET % of COST
11	FM-0061924	San Bernardino	Rancho Cucamonga Courthouse	36-F1	2	Elevators, Escalators, & Hoists - Replace (20) hall door rollers and trace cause of the jolt/noise coming from the shaft for the Judges Elevator. Elevator doors are not opening properly causing brief entrapments. A jolt/noise coming from the shaft.	\$ 16,940	\$ 16,940	Complete	100
12	FM-0061974	Madera	New Madera Courthouse	20-F1	2	Safety - Exterior Shell - Install bird netting on the exterior of the 1st floor level on stairwell 5 and 6. Pressure washed prior to installation. Furnish and install netting matching to existing access with Ladders. Work to be performed during normal business hours.	\$ 4,406	\$ 4,406	Complete	100
13	FM-0061996	Riverside	Southwest Justice Center	33-M1	2	Elevator Escalators & Hoists - Wheel Chair Lifts - Install new interlock contacts on all landings for 11 of the 12 wheelchair lifts of the courthouse. Adjust doors as necessary for proper operation of new interlocks. Order to Correct has been issued by DIR as lifts were not final inspected after construction of building was completed. Due 3/29/2018 or fines will be incurred and possibly red tagged. Work includes testing under rated load conditions and inspection with work conducted after hours due to courtroom operations. State ID# 131269, 131271, 131270, 131272, 131273, 131274, 131275, 131476, 131479, 131478, 131477.	\$ 75,533	\$ 75,533	In Work	100
14	FM-0062027	Butte	Butte County Courthouse	04-A1	2	Interior Finishes - Remove and replace 4- 20"x 20" uplifted / loose tiles, removed old thin-set, clean and prep affected areas. Install new tiles and grout all seems. Clean surrounding areas. This will prevent personnel from tripping and/or falling	\$ 3,168	\$ 3,168	Complete	100
15	FM-0062051	Los Angeles	County Records Center	19-AV3	2	Fire Protection - County Managed - Replace defective fire alarm control panel and (10) fire alarm water flow switches. Fire alarm continuously sends false alarm signal, dispatching LAFD. Replacement required to replace failed Fire Alarm panel and stop false dispatching.	\$ 23,622	\$ 23,622	In Work	100
16	FM-0062100	Los Angeles	El Monte Courthouse	19-O1	2	HVAC-Replace one (1) external float assembly for cooling tower 1 and one (1) external float assembly for cooling tower 2. Existing floats leak, causing the towers to continually fill, while water is wasted down the drain.	\$ 16,267	\$ 9,454	In Work	58.12
17	FM-0062166	San Diego	County Courthouse	37-A1	2	HVAC - Boiler offline - Boiler #1 & Boiler #2 down. Hammering on the steam piping resulted in boiler #1 being shut down, boiler #2 shut down due to being connected to the steam line. Rebalance system, lower water level and remove condensate	\$ 4,324	\$ 3,348	In Work	77.42
18	FM-0062171	San Diego	North County Regional Center - North	37-F2	2	Interior Finishes - Replace 75 Sq. Yds. carpet and 120 LF 4in rubber cove wall base. Carpet is damaged, ripped, and bubbling in some spots, creating safety / trip hazards. Damage is due to wear and tear and repeated attempts to repair old carpet.	\$ 9,240	\$ 9,240	In Work	100
19	FM-0062173	Solano	Hall of Justice	48-A1	2	HVAC - Replace (3) failed roof exhaust fans and (5) rooftop mushroom type fans with new - Several (original) exhaust fans have failed causing temperature and air quality issues.	\$ 90,739	\$ 66,076	In Work	72.82
20	FM-0062176	Los Angeles	County Records Center	19-AV3	2	County Managed - Electrical - Replace 150 amp 480 volt ASCO transfer switch due to Elevator power down. It was determined the 150amp/480volt transfer switch failed requiring replacement. This is an urgent situation due to no emergency elevator power back-up. In the event of utility power outage, will cause entrapments.	\$ 13,950	\$ 13,950	In Work	100



JUDICIAL COUNCIL
OF CALIFORNIA

TRIAL COURT FACILITY MODIFICATION
ADVISORY COMMITTEE

DRAFT

Trial Court Facility Modification
FMs Less Than \$100K (List B)
05/07/2018 to 06/30/2018
Meeting Date 7/20/2018

	FM NUMBER	LOCATION	FACILITY NAME	BUILDING ID	PRIORITY	SHORT TITLE	TCFMAC FUNDED COST	FACILITY MODIFICATION PROGRAM BUDGET SHARE OF PRELIMINARY ESTIMATE	JOB STATUS	FACILITY MODIFICATION PROGRAM BUDGET % of COST
21	FM-0062177	Orange	Central Justice Center	30-A1	2	COUNTY FUNDED - INTERIOR FINISHES - District Attorney Office Install new Cat. 6 cabling in the ceiling above the DA offices within the Central Justice Center. New cabling is required to upgrade the County phone lines/systems. Work includes air quality monitoring and removal of any contained material (if necessary).	\$ 7,392	\$ -	In Work	0
22	FM-0062178	San Francisco	Civic Center Courthouse	38-A1	2	Plumbing - Replace original 1998 Ejector pump motors (2) one failed, one failing (winding readings) - Twenty year old motors failed due to EOL causing sewage backup.	\$ 22,006	\$ 22,006	In Work	100
23	FM-0062193	San Bernardino	San Bernardino Courthouse - Annex	36-A2	2	COUNTY MANAGED- Electrical- Replacement of the central plant electrical transformer that supplies power to the building's HVAC systems. Existing transformer has completely failed and is currently on a temporary unit. Work is necessary to provide cooling and heating to the buildings on the superblock which includes 36-A1 & A2.	\$ 48,574	\$ 48,574	In Work	100
24	FM-0062202	Fresno	Reedley Court	10-F1	2	Exterior Shell - Chemically treat for subterranean termites detected at front door and attic at manager's office per inspection report. Remove/replace damaged pieces of wood trim at front entry and provide ACM testing before any treatment.	\$ 3,784	\$ 2,956	In Work	78.13
25	FM-0062205	Los Angeles	Torrance Courthouse	19-C1	2	Fire Protection-Replace one (1) 6" flow switch and twenty-five (25) fire hoses. Switch and hoses failed annual PM test.	\$ 8,918	\$ 7,593	In Work	85.14
26	FM-0062214	Los Angeles	Parking Structure Lot 59- Whittier Admin CTR	19-AO2	2	Fire Protection - Provide and install 14 fire extinguishers and cabinets with tempered safety glass, and break glass bar. Existing cabinets and fire extinguishers are damaged and/or missing due to vandalism in parking structure. Correction notice for the State Fire Marshal.	\$ 3,000	\$ 2,593	In Work	86.43
27	FM-0062215	Mono	Mammoth Lakes Courthouse	26-B2	2	HVAC - Replace failed pump seal on Primary Hot Water Pump #8 - Shaft seal has failed and is leaking water.	\$ 4,754	\$ 4,754	Complete	100
28	FM-0062216	Sacramento	Carol Miller Justice Center Court Facility	34-D1	2	Roof - Replace roof access door - Door frame is not square with building and door is not square with frame, it lets rain come thru door into building.	\$ 11,150	\$ 11,150	In Work	100
29	FM-0062217	Orange	West Justice Center	30-D1	2	Electrical - Emergency Lighting - Remove and replace failed 525w UPS battery serving emergency lighting of the courthouse with new. During inspection the battery was tested and did not pass. UPS no longer produces voltage able to provide backup power to the emergency lighting.	\$ 10,074	\$ 9,135	In Work	90.68
30	FM-0062221	Los Angeles	Michael D. Antonovich Antelope Valley Courthouse	19-AZ1	2	Vandalism - Replace (1) 9"x32"; (1) 20"x33"; (1) 27"x41-1/2" 1/2" Sentry Laminated Safety Glass Clear into existing metal frames, all work to be completed afterhours. Glass broken due to in custody vandalism.	\$ 3,607	\$ 3,607	Complete	100
31	FM-0062222	Los Angeles	Downey Courthouse	19-AM1	2	Plumbing - Replace (15') 4 inch Cast Iron Waste Line with fittings. Waste line is severely cracked and must be replaced to avert sewage spillage into public areas and additional expense of P1 occurrence.	\$ 3,613	\$ 3,024	In Work	83.7
32	FM-0062223	Los Angeles	Downey Courthouse	19-AM1	2	HVAC - Replace water pump for condenser #2. Water pump seized and does not allow system to pump water for cooling.	\$ 3,872	\$ 3,241	In Work	83.7



JUDICIAL COUNCIL
OF CALIFORNIA

TRIAL COURT FACILITY MODIFICATION
ADVISORY COMMITTEE

DRAFT

Trial Court Facility Modification
FMs Less Than \$100K (List B)
05/07/2018 to 06/30/2018
Meeting Date 7/20/2018

	FM NUMBER	LOCATION	FACILITY NAME	BUILDING ID	PRIORITY	SHORT TITLE	TCFMAC FUNDED COST	FACILITY MODIFICATION PROGRAM BUDGET SHARE OF PRELIMINARY ESTIMATE	JOB STATUS	FACILITY MODIFICATION PROGRAM BUDGET % of COST
33	FM-0062224	Stanislaus	Modesto Main Courthouse	50-A1	2	Fire Protection - Replace failed flow switch and air/water pressure guage on system riser, Install all required signs to comply with NFPA 25, add the missing spare fire sprinkler heads to the spare heads box. The retardant mechanism switch has failed and water alarm does not function properly, signage and replacement heads are required by code.	\$ 2,135	\$ 2,135	In Work	100
34	FM-0062225	Los Angeles	Van Nuys Courthouse West	19-AX2	2	Escalators- Replace (1) failed non-reversing device and adjust tension on escalator handrail. Non-reversing device has failed, escalator was shut down because it was not in operation.	\$ 6,858	\$ 5,519	In Work	80.48
35	FM-0062227	Los Angeles	Pasadena Courthouse	19-J1	2	Fire Protection - Replace (6) 135 degree fusible links. Fusible links & hardware are missing. Was cited by the City of Pasadena Fire inspector.	\$ 3,424	\$ 2,375	In Work	69.35
36	FM-0062228	Los Angeles	Downey Courthouse	19-AM1	2	HVAC-Replace one (1) canvas connector for supply fan #1 and one (1) for supply fan #2. Canvas covers have deteriorated and air is escaping, reducing the efficiency of the supply fans.	\$ 7,845	\$ 6,566	In Work	83.7
37	FM-0062230	Los Angeles	Downey Courthouse	19-AM1	2	Fire Protection - Replace (62) deteriorating sprinkler heads and escutcheons that are highly corroded. Discovered during Standpipe / Sprinkler PM inspection 2726209.	\$ 8,453	\$ 7,075	In Work	83.7
38	FM-0062232	Los Angeles	Alhambra Courthouse	19-I1	2	HVAC - Replace (2) sections of piping that has failed. Replace (1) 3" Ball Valve; (1) 3"x1"x2.5" Tee with flanges; (5) 10' sections 3" Copper pipe; (3) 10' sections 2.5" Copper pipe; (3) 10' sections 1" Copper pipe; (1) 3" Flange Bolt / Gasket set; (1) 3" Companion Flange. Domestic Hot Water / Cold Water circulation return pipes currently leaking.	\$ 7,879	\$ 6,776	In Work	86
39	FM-0062233	Los Angeles	Chatsworth Courthouse	19-AY1	2	HVAC - Remove and replace (1) VAV controller; reconnect wiring making any necessary modifications; reprogram controller. VAV Box 2-61 is not responding to building automation system, no air supply coming out to cool courtroom	\$ 2,351	\$ 1,970	In Work	83.8
40	FM-0062234	Los Angeles	Malibu Courthouse	19-AS1	2	County Managed - HVAC - Replace (1) pillow block bearings for Air Handler #3. Bearing has failed and Air handling unit no longer operational. Affecting common Space. The Courthouse is closed and the mechanical system is shared with the County and hence the cost has to be paid per JOA. Total cost is \$7,000 our Judicial Council cost is \$2,659	\$ 2,659	\$ 2,659	Complete	100
41	FM-0062238	Los Angeles	Torrance Courthouse	19-C1	2	Interior finishes - Remove and replace glazing tape from forty-eight (48) windows 34"x74" (16 judges chambers with 3 windows each). Glazing tape has deteriorated throughout the years allowing wind and rain to enter offices. Environmental testing will be required prior to work and work will take place after hours. Rain water leaking through judges chambers windows.	\$ 14,958	\$ 12,735	In Work	85.14
42	FM-0062240	Los Angeles	Torrance Annex	19-C2	2	Elevators, Escalators, & Hoists - Replace (1) Key Switch on 4th Floor access to Judge's Elevator #5. Existing switch failed but works intermittently and needs to be replaced.	\$ 2,545	\$ 2,167	In Work	85.14
43	FM-0062241	Los Angeles	Torrance Courthouse	19-C1	2	Grounds & Parking Lot - Trim and thin out branches from (3) large Maple Trees; (5) Large Palm trees, and removal of generated debris. The heavy pruning is outside the scope of service contract. Palm fronds and branches have fallen narrowly missing public and staff.	\$ 5,033	\$ 4,285	In Work	85.14
44	FM-0062242	San Joaquin	New Stockton Courthouse	39-F1	2	Interior Finishes - Vandalism Replace cracked glass for holding cell door BC11 - Cell BC11 has a crack and multiple chips from inmate damage.	\$ 2,615	\$ 2,615	In Work	100
45	FM-0062243	Los Angeles	Pasadena Courthouse	19-J1	2	Interior finishes - Replace two (2) 20 LF wooden handrails with two (2) metal handrails, using existing mounting hardware. Handrails are broken and currently present a safety concern.	\$ 4,061	\$ 2,816	In Work	69.35



**JUDICIAL COUNCIL
OF CALIFORNIA**

TRIAL COURT FACILITY MODIFICATION
ADVISORY COMMITTEE

DRAFT

Trial Court Facility Modification
FMs Less Than \$100K (List B)
05/07/2018 to 06/30/2018
Meeting Date 7/20/2018

	FM NUMBER	LOCATION	FACILITY NAME	BUILDING ID	PRIORITY	SHORT TITLE	TCFMAC FUNDED COST	FACILITY MODIFICATION PROGRAM BUDGET SHARE OF PRELIMINARY ESTIMATE	JOB STATUS	FACILITY MODIFICATION PROGRAM BUDGET % of COST
46	FM-0062244	Los Angeles	Alhambra Courthouse	19-I1	2	Plumbing - Replace (2) holding cell porcelain sinks with penalware stainless steel sinks. Sinks are missing push buttons and are not functional. Sinks are obsolete and parts are not available, so they must be replaced.	\$ 11,092	\$ 9,539	In Work	86
47	FM-0062245	Los Angeles	Downey Courthouse	19-AM1	2	Vandalism - All (3) public elevators have gang graffiti inside the elevator cab walls. The elevator cab walls were grinded and then buffed to remove the gang graffiti.	\$ 3,214	\$ 2,690	In Work	83.7
48	FM-0062246	Stanislaus	Hall of Records	50-A2	2	HVAC - Replace one 2HP axial fan motor for AHU - This motor has burned the stator windings has seized up the armature. It is beyond repair.	\$ 2,661	\$ 2,071	In Work	77.82
49	FM-0062248	Los Angeles	El Monte Courthouse	19-O1	2	Interior Finishes - Restore 6 Sq. Ft. of missing concrete in holding cell #1. When the county transferred the building to the JCC this issue was never addressed.	\$ 4,907	\$ 2,852	In Work	58.12
50	FM-0062249	Los Angeles	Alhambra Courthouse	19-I1	2	Plumbing-Replace 10 LF of 6" pipe, three (3) 6" couplings, and one (1) 6" 90. The 6 cooling tower pipe is pitting in (3) areas and the pipes will start to leak soon.	\$ 6,134	\$ 5,275	In Work	86
51	FM-0062250	Los Angeles	Pasadena Courthouse	19-J1	2	HVAC - Replace the twelve (12) actuators for Air Handler#10 and Air Handler Unit#11. Actuators are no longer working and have reached end of life. The temperature cannot be controlled in the areas they serve.	\$ 11,233	\$ 7,790	In Work	69.35
52	FM-0062253	Madera	New Madera Courthouse Parking Garage	20-F2	2	Elevator - Replace the leaking hydraulic seal for garage elevator. It is leaking hydraulic fluid from the head controller and will cause elevator failure if not fixed.	\$ 4,196	\$ 4,196	Complete	100
53	FM-0062254	Los Angeles	San Fernando Courthouse	19-AC1	2	HVAC Restore 1-1/4 Heating Hot Water Pump from flanges; transport pump to shop for rebuild; return to site and reinstall and replace flange gaskets. Hot Water Pump #2 is leaking.	\$ 4,095	\$ 3,416	In Work	83.41
54	FM-0062255	Madera	New Madera Courthouse	20-F1	2	Electrical - Restore electrical system integrity per original building design - Access Control System re-boots during power failures and outages causing control issues with in-custody and private areas of courthouse.	\$ 4,635	\$ 4,635	In Work	100
55	FM-0062256	Sacramento	Gordon Schaber Sacramento Superior Court	34-A1	2	HVAC - Replace bearing on (2) Return Fans. Return fans has a loud bearing noise and need to be replaced to prevent damage to the motor.	\$ 867	\$ 867	Complete	100
56	FM-0062257	Shasta	Main Courthouse	45-A1	2	HVAC - Remove supply fan motor from air handler located in overhead of Department 5 Chambers. Disassemble blower assembly, reassemble with new fan motor. Test for proper operation. Received multiple complaints from Commissioner in Dept. 5 that Chambers are too hot. Air Conditioner is unresponsive to adjustments.	\$ 1,980	\$ 1,980	Complete	100
57	FM-0062258	Sacramento	Juvenile Courthouse	34-C2	2	HVAC - Remove the 30 hp 480v. supply fan motor from AHU #2. Rewind motor and replace shaft bearings off site. Reinstall the motor and test operation.	\$ 7,689	\$ 7,689	In Work	100



JUDICIAL COUNCIL
OF CALIFORNIA

TRIAL COURT FACILITY MODIFICATION
ADVISORY COMMITTEE

DRAFT

Trial Court Facility Modification
FM's Less Than \$100K (List B)
05/07/2018 to 06/30/2018
Meeting Date 7/20/2018

	FM NUMBER	LOCATION	FACILITY NAME	BUILDING ID	PRIORITY	SHORT TITLE	TCFMAC FUNDED COST	FACILITY MODIFICATION PROGRAM BUDGET SHARE OF PRELIMINARY ESTIMATE	JOB STATUS	FACILITY MODIFICATION PROGRAM BUDGET % of COST
58	FM-0062264	Los Angeles	Santa Monica Courthouse	19-AP1	2	Interior Finishes - Erect (1) Containment with (1) 2-stage decontamination Chamber, (1) Negative Air Machine. Remove/replace (8) 1'x1' floor tiles (64 Sq. Ft.), apply 2 coats of floor sealer to replaced tiles in 1st floor corridor outside Room 114. All work will be performed during weekend to minimize impact to Court operations. All related work will be performed in a known ACM environment. Existing tiles are cracked and broken creating a trip hazard, and slip incident has occurred in this area. (Incident report & email has been up-loaded).	\$ 11,241	\$ 8,823	In Work	78.49
59	FM-0062265	Alameda	Fremont Hall of Justice	01-H1	2	Fire Protection - Perform required repairs noted on the 5 year inspection - 1) Replace corroded 1.25" x 0'-4 nipple and 2.5" x 1.25" Mac Tee 2) Add (1) adjustable pipe stand to 1.25" drain (2'-9") 3) Replace (1) sprinkler head located in the monitoring room 4) Replace 2.5" swing check 5) Replace (16) expired 75' fire hoses 6) Add (1) Control Valve and Test & Drain signage	\$ 25,756	\$ 20,450	In Work	79.4
60	FM-0062270	Fresno	B.F. Sisk Courthouse	10-O1	2	HVAC - Provide, install and program one new BACnet building automation supervisory controller on the fifth floor to connect new BACnet VAV controllers to building automation system - BACnet supervisory controller is needed to connect newly installed replacement VAV controller and future replacement VAV controllers on the fifth floor.	\$ 6,147	\$ 6,147	In Work	100
61	FM-0062271	Butte	Butte County Courthouse	04-A1	2	HVAC - Replace 35 ton A/C compressor-The compressor has failed and the unit cannot provide cooling as intended.	\$ 20,516	\$ 20,516	In Work	100
62	FM-0062275	San Francisco	Youth Guidance Center	38-C1	2	Fire Protection - COUNTY MANAGED - Replace original (1953) failed six inch fire sprinkler pipe (60') with new - Fire sprinkler main supply pipe failed due to end of life	\$ 8,864	\$ 8,864	In Work	100
63	FM-0062278	Orange	Betty Lou Lamoreaux Justice Center	30-B1	2	FIRE PROTECTION - Replace one (1) 6" butterfly valve on city bypass that failed to operate and shut properly, replace one (1) automatic control valve that failed to auto fill, recalibrate one (1) flow meter that was last calibrated in 2008. The deficiencies were identified while performing the 5-year sprinkler test. In addition, replace 20' of FDC piping that failed and is leaking and replace two (2) failed piping nipples that are leaking above and below the control valve.	\$ 18,813	\$ 15,041	In Work	79.95
64	FM-0062279	Orange	Central Justice Center	30-A1	2	INTERIOR FINISHES - Remove and replace deteriorated flooring of three detention cell toilet areas totaling about 130 square feet of material. The Health Care Agency, during their annual inspection, sited the issue for correction due to the poor condition of the flooring and the potential leakage to the lower floors. Failure to comply may lead to fines and closure of the temporary detention facilities.	\$ 8,700	\$ 8,700	In Work	100
65	FM-0062280	Los Angeles	Inglewood Juvenile Court	19-E1	2	HVAC- Install one (1) 1/4" tee to allow access for future servicing, evacuate system, repairs leak, and refill system. Reduction in line pressure caused low suction alarm to activate.	\$ 6,635	\$ 5,360	In Work	80.78
66	FM-0062284	Placer	Hon. Howard G. Gibson Courthouse	31-H1	2	Fire Protection - Repair two fire smoke screens that failed to meet fire code due to deterioration. Annual fire alarm panel test has failed due to these items. Two screens do not meet current fire code due to lack of complete seal because of deterioration.	\$ 10,108	\$ 10,108	In Work	100
67	FM-0062285	San Bernardino	Fontana Courthouse	36-C1	2	Fire Protection - Replace 120volt APC SmartUPS 3000va LCD with SmartConnect for 2nd floor fire curtain door. UPS unit will not reset and has failed, needs to be replaced.	\$ 2,824	\$ 2,348	In Work	83.13



JUDICIAL COUNCIL
OF CALIFORNIA

TRIAL COURT FACILITY MODIFICATION
ADVISORY COMMITTEE

DRAFT

Trial Court Facility Modification
FMs Less Than \$100K (List B)
05/07/2018 to 06/30/2018
Meeting Date 7/20/2018

	FM NUMBER	LOCATION	FACILITY NAME	BUILDING ID	PRIORITY	SHORT TITLE	TCFMAC FUNDED COST	FACILITY MODIFICATION PROGRAM BUDGET SHARE OF PRELIMINARY ESTIMATE	JOB STATUS	FACILITY MODIFICATION PROGRAM BUDGET % of COST
68	FM-0062286	San Diego	County Courthouse	37-A1	2	Plumbing – A section of heating hot water supply line in ceiling space was leaking and saturated ceiling tiles, causing ceiling tiles to fall to the floor. The space is still being used by Court and County employees. All work had to performed in a ACM working environment. Replace 2 ceiling tiles, and cap off heating hot water supply line.	\$ 12,067	\$ 9,342	In Work	77.42
69	FM-0062287	Los Angeles	Stanley Mosk Courthouse	19-K1	2	Plumbing - Replace (1) 2.5" elbow & isolation valve for domestic heat exchanger #5. Remove, abate & replace 10ft of pipe insulation & 25ft of tank insulation and dispose of in accordance with state/local/federal regulations. Environmental testing and remediation required due to known ACM environment. Heat exchanger elbow is leaking and isolation valve has failed.	\$ 26,471	\$ 25,746	In Work	97.26
70	FM-0062288	Contra Costa	Wakefield Taylor Courthouse	07-A2	2	Fire Protection - Replace leaking fire hose connection - This was listed as a fire deficiency during quarterly inspection from State Fire Marshal	\$ 4,003	\$ 4,003	In Work	100
71	FM-0062291	Los Angeles	Compton Courthouse	19-AG1	2	Fire protection - Compliance SFM-Replace two (2) dry sprinkler pendants in kitchen walk in freezer. Per SFM write up page 11, item 433, sprinkler heads are corroded and need to be replaced.	\$ 3,631	\$ 2,401	In Work	66.13
72	FM-0062292	Los Angeles	Parking Structure Lot 94 Airport Courthouse	19-AU2	2	Fire Protection- Replace (1) PIV (post indicator valve), and (1) toggle switch, failed valve discovered during PM 2680753. Used to detect operation of a main control valve in a sprinkler or standpipe system.	\$ 3,844	\$ 2,966	In Work	77.17
73	FM-0062293	San Diego	County Courthouse	37-A1	2	Plumbing - Replace 3/4" valve, union, 90, and nipples; replace gaskets and install bolt kits on the Domestic hot water storage tank, that currently has (5) leaks on the tank.	\$ 3,779	\$ 2,926	In Work	77.42
74	FM-0062294	Los Angeles	Van Nuys Courthouse West	19-AX2	2	HVAC-Replace one (1) boiler for HVAC system. Install new condensate line to existing drain. Existing supply piping and ventilation will be re-used. Insulate hot water pipes. Burners have failed and the boiler is not functioning affect heat to the building.	\$ 31,244	\$ 25,145	In Work	80.48
75	FM-0062295	Los Angeles	Metropolitan Courthouse	19-T1	2	HVAC - Disconnect and remove Boiler Pump #2 to shop to be disassembled and rebuilt. Reinstall Pump and replace (1) motor coupling. Boiler Pump #2 is leaking and out of service. Boiler Pump #1 is carrying 100% of building load with no backup in event of failure.	\$ 9,835	\$ 9,298	In Work	94.54
76	FM-0062296	San Diego	County Courthouse	37-A1	2	HVAC - Replaced 2 ft of 3/4in copper pipe and fitting on Air Handler Unit #3. It has a cracked hot water return line and it is leaking. Impacting the space that Court and County employees still use.	\$ 2,348	\$ 1,818	In Work	77.42
77	FM-0062302	Napa	Criminal Court Building	28-A1	2	Plumbing - Replace failed sewage ejector components; (2) 3" GATE Valves, (2) 3" CHECK Valves, (6) GASKETS (1) LOT Stainless Steel Hardware for valves, (2) 3" Dresser Couplings, (2) Stainless Steel Float Control holders w/U-bolts, Schedule 80 PVC Fittings and Pipe - Failed Check and Gate valves found during PM	\$ 12,877	\$ 12,877	In Work	100
78	FM-0062304	Los Angeles	Michael D. Antonovich Antelope Valley Courthouse	19-AZ1	2	Grounds and Parking Lot - Replace (5) runs of #10 Gauge Wiring (25) feet each total (125) feet in new wiring raceway; secure all connections between to Bollards; Demo and replace approx. .033 yards of concrete 18'long x 18"wide x 4"deep to access wire raceway between lighting Bollards #3 & #4. electrical has shorted out and is unable to pull new wires due to breaks in the grounds	\$ 12,119	\$ 8,909	In Work	73.51



JUDICIAL COUNCIL
OF CALIFORNIA

TRIAL COURT FACILITY MODIFICATION
ADVISORY COMMITTEE

DRAFT

Trial Court Facility Modification
FMs Less Than \$100K (List B)
05/07/2018 to 06/30/2018
Meeting Date 7/20/2018

	FM NUMBER	LOCATION	FACILITY NAME	BUILDING ID	PRIORITY	SHORT TITLE	TCFMAC FUNDED COST	FACILITY MODIFICATION PROGRAM BUDGET SHARE OF PRELIMINARY ESTIMATE	JOB STATUS	FACILITY MODIFICATION PROGRAM BUDGET % of COST
79	FM-0062305	Shasta	Courthouse Annex	45-A7	2	Fire Protection - Remove and replace door locksets with new hardware in room 112, 219, 319 and Dept. 11 reported during the local fire department inspection. The current locksets do not meet fire code standards in conjunction with security needs. New hardware will satisfy both concerns.	\$ 4,690	\$ 4,690	In Work	100
80	FM-0062306	San Benito	New Hollister Courthouse	35-C1	2	Interior Finishes - ADA operator failed - Remove (1) failed door operator and (1) failed operator control board. Install (1) replacement door operator and (1) replacement operator control board. Program operator controls. Perform complete operational testing of repaired operator and control.	\$ 5,858	\$ 5,858	In Work	100
81	FM-0062307	San Diego	Juvenile Court	37-E1	2	Plumbing - Replace 90 ft of cast iron sewer piping and (28) fittings. Cast iron sewer piping is corroded and blistering and fittings are corroded. Pipe and fittings need to be replaced to prevent potential leak above courtroom 4.	\$ 7,801	\$ 5,821	In Work	74.62
82	FM-0062309	San Bernardino	San Bernardino Justice Center	36-R1	2	Plumbing - Install a custom fabricated cage with a concrete pad and opening for the FDC unit around the 8in fire backflow. Continuous vandalism to the FDC connection on the 8in fire backflow located on the northeast side of the building has left it inaccessible to the fire department in the event of an emergency. A cage is needed for the 8in backflow to prevent vandalism to the FDC connection.	\$ 7,386	\$ 7,386	In Work	100
83	FM-0062310	San Bernardino	Fontana Jury Assembly Building	36-C3	2	Plumbing - Replace drywall and build back in alcove and janitor's closet. Sewage leak damaged walls.	\$ 2,500	\$ 2,078	In Work	83.13
84	FM-0062311	Los Angeles	Metropolitan Courthouse	19-T1	2	Plumbing - Replace (1) 115/208 volt, 1hp transfer pump and (2) flex hoses, for diesel fuel. The existing pump is leaking and requires replacement.	\$ 3,792	\$ 3,585	In Work	94.54
85	FM-0062313	San Bernardino	Victorville Courthouse-Dept. N-1	36-L1	2	Interior Finishes - Replace damaged courtroom V10 wood door with (1) legacy oak skin wood door. Door is damaged and requires replacement.	\$ 7,414	\$ 7,414	In Work	100
86	FM-0062315	San Bernardino	San Bernardino Justice Center	36-R1	2	Interior Finishes - Replace (1) glass pane 34 x 120 - 9/16 Starfire Laminated Safety Temper with white lutch film on the interior of glass. A 15 foot privacy glass shattered on the 11th floor and needs to be replaced.	\$ 6,833	\$ 6,833	In Work	100
87	FM-0062316	San Diego	North County Regional Center - South	37-F1	2	COUNTY MANAGED-ELECTRICAL-County Project MM18505-Existing UPS system is at end of useful life and can no longer adequately provide uninterrupted electrical power to the critical building systems in the South Tower Court building. This UPS backs up the main panel of the fire/life safety system for this building. Loss of power to this system will cause fire alarms to malfunction	\$ 70,804	\$ 70,804	In Work	100
88	FM-0062324	Solano	Hall of Justice	48-A1	2	HVAC - Remove and replace three failing 15 HP return air fans that serve the 1st, 2nd and 3rd floor Courts. Fans have reached end of life; Shives and bearings need replacing; Fans are vibrating and are very noisy.	\$ 89,218	\$ 89,218	In Work	100



JUDICIAL COUNCIL
OF CALIFORNIA

TRIAL COURT FACILITY MODIFICATION
ADVISORY COMMITTEE

DRAFT

Trial Court Facility Modification
FMs Less Than \$100K (List B)
05/07/2018 to 06/30/2018
Meeting Date 7/20/2018

	FM NUMBER	LOCATION	FACILITY NAME	BUILDING ID	PRIORITY	SHORT TITLE	TCFMAC FUNDED COST	FACILITY MODIFICATION PROGRAM BUDGET SHARE OF PRELIMINARY ESTIMATE	JOB STATUS	FACILITY MODIFICATION PROGRAM BUDGET % of COST
89	FM-0062330	Solano	Hall of Justice	48-A1	2	Plumbing - Replace 50' of failed drain pipe with a new 2" drain line and related fittings; Remove (3) abandoned drinking fountains; patch/paint each location (3) to match existing - Drain pipe failed, leaking at multiple locations.	\$ 15,631	\$ 15,631	In Work	100
90	FM-0062331	Santa Clara	Morgan Hill Courthouse	43-N1	2	Fire Protection - Elevator door fire curtain failed - Install (1) fire curtain - Alignment of the new curtain - insure proper operation of the complete door system - Currently affecting the courts fire protection system.	\$ 10,040	\$ 10,040	In Work	100
91	FM-0062332	Solano	Hall of Justice	48-A1	2	Fire Protection- Replace failed bell/water motor assembly, (2) valves and (20') associated plumbing that did not pass inspection; LOTO and drain down sprinkler system; Verify operation and certify standpipe. - North Fire sprinkler water bell failed inspection.	\$ 4,065	\$ 2,960	In Work	72.82
92	FM-0062333	Solano	Old Solano Courthouse	48-A3	2	Plumbing- Heating water pump #1 is leaking; LOTO and drain down pump #1; Remove (1) failed pipe section from flange and install new; Cleanup all debris and verify pump operation. Pump is leaking.	\$ 2,908	\$ 2,908	In Work	100
93	FM-0062334	Solano	Hall of Justice	48-A1	2	HVAC - Replace failed Air Handler controller; Backup control board programming; LOTO, remove failed control board and Install new control board; Load controller programming; Verify operation and validate all inputs and outputs. Controller no longer functioning	\$ 4,207	\$ 4,207	In Work	100
94	FM-0062337	Contra Costa	George D. Carroll Courthouse	07-F1	2	Grounds and Parking lot - Per arborist recommendations for pedestrian safety, trim, thin and crown (2) 50' trees, (4) 40' trees, and (2) 60' trees hanging over sidewalks and parking lots. Trees are very old and large branches have recently fallen and damage vehicles. They are a safety hazard.	\$ 14,024	\$ 10,827	In Work	77.2
95	FM-0062339	Fresno	B.F. Sisk Courthouse	10-O1	2	Fire Protection - Replace fourth floor Notifier fire alarm panel with like-for-like unit - Panel has an internal ground fault and needs to be replaced. SFM has reviewed the project and will require post-installation inspection and testing.	\$ 6,254	\$ 6,254	In Work	100
96	FM-0062340	El Dorado	Cameron Park	09-C1	2	HVAC - Replace compressor on Heat Pump #1. Flush all refrigerant components with system cleaner. Install new liquid line filter, isolation valves to remove and replace filter after start up. Run system for 20 hours and replace existing filter with new to pull oil contaminants out, perform oil test. Compressor has a short in windings and will not run. This unit supplies air to the offices where the research attorney and pre tem judge work.	\$ 3,109	\$ 3,109	In Work	100
97	FM-0062341	Los Angeles	Clara Shortridge Foltz Criminal Justice Center	19-L1	2	HVAC - Replace (8) 2 1/2" flanges, (2) bolt kits, (2) NBG kits, (8) 2 1/2" 90s, (2) 2 1/2" 45s, 40LF of 2 1/2" copper pipe & 40LF of ACM insulation due to leak in the hot water loop. Work to be performed in known ACM environment, abate/remediate insulation.	\$ 26,838	\$ 18,462	In Work	68.79
98	FM-0062342	San Bernardino	Rancho Cucamonga Courthouse	36-F1	2	Electrical - Provide software installation for controller upgrades. Restore power to bailiff's holding cell controller, magnetic door locks, elevator control and intercom. Provide programming for (3) Court Rooms MAG Doors and provide assistance with the PLC program. No power to bailiff's holding cell controller; PLC Program requires software upgrades and programming for the mag doors and controllers.	\$ 8,757	\$ 8,757	In Work	100



JUDICIAL COUNCIL
OF CALIFORNIA

TRIAL COURT FACILITY MODIFICATION
ADVISORY COMMITTEE

DRAFT

Trial Court Facility Modification
FMs Less Than \$100K (List B)
05/07/2018 to 06/30/2018
Meeting Date 7/20/2018

	FM NUMBER	LOCATION	FACILITY NAME	BUILDING ID	PRIORITY	SHORT TITLE	TCFMAC FUNDED COST	FACILITY MODIFICATION PROGRAM BUDGET SHARE OF PRELIMINARY ESTIMATE	JOB STATUS	FACILITY MODIFICATION PROGRAM BUDGET % of COST
99	FM-0062350	San Diego	Juvenile Court	37-E1	2	Plumbing - Replace cast iron pipe, perform remediation and environmental testing. Cast iron sewage line is leaking in the employees restroom on the 2nd floor and leaked down to the 1st floor in a secure hallway.	\$ 9,935	\$ 7,413	In Work	74.62
100	FM-0062361	Los Angeles	East Los Angeles Courthouse	19-V1	2	HVAC-Air Handler Unit #1, Replace (1) 25 Hp motor. Motor failed due to seized bearing affecting HVAC for entire 1st floor.	\$ 2,500	\$ 1,943	In Work	77.72
101	FM-0062362	San Joaquin	Lodi Branch- Dept. 2	39-D2	2	HVAC - Fix communication failure on logic control board for AHU #2 - Comm Failure shuts down the unit in heating or cooling.	\$ 2,923	\$ 2,923	In Work	100
102	FM-0062363	Kings	Corcoran Court	16-D1	2	HVAC - Heater in PKU-02, 4 and 5 will not light. Replace heater control board - Unit not able to provide any heat.	\$ 3,244	\$ 3,244	In Work	100
103	FM-0062367	Alameda	Hayward Hall of Justice	01-D1	2	Electrical - Replace shorted wiring for security light at sallyport parking lot wall - Safety and Security risk	\$ 2,201	\$ 2,201	In Work	100
104	FM-0062369	Shasta	Main Courthouse	45-A1	2	HVAC - Repair defective coil on ACU01. Refrigerant leak has been identified using dye, cannot access area for repairs, must remove coil from system to repair leaks. Install new drive belts and air filters. Recover refrigerant, remove evaporator coil, solder known leaks area on U bends, recharge with refrigerant. This is a system that cools the Main IT room which supports all computer systems in Court.	\$ 7,537	\$ 7,537	In Work	100
105	FM-0062370	Solano	Law And Justice Center	48-A2	2	HVAC - Backup control board programming. LOTO AHU and remove failed control board. Install new control board and load controller programming. Verify operation and validate all inputs and outputs of new controller. Controller is no longer functioning	\$ 4,608	\$ 4,608	In Work	100
106	FM-0062373	Los Angeles	Alhambra Courthouse	19-I1	2	Plumbing - Weld patch over rusty hole in bottom of Hot Water Expansion Tank. Tank has developed a leak from a rusted place on the bottom of the tank. If left alone a major leak could rupture from the tank and potentially impact court operations.	\$ 3,819	\$ 3,284	In Work	86
107	FM-0062376	Orange	West Justice Center	30-D1	2	Exterior Shell - Remove and replace approximately 40sq ft of roofing material above the Criminal/Traffic department to remediate leaks around roof drain. Work includes disassembly of drain ring and reseal with 4lb lead sheet, 4.5mm modified bitumen cap sheet with one layer of 28# glass base sheet, application of reflective aluminum coating, cut out of existing blister at drain and patch and seal with cap sheet (torch applied). Failure to replace will leave the area open to water intrusion during the next rain.	\$ 4,906	\$ 4,906	In Work	100
108	FM-0062384	Los Angeles	Torrance Courthouse	19-C1	2	Electrical - ABM to perform Megger test on Electrical Panel E-2 feeding Server Room Outlets; Replace (1) 70 Amp Main Breaker in panel. Breaker tripping in IT Room Panel several outlets with no power. Megger test used to verify integrity of wire system	\$ 3,200	\$ 2,724	In Work	85.14
109	FM-0062385	San Mateo	Central Branch	41-B1	2	Plumbing- Excavate, remove and replace failed 2" valve manifold (1) - Failed valve caused major water leak.	\$ 930	\$ 930	In Work	100
110	FM-0062386	Contra Costa	Bray Courts	07-A3	2	Grounds and Parking Lot- Remove and replace 21 sqft of sidewalk outside the Jury Assembly room exit door - Tree roots have lifted the slab and the metal exit doors will only open about 1/3 of the way because they are scraping on the bottom.	\$ 5,986	\$ 5,986	In Work	100



JUDICIAL COUNCIL
OF CALIFORNIA

TRIAL COURT FACILITY MODIFICATION
ADVISORY COMMITTEE

DRAFT

Trial Court Facility Modification
FMs Less Than \$100K (List B)
05/07/2018 to 06/30/2018
Meeting Date 7/20/2018

	FM NUMBER	LOCATION	FACILITY NAME	BUILDING ID	PRIORITY	SHORT TITLE	TCFMAC FUNDED COST	FACILITY MODIFICATION PROGRAM BUDGET SHARE OF PRELIMINARY ESTIMATE	JOB STATUS	FACILITY MODIFICATION PROGRAM BUDGET % of COST
111	FM-0061365	Los Angeles	Beverly Hills Courthouse	19-AQ1	2	HVAC-Replace eighty-three (83) 2" x 52" boiler tubes, clean boiler heads front and rear, flush out water cut offs, and replace all gaskets for boiler #1. Boiler is leaking and will affect ability to control temperature.	\$ 15,056	\$ 11,973	Complete	79.52
112	FM-0061407	Butte	North Butte County Courthouse	04-F1	2	Furniture and Equipment - Install magnetic hold open for door - Fire marshal requested that the door be kept shut unless a magnetic hold open function tied to the fire system was installed. The court is requesting that the door be kept open	\$ 9,994	\$ 9,994	Complete	100
113	FM-0061581	Riverside	Banning Justice Center	33-G4	2	Grounds and Parking Lot - Relocate Judges parking automatic gate controller to the chiller room, approx. 100ft away due to entrapments. The current gate controller electronic components are failing due to its outside location and the extreme heat exposure both direct and indirect. On days when temperatures exceed 90 degrees, the controlling equipment will shut down causing the gate to be non-operational inhibiting entrance and egress.	\$ 18,576	\$ 18,576	Complete	100
114	FM-0061651	Los Angeles	Whittier Courthouse	19-AO1	2	HVAC - Chiller Pumps - Remove and replace four each failing and failed Chiller pumps. Two of the chiller pumps have completely failed at this time, and the other two are laboring excessively and leaking. The pumps have not been in full operation for about three years.	\$ 98,179	\$ 84,856	Complete	86.43
115	FM-0061842	San Diego	North County Regional Center - South	37-F1	not	COUNTY MANAGED-ELECTRICAL-County project MM18506-Existing generator uses old cooling tower infrastructure that is inadequate and causes generator to overheat. Cost is too high to convert to an integral system. This generator provides emergency power to critical equipment in the central plant and jail. Cooling tower is collapsing in on itself and has become a safety concern. Without generator, central plant cannot function as designed.	\$ 70,000	\$ 70,000	In Work	100
							\$ 1,553,146	\$ 1,384,492		



JUDICIAL COUNCIL
OF CALIFORNIA

TRIAL COURT FACILITY MODIFICATION
ADVISORY COMMITTEE

Meeting Date: 07/20/2018

**Action Item 4 – (Action Required) - List C – Cost Increases
Over \$50K**

Summary:

Ratify facility modifications requiring cost increases over \$50K from List C.

Total Project Count:	15
Total Potential FM Budget Share of Cost:	\$4,693,264

Supporting Documentation:

- List C – Cost Increases Over \$50K Report

Action Requested:

Staff recommends 15 projects for a total cost increase to the Facility Modification Program budget of \$4,693,264.



JUDICIAL COUNCIL
OF CALIFORNIA

TRIAL COURT FACILITY MODIFICATION
ADVISORY COMMITTEE

DRAFT

Trial Court Facility Modification
Increases Over \$50K - FMs (List C)
06/01/2005 to 06/30/2018
Meeting Date 07/20/2018

	FM NUMBER	LOCATION	FACILITY NAME	BUILDING ID	PRIORITY	SHORT TITLE	TCFMAC FUNDED COST	FACILITY MODIFICATION PROGRAM BUDGET SHARE OF TCFMAC FUNDED COST	CURRENT COST ESTIMATE	FACILITY MODIFICATION PROGRAM BUDGET SHARE OF CURRENT COST ESTIMATE	NOTES	TOTAL COST INCREASE	FACILITY MODIFICATION PROGRAM COST INCREASE	JOB STATUS	FACILITY MODIFICATION PROGRAM BUDGET % OF COST
1	FM-0061813	Los Angeles	Van Nuys Cour	19-AX1	1	Plumbing - Replaced (1) angle stop and 1ft. section of 1/2" copper domestic water line. Catastrophic flood occurred on the 4th floor and leaked to the basement. SCAQMD Procedure 5 remediation will be performed on floors 3 to basement. The entire east side of the building from 3rd floor down is under containment. Court closed for 3	\$1,500,000	\$ 1,500,000	\$ 2,900,000	\$ 2,900,000	Original P1 SWO closed at \$1.9M. We are asking for additional funds to complete the ACM remediation and build back for the remainder work under a P2 SWO.	\$ 1,400,000	\$ 1,400,000	In Work	100.00
2	FM-0061406	Los Angeles	Edmund D. Ed	19-Q1	1	HVAC- Replace (1) Damaged 150 HP motor and (1) damaged VFD drive. Motor short circuit and damaged VFD.	\$ 14,900	\$ 10,429	\$ 98,509	\$ 68,946	Additional bearings needed replacement on the Supply Fan#1 and replace damaged 150 HP motor and VFD drive, which were discovered during the actual work.	\$ 83,609	\$ 58,518	In Work	69.99



JUDICIAL COUNCIL
OF CALIFORNIA

TRIAL COURT FACILITY MODIFICATION
ADVISORY COMMITTEE

DRAFT

Trial Court Facility Modification
Increases Over \$50K - FMs (List C)
06/01/2005 to 06/30/2018
Meeting Date 07/20/2018

	FM NUMBER	LOCATION	FACILITY NAME	BUILDING ID	PRIORITY	SHORT TITLE	TCFMAC FUNDED COST	FACILITY MODIFICATION PROGRAM BUDGET SHARE OF TCFMAC FUNDED COST	CURRENT COST ESTIMATE	FACILITY MODIFICATION PROGRAM BUDGET SHARE OF CURRENT COST ESTIMATE	NOTES	TOTAL COST INCREASE	FACILITY MODIFICATION PROGRAM COST INCREASE	JOB STATUS	FACILITY MODIFICATION PROGRAM BUDGET % OF COST
3	FM-0059753	Los Angeles	Edmund D. Ed	19-Q1	2	HVAC- Remove and replace damaged media fills on cooling towers 1 & 2(4). Damaged media fills do not allow the system to work at maximum efficiency. In addition, the damaged media fills are deflecting water away from the cooling towers and onto the roof. Water is accumulating on the roof and could potentially leak into building.	\$ 82,508	\$ 57,747	\$ 143,732	\$ 100,598	Additional cost needed for unforeseen conditions the were found when replacing the media fills on cooling tower 1 and 2. Additional items that were replaced included fans, bearing assemblies, sheaves, bushings, and sealant nozzles.	\$ 61,224	\$ 42,850	In Work	69.99
4	FM-0061726	Los Angeles	Norwalk Court	19-AK1	1	Roof - Roof drain seal was deteriorated and leaked down into Dept. 7 courtroom. Affecting (4) 2'x2' ceiling tiles; 6'x6' carpet saturated. Erected (1) containment 8x 8x12, HEPA Vac, dry out approx. 40sqft category 2 water. Sealed (1) roof drain that caused the leak.	\$ 5,500	\$ 4,677	\$ 72,424	\$ 61,582	Additional cost needed because of multiple leaks that was not anticipated at the time of the creating of this P1.	\$ 66,924	\$ 56,905	In Work	85.03



JUDICIAL COUNCIL
OF CALIFORNIA

TRIAL COURT FACILITY MODIFICATION
ADVISORY COMMITTEE

DRAFT

Trial Court Facility Modification
Increases Over \$50K - FMs (List C)
06/01/2005 to 06/30/2018
Meeting Date 07/20/2018

	FM NUMBER	LOCATION	FACILITY NAME	BUILDING ID	PRIORITY	SHORT TITLE	TCFMAC FUNDED COST	FACILITY MODIFICATION PROGRAM BUDGET SHARE OF TCFMAC FUNDED COST	CURRENT COST ESTIMATE	FACILITY MODIFICATION PROGRAM BUDGET SHARE OF CURRENT COST ESTIMATE	NOTES	TOTAL COST INCREASE	FACILITY MODIFICATION PROGRAM COST INCREASE	JOB STATUS	FACILITY MODIFICATION PROGRAM BUDGET % OF COST
5	FM-0057412	Los Angeles	Santa Monica Cour	19-AP1	2	HVAC - North side - Replace deteriorating roof top hot water pipe; approx. 200LF of 2" copper pipe and fittings. Re-insulate 200LF of pipe, replace 210SF aluminum insulation jacket & bands. Conduct work under known ACM environment, Glove bag 200LF of ACM Thermal System Insulation.	\$ 81,315	\$ 63,816	\$ 144,090	\$ 113,082	Additional cost is needed for the use of specialty equipment and additional piping replacement that was found during the work.	\$ 62,775	\$ 49,266	In Work	78.48
6	FM-0061835	Los Angeles	Alhambra Cour	19-11	1	Plumbing - Category 3 water backed up in 2nd floor lock up sheriff restroom toilet to 2nd floor Janitor's closet mop sink onto floor approximately 150 gallons. Multiple rooms affected measuring at approximately 300 square feet of floor space. Remediation containment team dispatched, plumbers cleared affected line. Clearance testing	\$2,500	\$ 2,500	\$ 71,746	\$ 71,746	Additional costs were not anticipated at the start of the project. Opened the FM at \$2,500 not knowing the full extent of the P1.	\$ 69,246	\$ 69,246	In Work	100.00



JUDICIAL COUNCIL
OF CALIFORNIA

TRIAL COURT FACILITY MODIFICATION
ADVISORY COMMITTEE

DRAFT

Trial Court Facility Modification
Increases Over \$50K - FMs (List C)
06/01/2005 to 06/30/2018
Meeting Date 07/20/2018

	FM NUMBER	LOCATION	FACILITY NAME	BUILDING ID	PRIORITY	SHORT TITLE	TCFMAC FUNDED COST	FACILITY MODIFICATION PROGRAM BUDGET SHARE OF TCFMAC FUNDED COST	CURRENT COST ESTIMATE	FACILITY MODIFICATION PROGRAM BUDGET SHARE OF CURRENT COST ESTIMATE	NOTES	TOTAL COST INCREASE	FACILITY MODIFICATION PROGRAM COST INCREASE	JOB STATUS	FACILITY MODIFICATION PROGRAM BUDGET % OF COST
7	FM-0052841	Kern	Bakersfield Sup	15-A1	2	COUNTY MANAGED - Electrical - P2/PHASE 2 of P1 Electrical Work - Replace 50yr old cabling/conductors/breakers/disconnects. The existing electrical panel has been in service for fifty years and parts can no longer be replaced, this is a 12000 volt system.	\$ 485,210	\$ 485,210	\$ 584,607	\$ 584,607	County managed project, cost increase is requested by County for unforeseen conditions.	\$ 99,397	\$ 99,397	Comple	100.00
8	FM-0054329	Kern	Bakersfield Sup	15-A1	2	COUNTY MANAGED - HVAC - Upgrade current HVAC - Central plant is more than 50 years old, loss of HVAC would significantly impact multiple facilities. The project encompasses replacing water pumps, condenser water pumps, electrical transfer switches, automatic controls system, water treatment and filter components and a	\$ 461,562	\$ 461,562	\$ 552,796	\$ 552,796	County managed project, cost increase is requested by County for unforeseen conditions.	\$ 91,234	\$ 91,234	Comple	100.00



JUDICIAL COUNCIL
OF CALIFORNIA

TRIAL COURT FACILITY MODIFICATION
ADVISORY COMMITTEE

DRAFT

Trial Court Facility Modification
Increases Over \$50K - FMs (List C)

06/01/2005 to 06/30/2018

Meeting Date 07/20/2018

	FM NUMBER	LOCATION	FACILITY NAME	BUILDING ID	PRIORITY	SHORT TITLE	TCFMAC FUNDED COST	FACILITY MODIFICATION PROGRAM BUDGET SHARE OF TCFMAC FUNDED COST	CURRENT COST ESTIMATE	FACILITY MODIFICATION PROGRAM BUDGET SHARE OF CURRENT COST ESTIMATE	NOTES	TOTAL COST INCREASE	FACILITY MODIFICATION PROGRAM COST INCREASE	JOB STATUS	FACILITY MODIFICATION PROGRAM BUDGET % OF COST
9	FM-0061437	Los Angeles	County Record	19-AV3	2	COUNTY MANAGED - Elevators, Escalators, & Hoists - Modernize (3) elevators; Jacks, Cabs and doors are passed their life expectancy and require continual repairs to maintain in service. Cost includes Engineering, Design, permit, Construction, code required upgrades (ADA, CA title 24, Tile 8) & Hazmat.	\$ 875,000	\$ 875,000	\$ 939,732	\$ 939,732	County managed project, bids came higher than anticipated.	\$ 64,732	\$ 64,732	In Work	100.00
10	FM-0060358	Los Angeles	Downey Court	19-AM1	2	HVAC - Remove and replace six (6) coils and drain pans for chilled water. Existing coils and drain pans are corroded and leaking and need to be replaced. Replace isolation valves and piping, drain pipes, pressure gauges and thermometers. There will be approximately 550 Sq. Ft. of ACM / ATS Piping insulation abated with full containment.	\$ 101,169	\$ 84,678	\$ 153,856	\$ 128,777	An additional 100' of copper pipe and fittings were required to complete the project. Additionally, piping insulation tested positive for ACM and remediation was required.	\$ 52,687	\$ 44,099	In Work	83.70



	FM NUMBER	LOCATION	FACILITY NAME	BUILDING ID	PRIORITY	SHORT TITLE	TCFMAC FUNDED COST	FACILITY MODIFICATION PROGRAM BUDGET SHARE OF TCFMAC FUNDED COST	CURRENT COST ESTIMATE	FACILITY MODIFICATION PROGRAM BUDGET SHARE OF CURRENT COST ESTIMATE	NOTES	TOTAL COST INCREASE	FACILITY MODIFICATION PROGRAM COST INCREASE	JOB STATUS	FACILITY MODIFICATION PROGRAM BUDGET % OF COST
11	FM-0019458	Santa Clara	Hall of Justice	43-A2	2	Roof - Replace 16,300 sq. ft. of deteriorated roof, coping metal (600 ln. ft.), eight (8) roof drain rings and deteriorated overflow drains. The roof is over 40 years old showing signs of damaged insulation, cracking, ponding and roof leaks are evident in the building. ACM abatement.	\$ 705,732	\$ 705,732	\$ 998,734	\$ 998,734	Additional costs because bid for project was higher than anticipated.	\$ 293,002	\$ 293,002	In Work	100.00
12	FM-0053003	Los Angeles	Alhambra Cour	19-11	2	Roof - Remove and replace existing roof with new SBS roof system - Remove and replace approximately 31,800sf of failing built up roof system. Work will include new building metal, vents and walk pads as needed.	\$ 699,821	\$ 601,846	\$ 922,129	\$ 793,031	Additional costs because bid for project was higher than anticipated.	\$ 222,308	\$ 191,185	In Work	86.00



JUDICIAL COUNCIL
OF CALIFORNIA

TRIAL COURT FACILITY MODIFICATION
ADVISORY COMMITTEE

DRAFT

Trial Court Facility Modification
Increases Over \$50K - FMs (List C)
06/01/2005 to 06/30/2018
Meeting Date 07/20/2018

	FM NUMBER	LOCATION	FACILITY NAME	BUILDING ID	PRIORITY	SHORT TITLE	TCFMAC FUNDED COST	FACILITY MODIFICATION PROGRAM BUDGET SHARE OF TCFMAC FUNDED COST	CURRENT COST ESTIMATE	FACILITY MODIFICATION PROGRAM BUDGET SHARE OF CURRENT COST ESTIMATE	NOTES	TOTAL COST INCREASE	FACILITY MODIFICATION PROGRAM COST INCREASE	JOB STATUS	FACILITY MODIFICATION PROGRAM BUDGET % OF COST
13	FM-0053004	Los Angeles	Van Nuys Cour	19-AX2	2	Roof - Remove and replace existing failing roof with new SBS roof system - Work to include replacing approximately 25,000sf of failing built up roof, two roof drains, re-coat the Heli-Stop and replace building metal as needed.	\$ 585,070	\$ 470,864	\$ 1,158,398	\$ 932,279	Additional costs because bid for project was higher than anticipated.	\$ 573,328	\$ 461,414	In Work	80.48
14	FM-0035096	Orange	North Justice C	30-C1	2	HVAC - Phase 1/AHU 2 - Remove and replace failing air handler unit #2 and improve airflow on the 4th floor. AHU 2 currently has a failing split shaft fan, beyond its useful life/original to the building, inefficient, and undersized to meet the needs of the 4th floor. Work to include conversion to dual duct VAV unit, installation of fan array, addition of thermostats, and	\$ 1,203,000	\$ 1,086,429	\$ 3,000,000	\$ 2,709,300	Additional costs are due to need to replace rather than repair equipment and for unanticipated ACM remediation.	\$ 1,797,000	\$ 1,622,871	In Work	90.31



JUDICIAL COUNCIL
OF CALIFORNIA

TRIAL COURT FACILITY MODIFICATION
ADVISORY COMMITTEE

DRAFT

Trial Court Facility Modification
Increases Over \$50K - FMs (List C)
06/01/2005 to 06/30/2018
Meeting Date 07/20/2018

	FM NUMBER	LOCATION	FACILITY NAME	BUILDING ID	PRIORITY	SHORT TITLE	TCFMAC FUNDED COST	FACILITY MODIFICATION PROGRAM BUDGET SHARE OF TCFMAC FUNDED COST	CURRENT COST ESTIMATE	FACILITY MODIFICATION PROGRAM BUDGET SHARE OF CURRENT COST ESTIMATE	NOTES	TOTAL COST INCREASE	FACILITY MODIFICATION PROGRAM COST INCREASE	JOB STATUS	FACILITY MODIFICATION PROGRAM BUDGET % OF COST
15	FM-0059569	Los Angeles	Metropolitan C	19-T1	3	Water Conservation - Water efficiency project, plumbing/fixture replacement. This project targets the Judicial Council's top 25 water users both in terms of consumption and cost	\$ 90,000	\$ 85,086	\$ 247,124	\$ 233,631	This cost increase is to add additional scope to complete this project. Consultant only audited only 5 floors out of the 11 floors at this facility. Need additional 155 fixtures (140 toilets, 15 urinals) to complete the work.	\$ 157,124	\$ 148,545	In Work	94.54
							\$ 6,893,287	\$ 6,495,577	\$ 11,987,876	\$ 11,188,841		\$ 5,094,589	\$ 4,693,264		



JUDICIAL COUNCIL
OF CALIFORNIA

TRIAL COURT FACILITY MODIFICATION
ADVISORY COMMITTEE

Meeting Date: 07/20/2018

Action Item 5 – (Action Required) - List D – Facility Modifications Over \$100K

Summary:

Review recommended facility modifications over \$100K from List D and P3 projects.

Total Project Count:	9
Total Potential FM Budget Share of Cost:	\$3,348,582

Supporting Documentation:

- List D – Facility Modifications Over \$100K Report

Action Requested:

Staff recommends approving 10 projects for a total cost to the Facility Modification Program budget of \$3,358,984.

Priority 2—Necessary, but Not Yet Critical. Condition requires correction to preclude deterioration, potential loss of function or service, or associated damage or higher costs if correction is further deferred.

Priority 3—Needed. Condition to be addressed will reduce long-term maintenance or repair costs or will improve the functionality, usability, and accessibility of a court. The condition is not hindering the most basic functions of a facility, but its correction will support improved court operations.



JUDICIAL COUNCIL
OF CALIFORNIA

TRIAL COURT FACILITY MODIFICATION
ADVISORY COMMITTEE

DRAFT

Trial Court Facility Modification
FMs Greater Than \$100K (List D)
6/1/2005 to 06/30/2018
Meeting Date 07/20/2018

	FM NUMBER	LOCATION	FACILITY NAME	BUILDING ID	PRIORITY	SHORT TITLE	PRELIMINARY ESTIMATE	FACILITY MODIFICATION PROGRAM BUDGET SHARE OF PRELIMINARY ESTIMATE	CUMULATIVE TOTAL OF FACILITY MODIFICATION PROGRAM SHARE OF PRELIMINARY ESTIMATE	TOTAL SCORE RANK	FACILITY MODIFICATION PROGRAM % OF COST
1	FM-0049742	Kern	Bakersfield Justice Bldg.	15-B1	2	COUNTY MANAGED - Fire Protection - The fire alarm system is antiquated and replacement parts are no longer available to keep the fire alarm system functional the system has to be replaced.	\$ 298,746	\$ 298,746	\$ 298,746	30	100.00
1	FM-0062262	Kern	Bakersfield Justice Bldg.	15-B1	2	COUNTY MANAGED- Roof- Replacement of the roof system on the building showing signs of wear due to age and excessive water leaks. Work is necessary to eliminate water leaks throughout the building.	\$140,158	\$ 140,158	\$ 438,904	40	100.00
2	FM-0054329	Kern	Bakersfield Superior Court	15-A1	2	COUNTY MANAGED: HVAC - Upgrade current HVAC - Central plant is more than 50years old, loss of HVAC would significantly impact multiple facilities. The project encompasses replacing water pumps, condenser water pumps, electrical transfer switches, automatic controls system,	\$ 552,796	\$ 552,796	\$ 991,700	40	100.00
3	FM-0061847	San Diego	North County Regional Center	37-F1	2	COUNTY MANAGED-ELECTRICAL-County project MM18509-Existing main electrical gear at the Central Plant is at the end of its expected service life and the main breakers and branch circuit breakers are worn out. Threat of overcurrent or arc flash fires is becoming highly possible and new equipment is required to avoid this risk. Existing lighting at and around central plant inadequate and inefficient. Some of this equipment is no longer supported by local suppliers.	\$ 116,900	\$ 116,900	\$ 1,108,600	40	100.00
4	FM-0052841	Kern	Bakersfield Superior Court	15-A1	2	COUNTY MANAGED - Electrical - P2/PHASE 2 of P1 Electrical Work - electrical distribution system for the courts building are beyond reasonable life expectancy - replace 50yr old cabling/conductors/breakers/disconnects. The existing electrical panel has been in service for fifty years and parts cannot be replaced in their original location, this is a 12000 volt system.	\$ 584,607	\$ 584,607	\$ 1,693,208	45	100.00
5	FM-0058877	Ventura	Hall of Justice	56-A1	2	County Managed - HVAC - Automation Upgrade, scope include the replacement of the controllers and panels, installation of new temperature, pressure, flow and sensors, new IP transducers for control of existing actuators, chilled and hot water control valves, new programming, trending, graphics, and alarming to integrate the new DDC controls and points into existing Andover BAS system, new Continuum Cyberstation license for Operator's workstation within the Hall of Justice for monitoring and adjusting of the live BAS.	\$ 335,328	\$ 335,328	\$ 2,028,536	55	100.00
6	FM-0059460	Los Angeles	Edmund D. Edelman Children's Court	19-Q1	2	Interior finishes - Remove and replace 14,457 SF of flooring and 2,571 LF of cove base in public areas on all 5 floors. Install a moisture barrier on 14,457 SF. The floor tiles are lifting and coming loose, causing a trip hazard because the adhesive under the tiles are failing. The county transferred this building to the Judicial Council. The court has reported (2) trip and fall incidents to the Judicial Council.	\$ 429,868	\$ 300,865	\$ 2,329,400	55	69.99
7	FM-0062263	Kern	Bakersfield Justice Bldg.	15-B1	2	COUNTY MANAGED FM- Plumbing- Tie-in of an independent water meter for the water main that supplies the building domestic and mechanical water. Work is necessary to improve proper distribution and redundancy of domestic and mechanical water throughout the building.	\$162,576	\$ 162,576	\$ 2,491,976	60	100.00



JUDICIAL COUNCIL
OF CALIFORNIA

TRIAL COURT FACILITY MODIFICATION
ADVISORY COMMITTEE

DRAFT

Trial Court Facility Modification
FMs Greater Than \$100K (List D)
6/1/2005 to 06/30/2018
Meeting Date 07/20/2018

	FM NUMBER	LOCATION	FACILITY NAME	BUILDING ID	PRIORITY	SHORT TITLE	PRELIMINARY ESTIMATE	FACILITY MODIFICATION PROGRAM BUDGET SHARE OF PRELIMINARY ESTIMATE	CUMULATIVE TOTAL OF FACILITY MODIFICATION PROGRAM SHARE OF PRELIMINARY ESTIMATE	TOTAL SCORE RANK	FACILITY MODIFICATION PROGRAM % OF COST
8	FM-0061688	Los Angeles	West Covina Courthouse	19-X1	2	County Managed -HVAC - Remove and replace 35 failing roof exhaust fans. The fans have been found to be inoperable at this time and beyond repair. Building Code violation 1203.4.2.1 can apply to this matter which requires all bathrooms to have ventilation of air. LAISD will disconnect electrical connection to each exhaust fan. Remove old exhaust fan housing from each curb. Install new housing and secure to roof curb. Test each fan for proper function. Remove all debris from worksite at the close of the project.	\$ 115,301	\$ 115,301	\$ 2,607,277	70	100.00
9	FM-0059741	Orange	Betty Lou Lamoreaux Justice Center	30-B1	2	HVAC - Cooling Tower EC2 - Replace existing evaporative condenser EC2 with two (2) new energy efficient BAC CXVB Evaporative Condensers. Catastrophic failure could occur do to the poor condition of the fan, basin, or through a coil collapse resulting in loss of cooling to the building and poss. damage to the chillers. The existing evap. condenser EC2 is restricting the energy efficient operation of the new Multistack chillers and has deteriorated considerably, due to rust and holes in the galvanized housing, that is unrepairable. Replacement with new energy efficient evaporative condensers will allow the system to operate efficiently and with redundancy to avoid loss of cooling to the building in the event of failure.	\$ 927,210	\$ 741,304	\$ 3,348,582	70	79.95
10	FM-0059667	Madera	New Madera Courthouse Parking Garage	20-F2	3	Plumbing - Core through west parking structure wall into the sally port parking to tie into exciting water supply, run 1" copper lines to each floor and install new hose bids, all piping ran from basement to the 4th floor will be running through an exciting pre drilled hole - There are currently no water connection inside the parking structure.	\$ 10,402	\$ 10,402	\$ 3,358,984	70	100.00
11	FM-0060095	Los Angeles	Inglewood Courthouse	19-F1	3	Elevators, Escalators, & Hoists - Replace door rollers, operators, accords, and door locks on Public Elevators (1-4) & Judges/Custody Elevators (5&6). The outer doors will not completely close & the inner doors slam together. Door issues are causing elevators to stop short or over the floor height, creating safety/trip hazard for passengers.	\$ 180,640	\$ 134,685	\$ 3,493,669	40	74.56
12	FM-0057494	Los Angeles	Michael D. Antonovich Antelope Valley Courthouse	19-AZ1	3	HVAC - Install a new variable frequency drive for each fan (2) total. Restore any communication issues and ensure the cooling towers can be controlled by the BAS. Recommended measures were identified as a part of the RCx.	\$ 29,580	\$ 21,744	\$ 3,515,413	45	73.51
13	FM-0056863	Santa Cruz	Main Courthouse	44-A1	3	HVAC -Install Perimeter HVAC to include; AHU Unit, roof curb, concrete repairs, ductwork, VAV boxes diffuser and return grilles, new front end local PC, paint duct work, tie in local controllers to BAS, install VFDs. Install chilled water piping, and new reheating hot water piping to reheat VAV boxes. Includes, testing, design, drawings, and permits and booster pump if needed.-No direct HVAC in space, bleed over conditioning inadequate.	\$ 171,126	\$ 169,603	\$3,685,016	47	99.11



JUDICIAL COUNCIL
OF CALIFORNIA

TRIAL COURT FACILITY MODIFICATION
ADVISORY COMMITTEE

DRAFT

Trial Court Facility Modification
FMs Greater Than \$100K (List D)
6/1/2005 to 06/30/2018
Meeting Date 07/20/2018

	FM NUMBER	LOCATION	FACILITY NAME	BUILDING ID	PRIORITY	SHORT TITLE	PRELIMINARY ESTIMATE	FACILITY MODIFICATION PROGRAM BUDGET SHARE OF PRELIMINARY ESTIMATE	CUMULATIVE TOTAL OF FACILITY MODIFICATION PROGRAM SHARE OF PRELIMINARY ESTIMATE	TOTAL SCORE RANK	FACILITY MODIFICATION PROGRAM % OF COST
14	FM-0056761	Ventura	Hall of Justice	56-A1	3	Interior Finishes - Reupholster Audience Seating as needed in 28 Courtrooms - Reupholstery of approx. 1,205 audience seats from a total of 1,626 in this building. Damage includes torn fabric, exposed framework, etc.	\$ 204,425	\$ 204,425	\$3,889,441	50	100
15	FM-0051527	San Luis Obispo	Courthouse Annex	40-A1	3	Interior Finishes - Replace existing worn and defective seating with new auditorium style fixed seating - 16 standard seats and 2 ADA seats. Work is needed to maintain acceptable courtroom seating.	\$ 23,400	\$ 23,400	\$3,912,841	55	100
16	FM-0030967	Fresno	B.F. Sisk Courthouse	10-O1	3	Exterior Windows, replace, all windows are single pane and are original to the 1964 construction. Many are warped and ill fitting. Potential energy savings and rebates for this project.	\$ 1,678,106	\$ 1,678,106	\$5,590,947	56	100
17	FM-0059378	Fresno	B.F. Sisk Courthouse	10-O1	3	HVAC - Install three (3) pressure compensating, non-resettable natural gas meters, one for each of the three boilers. Each meter with 2" inlet, pressure and temp corrector, 2" inline gas filter, and cast iron body - To comply with AQMD registration requirements although no Notice of Violation has been received.	\$ 22,576	\$ 22,576	\$5,613,523	65	100
18	FM-0049203	Contra Costa	Wakefield Taylor Courthouse	07-A2	3	HVAC - BAS to HVAC - Expand BAS functionality to all HVAC equipment and points - Some critical equipment is not connected to BAS and existing BAS is not functioning properly creating temperature control issues throughout the building	\$ 202,175	\$ 202,175	\$5,815,698	66	100
19	FM-0049221	Contra Costa	George D. Carroll Courthouse	07-F1	3	HVAC - BAS to HVAC - Expand BAS functionality to all HVAC equipment and points - Some critical equipment is not connected to BAS creating temperature control issues throughout the building	\$ 253,211	\$ 189,883	\$6,005,581	66	74.99
20	FM-0035186	Orange	North Justice Center	30-C1	3	HVAC - Refrigerant Monitoring System - Install new refrigerant monitoring systems at two (2) chiller mechanical room locations to comply with current code. In the event of a refrigerant release, which displaces oxygen and could lead to suffocation, the system will alert personnel with strobe lights and sirens. Monitoring system will be tied into automation system. Assessment completed by Enovity under contract, January 2016.	\$ 56,100	\$ 50,664	\$6,056,245	70	90.31
21	FM-0052844	Ventura	Juvenile Courthouse	56-F1	3	Interior Finishes - COUNTY MANAGED -Replace All Interior Door Hardware Failing on 5 sets of Bldg Main Doors with Von Duprin Access and Controls- Low Quality/Failing - County Managed	\$ 74,668	\$ 74,668	\$6,130,913	70	100
22	FM-0058174	San Bernardino	Juvenile Dependency Courthouse	36-P1	3	Exterior Shell - Power Wash 21,259 Sq. Ft. exterior; repair cracked Stucco; Apply 1 coat Primer and 1 coat Elastomeric Paint 21,259 Sq. Ft. Apply Acrylic Flat Paint specified red & gray surfaces 15,489 Sq. Ft. This work to preserve exterior integrity of building.	\$ 77,790	\$ 35,371	\$6,166,284	70	45.47
23	FM-0059239	Los Angeles	Metropolitan Courthouse	19-T1	3	HVAC - Install a CO system that will allow the exhaust fans and supply fans to operate only when required. This will reduce equipment operation time. The parking exhaust fan and supply fan system is continuously operating 24/7 causing unnecessary wear and tear on the equipment.	\$ 168,907	\$ 159,685	\$6,325,969	70	94.54



JUDICIAL COUNCIL
OF CALIFORNIA

TRIAL COURT FACILITY MODIFICATION
ADVISORY COMMITTEE

DRAFT

Trial Court Facility Modification
FMs Greater Than \$100K (List D)
6/1/2005 to 06/30/2018
Meeting Date 07/20/2018

	FM NUMBER	LOCATION	FACILITY NAME	BUILDING ID	PRIORITY	SHORT TITLE	PRELIMINARY ESTIMATE	FACILITY MODIFICATION PROGRAM BUDGET SHARE OF PRELIMINARY ESTIMATE	CUMULATIVE TOTAL OF FACILITY MODIFICATION PROGRAM SHARE OF PRELIMINARY ESTIMATE	TOTAL SCORE RANK	FACILITY MODIFICATION PROGRAM % OF COST
24	FM-0051255	Santa Barbara	Figuroa Division	42-B1	3	Fire Protection - Install fire alarm devices throughout building (audible, pull stations and heat detectors) and wire to fire alarm panel. Building currently does not have these devices and court patrons would not be warned of potential fire, presenting a serious safety concern.	\$ 123,929	\$ 123,929	\$6,449,898	70	100
10	FM-0060302	Los Angeles	Pasadena Courthouse	19-J1	3	Plumbing - Replace two hundred sixty (260) angle stops, one hundred fifty (150) toilet screwdriver stops, one hundred (100) urinal screwdriver stops, five (5) 3" gate valves, one (1) 4" gate valve, and one (1) 3" ball valve. Existing stops are corroded and do not properly shut off water.	\$ 102,103	\$ 70,808	\$3,419,390	70	69.35
11	FM-0034097	San Bernardino	Barstow Courthouse	36-J1	3	Parking Lot - Saw cut and demo approximately 28,000 SF, 4 inch depth, of asphalt at lower level employee parking lot that is JCC managed and resurface with approximately 28,000 SF, 4 inch thick asphalt w/ 6 inch base, install 59 parking bumpers and re-stripe. Slurry seal new asphalt. Currently the asphalt in the parking lot has numerous cracks, pot holes, and uneven areas that pose a tripping hazard.	\$ 252,760	\$ 252,760	\$3,672,150	71	100
12	FM-0057545	Los Angeles	Downey Courthouse	19-AM1	3	Grounds and Parking Lot - Remove (4) sycamore trees and (4) pine trees and stumps. Replace all weep drains, install valley gutter along the north wall, replace expansion joint. The retaining wall running along the Sally Port Entry has shifted and moved.	\$ 158,774	\$ 132,894	\$3,805,044	75	83.70
13	FM-0058706	Los Angeles	Clara Shortridge Foltz Criminal Justice Center	19-L1	3	Electrical - Replace (775) 3' & 4' fluorescent tubes with T8 16w LED tubes and (102) ballasts with new electronic ballasts; install new Astronomical time clock control. Multiple existing fluorescent lights are burned out creating a safety / security hazard for the court.	\$ 73,987	\$ 50,896	\$3,855,939	75	68.79
14	FM-0059349	Los Angeles	Airport Courthouse	19-AU1	3	Interior Finish - Remove and Replace 2,000 Square Feet of Epoxy Flooring in the holding area in the basement. The floor epoxy has failed and broken pieces can be used as a weapon. In addition, it has caused a health and safety issue.	\$ 145,444	\$ 112,239	\$3,968,179	75	77.17
15	FM-0057578	Alameda	Fremont Hall of Justice	01-H1	3	Grounds and parking lot - Seal cracks, slurry seal -16,000 sq. ft. and re-stripe parking slots	\$ 20,306	\$ 20,306	\$3,988,485	77	100
16	FM-0056974	Humboldt	Humboldt County Courthouse (Eureka)	12-A1	3	Furniture and Equipment - Replace Jury Box seating in courtroom 1 & 4 (26 chairs). Current chairs are failing and replacement parts are no longer available.	\$ 66,300	\$ 66,300	\$4,054,785	78	100
17	FM-0060108	Los Angeles	Santa Monica Courthouse	19-AP1	3	Electrical - All existing restroom outlets are not GFCI Protected and do not comply with the code. The issue is posing a safety hazard on all customer and court personnel using the restroom. Removed all existing outlet inside the restroom and replace the same with Sixty (60) GFCI protected outlet.	\$ 8,388	\$ 6,584	\$4,061,368	80	78.49
18	FM-0045287	Glenn	Historic Courthouse	11-A1	3	HVAC - Two (2) Carrier Split Systems - Install two (2) Carrier or equivalent split systems to provide air to the Judge's Office and CEO's Office - SAFETY, ENERGY	\$ 25,070	\$ 25,070	\$4,086,438	81	100



JUDICIAL COUNCIL
OF CALIFORNIA

TRIAL COURT FACILITY MODIFICATION
ADVISORY COMMITTEE

DRAFT

Trial Court Facility Modification
FMs Greater Than \$100K (List D)
6/1/2005 to 06/30/2018
Meeting Date 07/20/2018

	FM NUMBER	LOCATION	FACILITY NAME	BUILDING ID	PRIORITY	SHORT TITLE	PRELIMINARY ESTIMATE	FACILITY MODIFICATION PROGRAM BUDGET SHARE OF PRELIMINARY ESTIMATE	CUMULATIVE TOTAL OF FACILITY MODIFICATION PROGRAM SHARE OF PRELIMINARY ESTIMATE	TOTAL SCORE RANK	FACILITY MODIFICATION PROGRAM % OF COST
19	FM-0040550	Orange	Central Justice Center	30-A1	3	Plumbing -Replace deteriorating pipe - A main water line to the building ruptured in May of 2007 causing significant damage, evaluate the line to determine if replacement is needed.	\$ 126,381	\$ 126,381	\$4,212,819	81	100
20	FM-0052775	San Francisco	Civic Center Courthouse	38-A1	3	Exterior Walls - Prepare and apply anti-graffiti coating to all exterior walls from grade to 10ft high (approx. 6700sqft) - janitorial efforts are having minimal results, time consuming and causing public hazard at sidewalks	\$ 63,493	\$ 63,493	\$4,276,312	83	100
21	FM-0035100	Orange	North Justice Center	30-C1	3	HVAC - BAS - Remove existing BAS system and replace with new system. The current system (software and hardware) is old and outdated with parts no longer manufactured and only supports a portion of the building.	\$ 1,775,430	\$ 1,603,391	\$5,879,703	85	90.31
22	FM-0052331	San Diego	Kearny Mesa Court	37-C1	3	Grounds and Parking Lot - Slurry coat and re-stripe approx. 132,940 sq. ft of the parking lot and paint 2,100 LF of the curbs as required. The striping faded to where directional arrows and lane markings are, making it difficult for people to see.	\$ 19,146	\$ 19,146	\$5,898,849	85	100
23	FM-0056760	San Diego	Juvenile Court	37-E1	3	Grounds and Parking Lot - Court employee parking lot is deteriorated and severely cracked. Several areas present safety/trip/liability hazards. Due to deterioration it is recommended to cold mill approximately 1,100 SF down to the sub grade (4" depth) in (2) areas to correct pavement failure. The remaining 14,400 SF will be cold milled down to 1 1/2" to provide a level base for the new surface course of asphalt; apply prime coat, waterproofing and tack coat to 14,400 SF. Finish pave 15,550 SF wi	\$ 72,267	\$ 72,267	\$5,971,116	85	100
24	FM-0059901	Los Angeles	Clara Shortridge Foltz Criminal Justice Center	19-L1	3	Electrical -Install forty-four (44) timers throughout all floors for lighting. Lights are currently on 24 hours a day every day. Turning the approximately 3,000 light fixtures off 5 hours each night and on weekends would save about \$9,000 per month.	\$ 99,915	\$ 68,732	\$6,039,848	85	68.79
25	FM-0052249	Solano	Solano Justice Building	48-B1	3	Interior Finishes - Provide accessible audience seating, jury box, and witness box in courtroom to include assigned jury deliberation room and restroom	\$ 412,109	\$ 412,109	\$6,451,957	85	100
26	FM-0046073	Fresno	B.F. Sisk Courthouse	10-O1	3	Grounds and Parking Lot - Labor to trim and shape (14) fourteen Ash Trees and remove green waste - Growth and length of branches pose a possible fall hazard over parking stalls and public sidewalk	\$ 12,302	\$ 12,302	\$6,464,259	86	100
27	FM-0057407	Los Angeles	Metropolitan Courthouse	19-T1	3	HVAC - Clean approximately 100 linear feet of ductwork to keep debris from flying out of vents. When adjusting thermostat, debris fell out of vent onto the Administrator's desk three day in a row.	\$ 3,830	\$ 3,830	\$6,468,089	86	100
28	FM-0052382	Butte	Butte County Courthouse	04-A1	3	Interior - Holding Cell - Construct (3) new holding cell. The single in-custody holding cell located in the older section of the courthouse is currently holding criminal cases and will be use for the expansion. The project goal is to accommodate larger number of simultaneous in-custody classifications and increase overall holding capacity.	\$ 294,739	\$ 294,739	\$6,762,828	90	100



JUDICIAL COUNCIL
OF CALIFORNIA

TRIAL COURT FACILITY MODIFICATION
ADVISORY COMMITTEE

DRAFT

Trial Court Facility Modification
FMs Greater Than \$100K (List D)
6/1/2005 to 06/30/2018
Meeting Date 07/20/2018

	FM NUMBER	LOCATION	FACILITY NAME	BUILDING ID	PRIORITY	SHORT TITLE	PRELIMINARY ESTIMATE	FACILITY MODIFICATION PROGRAM BUDGET SHARE OF PRELIMINARY ESTIMATE	CUMULATIVE TOTAL OF FACILITY MODIFICATION PROGRAM SHARE OF PRELIMINARY ESTIMATE	TOTAL SCORE RANK	FACILITY MODIFICATION PROGRAM % OF COST
29	FM-0055147	Los Angeles	Parking Structure Lot 94 Airport Courthouse	19-AU2	3	Exterior Shell - Restore stairways (15,00 sq. ft. of surface area). Stairways are badly rusted and need to be restored, rust starting to eat through metal frame causing damage to the metals integrity.	\$ 130,312	\$ 100,562	\$6,863,389	90	77.17
30	FM-0057042	San Mateo	Hall of Justice	41-A1	3	Plumbing - COUNTY MANAGED - **Water Conservation Project** - Replace all domestic water fixtures w/new water saving fixtures; Install sub meters (2) at Water Cooling Towers -	\$ 159,354	\$ 83,980	\$6,947,369	90	52.70
31	FM-0058786	Sutter	New Sutter County Courthouse	51-C1	3	Grounds and Parking Lot - Kill existing weeds. Scalp and grade existing soil. Landscape ground similar to surrounding landscape. Plant Fortnight Lily at 5" spacing by 10" in width. Additional planting to consist of ground cover juniper, manzanita, and rosemary. Shrubbery will consist of Razzleberry, spirea, dwarf bottle brush, and mock orange. Place boulders throughout. Install polyhose drip. Place 3/4" rock similar to existing.	\$ 58,000	\$ 58,000	\$7,005,369	90	100
32	FM-0058840	Modoc	Barclay Justice Center	25-A1	3	Plumbing - water fixtures in the facility are well beyond useful life; will improve use and ease of repair as well as reduce water usage. Replace all bathroom water fixtures with low flow versions of the same. This also includes automatic flushers and automatic faucets. 55 replacements ranging from wall hung lavatories, flushometers, faucets and etc.	\$ 11,976	\$ 11,976	\$7,017,345	90	100
33	FM-0057139	Los Angeles	Compton Courthouse	19-AG1	3	Interior Finishes - Grind and sand existing painted walls, benches, and ceiling of (54) cells, approximately 42,000 SF, repaint cell walls, benches, doors, ceiling and security screens. Holding cell paint has become heavily damaged from in custodies and is beginning to peel presenting a health and safety issue.	\$ 201,960	\$ 201,960	\$7,219,305	92	100
34	FM-0053551	Solano	Solano Justice Building	48-B1	3	Interior Finishes - EARTHQUAKE - Remediate all cracks and aesthetic damage created by earthquake throughout building in secured hallways, courtrooms 101-104, and jury courtyard scaffolding is required. Epoxy injection at concrete wall, 35 lin ft. and approx 650 sq ft of drywall and stucco repairs.	\$ 20,501	\$ 20,501	\$7,239,806	94	100
35	FM-0051707	Contra Costa	Richard E. Arnason Justice Center	07-E3	3	Exterior Finish - Install 400 SqFt of Dual Purpose Window Tinting to the windows in Security Screening Area - Glare from the sun coming through windows affects the view of the security monitors.	\$ 5,441	\$ 5,441	\$7,245,247	94	100
36	FM-0051776	Los Angeles	Clara Shortridge Foltz Criminal Justice Center	19-L1	3	Plumbing - Rebuild drinking fountains' water supply piping lines, filtration system and cooling (optional) system to put back drinking fountains in operational condition in all floors' public hallways.	\$ 97,199	\$ 66,863	\$7,312,110	95	68.79



JUDICIAL COUNCIL
OF CALIFORNIA

TRIAL COURT FACILITY MODIFICATION
ADVISORY COMMITTEE

DRAFT

Trial Court Facility Modification
FMs Greater Than \$100K (List D)
6/1/2005 to 06/30/2018
Meeting Date 07/20/2018

	FM NUMBER	LOCATION	FACILITY NAME	BUILDING ID	PRIORITY	SHORT TITLE	PRELIMINARY ESTIMATE	FACILITY MODIFICATION PROGRAM BUDGET SHARE OF PRELIMINARY ESTIMATE	CUMULATIVE TOTAL OF FACILITY MODIFICATION PROGRAM SHARE OF PRELIMINARY ESTIMATE	TOTAL SCORE RANK	FACILITY MODIFICATION PROGRAM % OF COST
37	FM-0052829	Kings	Avenal Court	16-C1	3	Exterior Shell - Remove, replace, or restore approximately 80 lf of 2 1/2" x 11" bottom ledger, 48 lf of 2" x 6" fascia and trim, and 96 lf of 1" x 12" fascia; remove small section of existing white gutter and install 25 lf gutter and 1 down spout to match as close to exterior brown color; caulk and patch trim areas as required to receive paint; paint all exterior brown color only - Existing wood fascia and trim is cracking, splitting, and deteriorating due to fungus and weather damage.	\$ 22,611	\$ 13,117	\$7,325,227	95	58.01
38	FM-0053393	Los Angeles	S. Bay Municipal Traffic Court Trailer	19-C4	3	Roof - Overlay existing roof with new PVC roof system approximately 4,00 sq. ft. Due to roof system currently being in poor to fair condition, remaining service life is less than 5 years. Overlay of existing roof system will bring the building to good condition.	\$ 79,407	\$ 67,607	\$7,392,834	95	85.14
39	FM-0054905	Los Angeles	Torrance Courthouse	19-C1	3	Grounds and Parking Lot - Replace asphalt, Slurry coat and restripe parking lot (285,000sq)	\$ 270,300	\$ 230,133	\$7,622,967	95	85.14
40	FM-0057273	Orange	Central Justice Center	30-A1	3	HVAC - Replace heating and/or cooling coil couplings, valves, controllers, and roughly 30 linear feet of piping per coil (1/1/4 3) on multiple AHUs, including ACM abatement where required. Multiple floods caused by failed couplings (see FMs 0052227, 0054736, & 0040469). Equipment is original to the facility and in very poor condition. Full assessment was performed by the Court and only those in the worst condition with a likelihood of failure are being submitted at this time.	\$ 220,228	\$ 200,782	\$7,823,749	95	91.17
41	FM-0058793	Los Angeles	Santa Monica Court Annex	19-AP3	3	Interior Finishes - Courtroom doors are worn and showing signs of deterioration. Restore 3 sets of courtroom doors finishes.	\$ 3,015	\$ 3,015	\$7,826,764	95	100
42	FM-0057708	Orange	Central Justice Center	30-A1	3	Elevators, Escalators, & Hoists - Furnish and install 11 new LCD monitors with keyboards, mouse, USB internet, Emulator Esprit 300TCE with power adaptor, new cables PA/RS with MRS adaptors and furnish new electrical wiring diagrams for each elevator showing changes. Monitors to replace old and obsolete CRT monitors and other components that make them function with the elevator controllers.	\$ 41,991	\$ 38,283	\$7,865,047	99	91.17
43	FM-0053444	Contra Costa	Bray Courts	07-A3	3	Interior Finishes - Earthquake Restoration of cracks and aesthetic damages to approx 7100 sq ft of the interior building	\$ 47,748	\$ 40,834	\$7,905,882	100	85.52
44	FM-0057706	Los Angeles	Airport Courthouse	19-AU1	3	Fire Protection - install 41 magnetic door holders, 7 Power supplies and relays, programming into the Fire Panel, suggested per LACFD Fire Marshal inspection on 10/15/15.	\$ 81,475	\$ 62,874	\$7,968,756	100	77.17
45	FM-0060276	San Diego	East County Regional Center	37-11	3	Interior Finishes - Install 95.94 sq. yds. of carpet tile and 120 LF of 4in cove base in the ground room old IT Room. Court requested to replace the old worn stained carpet squares on the raised floor tiles.	\$ 7,820	\$ 7,820	\$7,976,576	100	100
46	FM-0052939	Los Angeles	West Los Angeles Courthouse	19-AR1	3	Roof - Remove and replace 20,000 sq. ft. of existing main upper deck and two lower deck roofs with new PVC roof system / Due to roof currently being in poor to fair condition at best, recommended removal and replacement of existing main deck and lower decks will bring the entire system to good condition.	\$ 433,868	\$ 433,868	\$8,410,444	100	100



JUDICIAL COUNCIL OF CALIFORNIA

TRIAL COURT FACILITY MODIFICATION
ADVISORY COMMITTEE

Meeting Date: 07/20/2018

Action Item 6 – (Action Required) – Madera Project Decision/Parking Information

Summary:

Update on the parking maintenance throughout the state and the decision on the Madera parking garage hose bibs.

Supporting Documentation:

- Slides/Presentation

Action Requested:

Review and discuss the statewide parking maintenance and Madera parking garage maintenance and direct staff on the FM-0059667

Action Item 6

Madera Parking Garage Maintenance and Statewide Parking Maintenance

- Review and discuss the statewide parking maintenance and Madera Parking Garage Maintenance and direct staff on the FM-0059667

Action Item 6

List D – Facility Modifications Less than \$100K (Priority 3) Madera - Plumbing

FM #	County	Building	Building ID	TCFMAC Funded Cost	FM Budget Share	FM Budget %
FM-0059667	Madera	New Madera Courthouse Parking Garage	20-F2	\$10,402	\$10,402	100

Plumbing: Core through west parking structure wall into the sally port parking to tie into existing water supply, run 1" copper lines to each floor and install new hose bids, all piping ran from basement to the 4th floor will be running through an existing pre drilled hole – There is currently no water connection inside the parking structure.



JUDICIAL COUNCIL OF CALIFORNIA

TRIAL COURT FACILITY MODIFICATION
ADVISORY COMMITTEE

Meeting Date: 07/20/2018

Action Item 7 – Revised DMF-II List Based on \$50M FY 2018-19 Budget

Summary:

Update and discussion on the DMF-II list for projects.

Supporting Documentation:

Deferred List - II

Action Requested:

- Review and approve the roof and elevator projects and direct staff on the additional projects to be included in FY 2018-19 DMF-II list.
- Allocate \$5M of the funds for facilities assessment per Trailer Bill SB 847 language - Section 6.10.D.

SECTION 6.10.

(d) Upon approval from the Department of Finance, a recipient department may use up to 10 percent of the funds allocated to it pursuant to subdivision (b), but no more than \$5,000,000, for the purpose of conducting assessments of departmental infrastructure. Assessments shall either be conducted by the Department of General Services or adhere to guidelines published by the Department of General Services.



JUDICIAL COUNCIL
OF CALIFORNIA

TRIAL COURT FACILITY MODIFICATION
ADVISORY COMMITTEE

Trial Court Facility Modification
Deferred Maintenance Funding - II
Meeting Date 07/20/2018

#	County	Facility Location	Project System Targeted for Renewal	Project Cost	Judicial Council Share	County Share
1	Santa Barbara	Santa Maria Courts Bldgs C + D	B30 Roofing	\$ 2,015,421	\$ 1,102,435	\$ 912,986
2	San Diego	East County Regional Center	B30 Roofing	\$ 3,855,749	\$ 2,610,727	\$ 1,245,021
3	Ventura	East County Courthouse	B30 Roofing	\$ 1,930,805	\$ 1,192,272	\$ 738,533
4	Santa Barbara	Santa Maria Courts Bldgs C + D	D1010-Elevators and Lifts	\$ 290,093	\$ 158,681	\$ 131,412
5	Solano	Hall of Justice	D1010-Elevators and Lifts	\$ 443,553	\$ 322,995	\$ 120,558
6	Alameda	Hayward Hall of Justice	D1010-Elevators and Lifts	\$ 2,814,355	\$ 2,814,355	\$ -
7	Alameda	Fremont Hall of Justice	D1010-Elevators and Lifts	\$ 947,163	\$ 752,047	\$ 195,115
8	Contra Costa	Wakefield Taylor Courthouse	D1010-Elevators and Lifts	\$ 1,118,468	\$ 1,118,468	\$ -
9	Contra Costa	Walnut Creek Courthouse	D1010-Elevators and Lifts	\$ 524,983	\$ 524,983	\$ -
10	Contra Costa	George D. Carroll Courthouse	D1010-Elevators and Lifts	\$ 338,998	\$ 261,706	\$ 77,291
11	San Bernardino	Barstow Courthouse	D1010-Elevators and Lifts	\$ 181,343	\$ 141,320	\$ 40,022
12	Los Angeles	Bellflower Courthouse	D1010-Elevators and Lifts	\$ 50,000	\$ 38,970	\$ 11,030
13	Los Angeles	Downey Courthouse	D1010-Elevators and Lifts	\$ 140,000	\$ 117,180	\$ 22,820
14	Los Angeles	Beverly Hills Courthouse	D1010-Elevators and Lifts	\$ 2,688,288	\$ 2,137,727	\$ 550,561
15	Los Angeles	Van Nuys Courthouse West	D1010-Elevators and Lifts	\$ 205,000	\$ 205,000	\$ -
16	Los Angeles	Torrance Courthouse	D1010-Elevators and Lifts	\$ 2,953,248	\$ 2,514,395	\$ 438,853
17	Los Angeles	Burbank Courthouse	D1010-Elevators and Lifts	\$ 679,558	\$ 616,767	\$ 62,791
18	Los Angeles	El Monte Courthouse	D1010-Elevators and Lifts	\$ 2,060,363	\$ 1,197,483	\$ 862,880
19	Los Angeles	Edmund D. Edelman Children's Court	D1010-Elevators and Lifts	\$ 3,368,223	\$ 2,357,419	\$ 1,010,804
20	Orange	North Justice Center	D1010-Elevators and Lifts	\$ 1,278,203	\$ 1,154,345	\$ 123,858
21	San Diego	Juvenile Court	D1010-Elevators and Lifts	\$ 276,651	\$ 206,437	\$ 70,214
22	San Diego	North County Regional Center - North	D1010-Elevators and Lifts	\$ 254,838	\$ 254,838	\$ -
23	San Mateo	Northern Branch Courthouse	D1010-Elevators and Lifts	\$ 291,998	\$ 242,971	\$ 49,026
24	Santa Clara	Santa Clara Courthouse	B30 Roofing	\$ 196,000	\$ 196,000	\$ -
25	Los Angeles	Santa Clarita Courthouse	B30 Roofing	\$ 556,857	\$ 556,857	\$ -
26	San Diego	Kearny Mesa Court	B30 Roofing	\$ 442,000	\$ 442,000	\$ -
27	Orange	Central Justice Center	B30 Roofing	\$ 234,000	\$ 213,338	\$ 20,662
28	Los Angeles	Burbank Courthouse	D3020-Heat Generating Systems	\$ 61,200	\$ 55,545	\$ 5,655
29	Fresno	Fresno County Courthouse	D3021 Boilers	\$ 459,000	\$ 440,227	\$ 18,773
30	Imperial	Imperial County Courthouse	D3030 Cooling Generating Systems	\$ 240,000	\$ 240,000	\$ -



JUDICIAL COUNCIL
OF CALIFORNIA

TRIAL COURT FACILITY MODIFICATION
ADVISORY COMMITTEE

Trial Court Facility Modification
Deferred Maintenance Funding - II
Meeting Date 07/20/2018

#	County	Facility Location	Project System Targeted for Renewal	Project Cost	Judicial Council Share	County Share
31	Alameda	George E. McDonald Hall of Justice	D3030 Cooling Generating Systems	\$ 351,000	\$ 351,000	\$ -
32	Los Angeles	Burbank Courthouse	D3030 Cooling Generating Systems	\$ 120,000	\$ 108,912	\$ 11,088
33	Riverside	Larson Justice Center	D3030 Cooling Generating Systems	\$ 64,000	\$ 62,330	\$ 1,670
34	Los Angeles	Santa Monica Courthouse	D3030 Cooling Generating Systems	\$ 82,000	\$ 64,362	\$ 17,638
35	Alameda	Fremont Hall of Justice	D3030 Cooling Generating Systems	\$ 118,000	\$ 93,692	\$ 24,308
36	Los Angeles	Downey Courthouse	D3030 Cooling Generating Systems	\$ 156,000	\$ 130,572	\$ 25,428
37	Orange	North Justice Center	D3030 Cooling Generating Systems	\$ 282,000	\$ 254,674	\$ 27,326
38	Los Angeles	Glendale Courthouse	D3030 Cooling Generating Systems	\$ 398,000	\$ 360,349	\$ 37,651
39	Los Angeles	Torrance Courthouse	D3030 Cooling Generating Systems	\$ 405,000	\$ 344,817	\$ 60,183
40	Los Angeles	Bellflower Courthouse	D3030 Cooling Generating Systems	\$ 199,000	\$ 155,101	\$ 43,899
41	Los Angeles	Airport Courthouse	D3030 Cooling Generating Systems	\$ 217,000	\$ 167,459	\$ 49,541
42	Los Angeles	Alhambra Courthouse	D3030 Cooling Generating Systems	\$ 377,000	\$ 324,220	\$ 52,780
43	Los Angeles	Van Nuys Courthouse East	D3030 Cooling Generating Systems	\$ 610,000	\$ 547,414	\$ 62,586
44	San Mateo	Northern Branch Courthouse	D3030 Cooling Generating Systems	\$ 423,000	\$ 351,978	\$ 71,022
45	Los Angeles	Inglewood Courthouse	D3030 Cooling Generating Systems	\$ 330,000	\$ 246,048	\$ 83,952
46	Orange	West Justice Center	D3030 Cooling Generating Systems	\$ 962,000	\$ 872,342	\$ 89,658
47	Los Angeles	Chatsworth Courthouse	D3030 Cooling Generating Systems	\$ 798,000	\$ 668,724	\$ 129,276
48	Los Angeles	Pasadena Courthouse	D3030 Cooling Generating Systems	\$ 444,000	\$ 307,914	\$ 136,086
49	San Bernardino	Barstow Courthouse	D3030 Cooling Generating Systems	\$ 694,000	\$ 540,834	\$ 153,166
50	Los Angeles	Van Nuys Courthouse West	D3030 Cooling Generating Systems	\$ 1,059,000	\$ 852,283	\$ 206,717
51	Los Angeles	El Monte Courthouse	D3030 Cooling Generating Systems	\$ 575,000	\$ 334,190	\$ 240,810
52	Los Angeles	Edmund D. Edelman Children's Court	D3030 Cooling Generating Systems	\$ 807,000	\$ 564,819	\$ 242,181
53	Orange	Central Justice Center	D3030 Cooling Generating Systems	\$ 3,105,000	\$ 2,830,829	\$ 274,172
54	Los Angeles	San Fernando Courthouse	D3030 Cooling Generating Systems	\$ 1,837,000	\$ 1,532,242	\$ 304,758
55	Orange	Betty Lou Lamoreaux Justice Center	D3030 Cooling Generating Systems	\$ 3,982,000	\$ 3,183,609	\$ 798,391
56	Los Angeles	Compton Courthouse	D3060 Controls & Instrumentation	\$ 1,945,000	\$ 1,286,229	\$ 658,772
57	Los Angeles	San Fernando Courthouse	D3060 Controls & Instrumentation	\$ 1,116,000	\$ 930,856	\$ 185,144
58	Los Angeles	Norwalk Courthouse	D3060 Controls & Instrumentation	\$ 2,254,000	\$ 1,917,027	\$ 336,973
59	Los Angeles	Bellflower Courthouse	D3060 Controls & Instrumentation	\$ 150,000	\$ 116,910	\$ 33,090
60	Los Angeles	Airport Courthouse	D3060 Controls & Instrumentation	\$ 472,000	\$ 364,242	\$ 107,758



JUDICIAL COUNCIL
OF CALIFORNIA

TRIAL COURT FACILITY MODIFICATION
ADVISORY COMMITTEE

Trial Court Facility Modification
Deferred Maintenance Funding - II
Meeting Date 07/20/2018

#	County	Facility Location	Project System Targeted for Renewal	Project Cost	Judicial Council Share	County Share
61	Los Angeles	Van Nuys Courthouse East	D3060 Controls & Instrumentation	\$ 1,432,000	\$ 1,285,077	\$ 146,923
62	Los Angeles	Van Nuys Courthouse West	D3060 Controls & Instrumentation	\$ 2,060,000	\$ 1,657,888	\$ 402,112
63	Los Angeles	Glendale Courthouse	D3060 Controls & Instrumentation	\$ 399,000	\$ 361,255	\$ 37,745
64	Los Angeles	Alhambra Courthouse	D3060 Controls & Instrumentation	\$ 990,000	\$ 851,400	\$ 138,600
65	Los Angeles	Pasadena Courthouse	D3060 Controls & Instrumentation	\$ 1,347,000	\$ 934,145	\$ 412,856
66	Los Angeles	Metropolitan Courthouse	D3060 Controls & Instrumentation	\$ 1,624,000	\$ 1,535,005	\$ 88,995
67	Los Angeles	Pomona Courthouse South	D3060 Controls & Instrumentation	\$ 1,372,000	\$ 1,250,441	\$ 121,559
68	Orange	Civil Complex Center ("CXC")	D3060 Controls & Instrumentation	\$ 77,000	\$ 77,000	\$ -
69	Alameda	George E. McDonald Hall of Justice	D3060 Controls & Instrumentation	\$ 124,000	\$ 124,000	\$ -
70	Napa	Criminal Court Building	D3060 Controls & Instrumentation	\$ 181,000	\$ 181,000	\$ -
71	San Diego	North County Regional Center - North	D3060 Controls & Instrumentation	\$ 750,000	\$ 750,000	\$ -
72	Los Angeles	Inglewood Juvenile Court	D3060 Controls & Instrumentation	\$ 129,000	\$ 104,206	\$ 24,794
73	San Bernardino	Barstow Courthouse	D3060 Controls & Instrumentation	\$ 120,000	\$ 93,516	\$ 26,484
74	Orange	West Justice Center	D3060 Controls & Instrumentation	\$ 722,000	\$ 654,710	\$ 67,290
75	Riverside	Riverside Juvenile Court	D3060 Controls & Instrumentation	\$ 177,000	\$ 87,332	\$ 89,668
76	Orange	North Justice Center	D3060 Controls & Instrumentation	\$ 972,000	\$ 877,813	\$ 94,187
77	Riverside	Larson Justice Center	D3060 Controls & Instrumentation	\$ 909,000	\$ 885,275	\$ 23,725
78	Alameda	Hayward Hall of Justice	D3060 Controls & Instrumentation	\$ 1,608,000	\$ 1,419,864	\$ 188,136
79	Kern	Bakersfield Juvenile Center	D3060 Controls & Instrumentation	\$ 594,000	\$ 396,554	\$ 197,446
80	Los Angeles	East Los Angeles Courthouse	D3060 Controls & Instrumentation	\$ 1,124,000	\$ 873,573	\$ 250,427
81	Alameda	Fremont Hall of Justice	D3060 Controls & Instrumentation	\$ 1,571,000	\$ 1,247,374	\$ 323,626
82	San Diego	East County Regional Center	D3060 Controls & Instrumentation	\$ 1,494,000	\$ 1,011,587	\$ 482,413
83	Kern	Taft Courts Bldg.	D5010 Electrical Service & Distribution	\$ 102,000	\$ 102,000	\$ -
84	Contra Costa	Danville District Courthouse	D5010 Electrical Service & Distribution	\$ 144,000	\$ 144,000	\$ -
85	Merced	Old Court	D5010 Electrical Service & Distribution	\$ 239,000	\$ 239,000	\$ -
86	Santa Clara	Santa Clara Courthouse	D5010 Electrical Service & Distribution	\$ 239,000	\$ 239,000	\$ -
87	Fresno	B.F. Sisk Federal Courthouse	D5010 Electrical Service & Distribution	\$ 326,000	\$ 326,000	\$ -
88	Orange	Civil Complex Center ("CXC")	D5010 Electrical Service & Distribution	\$ 341,000	\$ 341,000	\$ -
89	Imperial	Imperial County Courthouse	D5010 Electrical Service & Distribution	\$ 665,000	\$ 665,000	\$ -



**JUDICIAL COUNCIL
OF CALIFORNIA**

TRIAL COURT FACILITY MODIFICATION
ADVISORY COMMITTEE

Trial Court Facility Modification
Deferred Maintenance Funding - II
Meeting Date 07/20/2018

#	County	Facility Location	Project System Targeted for Renewal	Project Cost	Judicial Council Share	County Share
90	Contra Costa	Wakefield Taylor Courthouse	D5010 Electrical Service & Distribution	\$ 820,000	\$ 820,000	\$ -
91	Santa Clara	Hall of Justice (West)	D5010 Electrical Service & Distribution	\$ 1,578,000	\$ 1,578,000	\$ -
92	Santa Clara	Downtown Superior Court	D5010 Electrical Service & Distribution	\$ 1,705,000	\$ 1,705,000	\$ -
93	San Diego	North County Regional Center - North	D5010 Electrical Service & Distribution	\$ 3,015,998	\$ 3,015,998	\$ -
94	Los Angeles	Burbank Courthouse	D5010 Electrical Service & Distribution	\$ 117,000	\$ 106,189	\$ 10,811
95	Kern	Shafter/Wasco Courts Bldg.	D5010 Electrical Service & Distribution	\$ 216,000	\$ 194,292	\$ 21,708
96	Kern	Delano/North Kern Court	D5010 Electrical Service & Distribution	\$ 189,000	\$ 152,410	\$ 36,590
97	San Bernardino	Barstow Courthouse	D5010 Electrical Service & Distribution	\$ 226,000	\$ 176,122	\$ 49,878
98	Orange	West Justice Center	D5010 Electrical Service & Distribution	\$ 641,000	\$ 581,259	\$ 59,741
99	San Bernardino	Fontana Courthouse	D5010 Electrical Service & Distribution	\$ 340,000	\$ 282,642	\$ 57,358
100	Los Angeles	San Fernando Courthouse	D5010 Electrical Service & Distribution	\$ 493,000	\$ 411,211	\$ 81,789
101	Los Angeles	Torrance Courthouse	D5010 Electrical Service & Distribution	\$ 992,000	\$ 844,589	\$ 147,411
102	Orange	North Justice Center	D5010 Electrical Service & Distribution	\$ 1,128,000	\$ 1,018,697	\$ 109,303
103	Alameda	Fremont Hall of Justice	D5010 Electrical Service & Distribution	\$ 543,000	\$ 431,142	\$ 111,858
104	Los Angeles	Van Nuys Courthouse East	D5010 Electrical Service & Distribution	\$ 1,095,000	\$ 982,653	\$ 112,347
105	Los Angeles	Metropolitan Courthouse	D5010 Electrical Service & Distribution	\$ 2,123,000	\$ 2,007,084	\$ 115,916
106	Fresno	Fresno County Courthouse	D5010 Electrical Service & Distribution	\$ 2,848,000	\$ 2,731,517	\$ 116,483
107	Kern	Arvin/ Lamont Branch	D5010 Electrical Service & Distribution	\$ 330,000	\$ 201,003	\$ 128,997
108	Los Angeles	Pomona Courthouse South	D5010 Electrical Service & Distribution	\$ 1,484,000	\$ 1,352,518	\$ 131,482
109	San Diego	Juvenile Court	D5010 Electrical Service & Distribution	\$ 594,000	\$ 66,112	\$ 527,888
110	Contra Costa	George D. Carroll Courthouse	D5010 Electrical Service & Distribution	\$ 615,000	\$ 474,780	\$ 140,220
111	Alameda	Hayward Hall of Justice	D5010 Electrical Service & Distribution	\$ 1,352,000	\$ 1,193,816	\$ 158,184
112	Orange	Central Justice Center	D5010 Electrical Service & Distribution	\$ 1,869,000	\$ 1,703,967	\$ 165,033
113	Los Angeles	Alhambra Courthouse	D5010 Electrical Service & Distribution	\$ 1,225,000	\$ 1,053,500	\$ 171,500
114	Kern	Bakersfield Juvenile Center	D5010 Electrical Service & Distribution	\$ 642,000	\$ 428,599	\$ 213,401
115	Los Angeles	Norwalk Courthouse	D5010 Electrical Service & Distribution	\$ 1,560,000	\$ 1,326,468	\$ 233,532
116	Los Angeles	East Los Angeles Courthouse	D5010 Electrical Service & Distribution	\$ 1,097,000	\$ 852,588	\$ 244,412
117	Riverside	Riverside Juvenile Court	D5010 Electrical Service & Distribution	\$ 488,000	\$ 240,779	\$ 247,221
118	Alameda	Wiley W. Manuel Courthouse	D5010 Electrical Service & Distribution	\$ 1,646,000	\$ 1,379,348	\$ 266,652



JUDICIAL COUNCIL
OF CALIFORNIA

TRIAL COURT FACILITY MODIFICATION
ADVISORY COMMITTEE

Trial Court Facility Modification
Deferred Maintenance Funding - II
Meeting Date 07/20/2018

#	County	Facility Location	Project System Targeted for Renewal	Project Cost	Judicial Council Share	County Share
119	Los Angeles	Van Nuys Courthouse West	D5010 Electrical Service & Distribution	\$ 1,833,000	\$ 1,475,198	\$ 357,802
120	Los Angeles	El Monte Courthouse	D5010 Electrical Service & Distribution	\$ 1,226,000	\$ 712,551	\$ 513,449
121	Los Angeles	Pasadena Courthouse	D5010 Electrical Service & Distribution	\$ 2,522,000	\$ 1,749,007	\$ 772,993
122	San Francisco	Hall of Justice	D5010 Electrical Service & Distribution	\$ 750,000	\$ 750,000	\$ -
123	San Diego	East County Regional Center	D5010 Electrical Service & Distribution	\$ 2,338,000	\$ 1,583,060	\$ 754,940
124	Los Angeles	Compton Courthouse	D5010 Electrical Service & Distribution	\$ 2,918,000	\$ 1,929,673	\$ 988,327
125	Los Angeles	Clara Shortridge Foltz Criminal Justice	D5010 Electrical Service & Distribution	\$ 2,500,000	\$ 1,719,750	\$ 780,250
				\$ 122,119,349	\$ 100,000,000	\$ 22,119,350

Action Item 7
DMF-II List Based on \$50M
FY 2018-19 Budget

- Review and approve the roof and elevator projects and direct staff on the additional projects to be included in FY 2018-19 DMF-II list.
- Allocate \$5M of the funds for facilities assessment per Trailer Bill SB 847 language – Section 6.10.D.

17

Action Item 7
DMF-II List Based on \$50M
FY 2018-19 Budget

- (d) Upon approval from the Department of Finance, a recipient department may use up to 10 percent of the funds allocated to it pursuant to subdivision (b), but no more than \$5,000,000, for the purpose of conducting assessments of departmental infrastructure. Assessments shall either be conducted by the Department of General Services or adhere to guidelines published by the Department of General Services..

18

Action Item 7 DMF-II List Based on \$50M FY 2018-19 Budget

- 125 projects originally proposed for \$100M
- _____ projects for \$45M
- Facilities assessment for \$5M

19

Action Item 7 DMF-II List (Project Type)

Type of Project	# of Projects	Project Cost	Judicial Council Share
B30 Roofing	7	\$9,230,832	\$6,313,630
B3060 Controls & Instrumentation	27	\$25,713,000	\$21,274,278
D5010 Electrical Service & Distribution	43	\$47,114,998	\$39,287,523
D3030 Cooling Generating Systems	26	\$18,635,000	\$15,490,713
D3020 Heat Generating Systems	1	\$61,200	\$55,545
D3021 Boilers	1	\$459,000	\$440,227
D1010 Elevators and Lifts	20	\$20,905,320	\$17,138,084
Total	125	\$122,119,349	\$100,000,000

20

Action Item 7 DMF-II List (Location Based)

Project Location	# of Projects	Project Cost	Judicial Council Share
Alameda County	10	\$11,074,517	\$9,806,638
Contra Costa	6	\$3,561,448	\$3,343,937
Fresno	3	\$3,633,000	\$3,497,744
Imperial	2	\$905,000	\$905,000
Kern	6	\$2,073,000	\$1,474,858
Los Angeles	54	\$58,775,736	\$46,498,001
Merced	1	\$239,000	\$239,000
Napa	1	\$181,000	\$181,000
Orange	13	\$15,593,203	\$13,763,581
Riverside	4	\$1,638,000	\$1,275,716
San Bernardino	5	\$1,561,343	\$1,234,434
San Diego	9	\$13,021,235	\$9,940,759
San Francisco	1	\$750,000	\$750,000
San Mateo	2	\$714,998	\$594,949
Santa Barbara	2	\$2,305,514	\$1,261,116
Santa Clara	4	\$3,718,000	\$3,718,000
Solano	1	\$443,553	\$322,995
Ventura	1	\$1,930,805	\$1,192,272
Total	125	\$122,119,349	\$100,000,000

21



JUDICIAL COUNCIL
OF CALIFORNIA

TRIAL COURT FACILITY MODIFICATION
ADVISORY COMMITTEE

Meeting Date: 07/20/2018

Action Item 8 – (Action Required) – Five Year Deferred Maintenance Plan

Summary:

Approval of the Five-Year Master Plan - Deferred Maintenance Report for FY 2019-20.

Supporting Documentation:

- Five-Year Deferred Maintenance Plan - Report

Action Requested:

Approve the Five-Year Master Plan - Deferred Maintenance Report for FY 2019-20 for submittal to DOF.



JUDICIAL COUNCIL OF CALIFORNIA

455 Golden Gate Avenue • San Francisco, California 94102-3688
Telephone 415-865-4200 • Fax 415-865-4205 • TDD 415-865-4272

MEMORANDUM

Date	Action Requested
July 12, 2018	Approve the Deferred Maintenance Report for FY 2018–19 for submission to the state Department of Finance
To	Deadline
Trial Court Facility Modification Advisory Committee	July 20, 2018, Advisory Committee Meeting
Hon. Donald Cole Byrd, Chair	Contact
Hon. William F. Highberger, Vice-chair	Judicial Council Facilities Services
From	Mike Courtney, 916-263-2981
Judicial Council Facilities Services	mike.courtney@jud.ca.gov
Mike Courtney, Director	Jagan Singh, 415-865-7755
Jagan Singh, Principal Manager	jagandeep.singh @jud.ca.gov
Subject	
Five-year Master Plan – Deferred Maintenance Report for Fiscal Year 2018–19	

Summary and Recommended Action

On May 25, 2018, and to the Trial Court Facility Modification Advisory Committee (TCFMAC), Facilities Services staff presented a draft of the *Five-year Master Plan – Deferred Maintenance Report for Fiscal Year 2018–19* for discussion and no action. This draft report presented a total of 8,750 deferred maintenance projects at an estimated rough order of magnitude (ROM) cost of \$2.80 billion. The judicial branch’s share of this ROM cost is \$2.38 billion, since it does not hold title to all facilities it occupies. Based on the discussion at the May 2018 TCFMAC meeting, no changes were made to the draft report.

To comply with the state Department of Finance’s (DOF) request that Facilities Services staff submit this report on an annual basis for its records, Facilities Services staff now recommends the TCFMAC approve this draft report for submission to the DOF.



Deferred List Project Type	Count of Projects	Project Rough Order of Magnitude	Judicial Branch Share of Cost	County share of Cost
A10 Foundations	3	\$ 397,523	\$ 359,099	\$ 38,424
A 20 Basement Construction	7	\$ 911,886	\$ 911,886	\$ -
B10 Superstructure	84	\$ 5,499,776	\$ 4,811,107	\$ 688,669
B20 Exterior Enclosure	661	\$ 226,043,351	\$ 190,133,133	\$ 35,910,218
B30 Roofing	207	\$ 57,535,642	\$ 48,231,763	\$ 9,303,879
C10 Interior Construction	632	\$ 160,208,344	\$ 129,567,139	\$ 30,641,205
C20 Stairs	41	\$ 7,939,285	\$ 7,702,906	\$ 236,379
C30 Interior Finishes	2,123	\$ 550,270,384	\$ 477,213,855	\$ 73,056,529
D10 Conveying	155	\$ 82,215,828	\$ 69,195,738	\$ 13,020,090
D20 Plumbing	1,152	\$ 198,151,567	\$ 169,995,378	\$ 28,156,189
D30 HVAC	1,043	\$ 820,003,651	\$ 695,493,182	\$ 124,510,469
D40 Fire Protection	237	\$ 86,337,605	\$ 74,843,959	\$ 11,493,646
D50 Electrical	2,249	\$ 600,368,492	\$ 511,732,788	\$ 88,635,704
E10 Equipment	3	\$ 182,885	\$ 162,396	\$ 20,489
G10 Site Preparation	1	\$ 145,873	\$ 145,873	\$ -
G20 Site Improvements	152	\$ 6,996,244	\$ 5,934,429	\$ 1,061,815
Grand Total	8,750	\$ 2,803,208,336	\$ 2,386,434,629	\$ 416,773,707



Line #	County	Facility Name	Project System Targeted for Renewal	Project Rough Order of Magnitude	Judicial Branch Share of Cost	County Share of Cost
1	Los Angeles	Burbank Courthouse	A1010-Standard Foundations	\$ 21,269	\$ 19,304	\$ 1,965
2	Los Angeles	Van Nuys Courthouse East	A1010-Standard Foundations	\$ 165,971	\$ 148,942	\$ 17,029
3	Los Angeles	Burbank Courthouse	A1010-Standard Foundations	\$ 210,283	\$ 190,853	\$ 19,430
4	Imperial	Imperial County Courthouse	A2021-Basement Wall Construction	\$ 10,394	\$ 10,394	\$ -
5	Solano	Solano Justice Building	A-Substructure	\$ 2,078	\$ 2,078	\$ -
6	Placer	Historic Courthouse	A-Substructure	\$ 3,248	\$ 3,248	\$ -
7	Solano	Solano Justice Building	A-Substructure	\$ 9,742	\$ 9,742	\$ -
8	Solano	Solano Justice Building	A-Substructure	\$ 23,899	\$ 23,899	\$ -
9	Placer	Historic Courthouse	A-Substructure	\$ 402,435	\$ 402,435	\$ -
10	Placer	Historic Courthouse	A-Substructure	\$ 460,090	\$ 460,090	\$ -
11	San Luis Obispo	1070 Palm St.	B1014-Ramps	\$ 1,720	\$ 1,720	\$ -
12	Los Angeles	Malibu Courthouse	B1014-Ramps	\$ 4,541	\$ 1,725	\$ 2,816
13	Santa Barbara	Santa Barbara Court Trailer	B1014-Ramps	\$ 3,651	\$ 1,826	\$ 1,826
14	Solano	Hall of Justice	B1014-Ramps	\$ 2,481	\$ 2,481	\$ -
15	San Bernardino	San Bernardino Courthouse - Annex	B1014-Ramps	\$ 4,741	\$ 4,741	\$ -
16	Santa Barbara	Santa Barbara Juvenile Court	B1014-Ramps	\$ 4,868	\$ 4,868	\$ -
17	Orange	West Justice Center	B1014-Ramps	\$ 5,586	\$ 5,065	\$ 521
18	Solano	Hall of Justice	B1014-Ramps	\$ 5,508	\$ 5,508	\$ -
19	Orange	Central Justice Center	B1014-Ramps	\$ 7,913	\$ 7,214	\$ 699
20	Solano	Solano Justice Building	B1014-Ramps	\$ 7,344	\$ 7,344	\$ -
21	Los Angeles	Clara Shortridge Foltz Criminal Justice Center	B1014-Ramps	\$ 55,009	\$ 37,841	\$ 17,168
22	Alameda	Wiley W. Manuel Courthouse	B1014-Ramps	\$ 43,340	\$ 43,340	\$ -
23	Los Angeles	Pasadena Courthouse	B1015-Exterior Stairs and Fire Escapes	\$ 2,248	\$ 1,559	\$ 689
24	San Diego	Kearny Mesa Court	B1015-Exterior Stairs and Fire Escapes	\$ 1,567	\$ 1,567	\$ -
25	Los Angeles	Monrovia Training Center	B1015-Exterior Stairs and Fire Escapes	\$ 2,431	\$ 1,709	\$ 722
26	Los Angeles	Monrovia Training Center	B1015-Exterior Stairs and Fire Escapes	\$ 2,876	\$ 2,022	\$ 854
27	Los Angeles	El Monte Courthouse	B1015-Exterior Stairs and Fire Escapes	\$ 3,557	\$ 2,067	\$ 1,490
28	Los Angeles	Clara Shortridge Foltz Criminal Justice Center	B1015-Exterior Stairs and Fire Escapes	\$ 3,144	\$ 2,163	\$ 981
29	Los Angeles	El Monte Courthouse	B1015-Exterior Stairs and Fire Escapes	\$ 3,726	\$ 2,166	\$ 1,560
30	Los Angeles	Pasadena Courthouse	B1015-Exterior Stairs and Fire Escapes	\$ 3,655	\$ 2,535	\$ 1,120
31	Los Angeles	El Monte Courthouse	B1015-Exterior Stairs and Fire Escapes	\$ 4,573	\$ 2,658	\$ 1,915
32	Tulare	Visalia Superior Court	B1015-Exterior Stairs and Fire Escapes	\$ 9,199	\$ 2,974	\$ 6,225
33	Los Angeles	Inglewood Juvenile Court	B1015-Exterior Stairs and Fire Escapes	\$ 4,603	\$ 3,718	\$ 885
34	Los Angeles	Pomona Courthouse North	B1015-Exterior Stairs and Fire Escapes	\$ 4,057	\$ 4,057	\$ -



Line #	County	Facility Name	Project System Targeted for Renewal	Project Rough Order of Magnitude	Judicial Branch Share of Cost	County Share of Cost
35	San Luis Obispo	1070 Palm St.	B1015-Exterior Stairs and Fire Escapes	\$ 4,106	\$ 4,106	\$ -
36	Los Angeles	Alfred J. McCourtney Juvenile Justice Center	B1015-Exterior Stairs and Fire Escapes	\$ 6,110	\$ 4,219	\$ 1,891
37	Los Angeles	Eastlake Juvenile Court	B1015-Exterior Stairs and Fire Escapes	\$ 8,498	\$ 4,655	\$ 3,843
38	Los Angeles	Parking Structure Lot 59- Whittier Admin CTR	B1015-Exterior Stairs and Fire Escapes	\$ 6,491	\$ 5,610	\$ 881
39	Los Angeles	Malibu Courthouse	B1015-Exterior Stairs and Fire Escapes	\$ 17,037	\$ 6,471	\$ 10,566
40	San Mateo	Northern Branch Courthouse	B1015-Exterior Stairs and Fire Escapes	\$ 8,499	\$ 7,072	\$ 1,427
41	Los Angeles	Eastlake Juvenile Court	B1015-Exterior Stairs and Fire Escapes	\$ 13,056	\$ 7,152	\$ 5,904
42	Orange	North Justice Center	B1015-Exterior Stairs and Fire Escapes	\$ 8,536	\$ 7,709	\$ 827
43	Los Angeles	Glendale Courthouse	B1015-Exterior Stairs and Fire Escapes	\$ 9,107	\$ 8,245	\$ 862
44	Los Angeles	Whittier Courthouse	B1015-Exterior Stairs and Fire Escapes	\$ 9,736	\$ 8,415	\$ 1,321
45	Alameda	Hayward Hall of Justice	B1015-Exterior Stairs and Fire Escapes	\$ 8,947	\$ 8,947	\$ -
46	Los Angeles	Pasadena Courthouse	B1015-Exterior Stairs and Fire Escapes	\$ 14,780	\$ 10,250	\$ 4,530
47	Los Angeles	Pomona Courthouse South	B1015-Exterior Stairs and Fire Escapes	\$ 11,359	\$ 10,353	\$ 1,006
48	Los Angeles	Beverly Hills Courthouse	B1015-Exterior Stairs and Fire Escapes	\$ 14,191	\$ 11,285	\$ 2,906
49	Tulare	Visalia Superior Court	B1015-Exterior Stairs and Fire Escapes	\$ 36,138	\$ 11,683	\$ 24,455
50	Los Angeles	Monrovia Training Center	B1015-Exterior Stairs and Fire Escapes	\$ 19,016	\$ 13,366	\$ 5,650
51	Lake	Lakeport Court Facility	B1015-Exterior Stairs and Fire Escapes	\$ 59,575	\$ 17,873	\$ 41,703
52	Sutter	Courthouse West	B1015-Exterior Stairs and Fire Escapes	\$ 22,705	\$ 18,732	\$ 3,973
53	Santa Barbara	Santa Maria Courts Bldgs C + D	B1015-Exterior Stairs and Fire Escapes	\$ 20,975	\$ 20,975	\$ -
54	Los Angeles	Alhambra Courthouse	B1015-Exterior Stairs and Fire Escapes	\$ 25,163	\$ 21,640	\$ 3,523
55	Sutter	Courthouse West	B1015-Exterior Stairs and Fire Escapes	\$ 27,031	\$ 22,301	\$ 4,730
56	Orange	Central Justice Center	B1015-Exterior Stairs and Fire Escapes	\$ 24,588	\$ 22,417	\$ 2,171
57	Nevada	Nevada City Courthouse Annex	B1015-Exterior Stairs and Fire Escapes	\$ 55,438	\$ 23,678	\$ 31,760
58	Santa Barbara	Figueroa Division	B1015-Exterior Stairs and Fire Escapes	\$ 26,158	\$ 26,158	\$ -
59	Contra Costa	George D. Carroll Courthouse	B1015-Exterior Stairs and Fire Escapes	\$ 35,405	\$ 27,333	\$ 8,072
60	Orange	West Justice Center	B1015-Exterior Stairs and Fire Escapes	\$ 32,105	\$ 29,113	\$ 2,992
61	Los Angeles	Clara Shortridge Foltz Criminal Justice Center	B1015-Exterior Stairs and Fire Escapes	\$ 43,744	\$ 30,091	\$ 13,653
62	Nevada	Nevada City Courthouse	B1015-Exterior Stairs and Fire Escapes	\$ 56,330	\$ 36,896	\$ 19,434
63	Nevada	Nevada City Courthouse Annex	B1015-Exterior Stairs and Fire Escapes	\$ 38,762	\$ 38,762	\$ -
64	El Dorado	Main St. Courthouse	B1015-Exterior Stairs and Fire Escapes	\$ 40,098	\$ 40,098	\$ -
65	Nevada	Nevada City Courthouse	B1015-Exterior Stairs and Fire Escapes	\$ 55,438	\$ 55,438	\$ -
66	Los Angeles	Metropolitan Courthouse	B1015-Exterior Stairs and Fire Escapes	\$ 60,971	\$ 57,642	\$ 3,329



Line #	County	Facility Name	Project System Targeted for Renewal	Project Rough Order of Magnitude	Judicial Branch Share of Cost	County Share of Cost
67	Los Angeles	Clara Shortridge Foltz Criminal Justice Center	B1015-Exterior Stairs and Fire Escapes	\$ 85,005	\$ 58,475	\$ 26,530
68	Orange	Central Justice Center	B1015-Exterior Stairs and Fire Escapes	\$ 74,430	\$ 67,858	\$ 6,572
69	Sacramento	Gordon Schaber Sacramento Superior Court	B1015-Exterior Stairs and Fire Escapes	\$ 81,094	\$ 81,094	\$ -
70	Orange	West Justice Center	B1015-Exterior Stairs and Fire Escapes	\$ 90,970	\$ 82,492	\$ 8,478
71	San Diego	County Courthouse	B1015-Exterior Stairs and Fire Escapes	\$ 109,701	\$ 84,931	\$ 24,770
72	Mendocino	County Courthouse	B1015-Exterior Stairs and Fire Escapes	\$ 131,375	\$ 88,836	\$ 42,539
73	Sutter	Courthouse West	B1015-Exterior Stairs and Fire Escapes	\$ 120,716	\$ 99,591	\$ 21,125
74	Los Angeles	Norwalk Courthouse	B1015-Exterior Stairs and Fire Escapes	\$ 125,756	\$ 106,930	\$ 18,826
75	Riverside	Palm Springs Courts	B1015-Exterior Stairs and Fire Escapes	\$ 277,177	\$ 112,562	\$ 164,615
76	Humboldt	Humboldt County Courthouse (Eureka)	B1015-Exterior Stairs and Fire Escapes	\$ 129,047	\$ 129,047	\$ -
77	Orange	North Justice Center	B1015-Exterior Stairs and Fire Escapes	\$ 149,339	\$ 134,868	\$ 14,471
78	Orange	North Justice Center	B1015-Exterior Stairs and Fire Escapes	\$ 235,966	\$ 213,101	\$ 22,865
79	Santa Clara	Historic Courthouse	B1015-Exterior Stairs and Fire Escapes	\$ 431,626	\$ 431,626	\$ -
80	Los Angeles	Norwalk Courthouse	B1015-Exterior Stairs and Fire Escapes	\$ 462,899	\$ 462,899	\$ -
81	Los Angeles	Torrance Courthouse	B1020-Roof Construction	\$ 84,518	\$ 76,430	\$ 8,088
82	Los Angeles	Van Nuys Courthouse East	B10-Superstructure	\$ 1,038	\$ 932	\$ 106
83	Los Angeles	Van Nuys Courthouse East	B10-Superstructure	\$ 1,593	\$ 1,430	\$ 163
84	Los Angeles	Hall of Records	B10-Superstructure	\$ 14,552	\$ 1,541	\$ 13,011
85	Napa	Historic Courthouse	B10-Superstructure	\$ 5,063	\$ 5,063	\$ -
86	Los Angeles	Hall of Records	B10-Superstructure	\$ 59,411	\$ 6,292	\$ 53,119
87	Solano	Solano Justice Building	B10-Superstructure	\$ 6,934	\$ 6,934	\$ -
88	Riverside	Hall of Justice	B10-Superstructure	\$ 7,863	\$ 7,863	\$ -
89	Solano	Solano Justice Building	B10-Superstructure	\$ 31,050	\$ 31,050	\$ -
90	Placer	Historic Courthouse	B10-Superstructure	\$ 49,847	\$ 49,847	\$ -
91	Solano	Hall of Justice	B10-Superstructure	\$ 82,806	\$ 60,299	\$ 22,507
92	Los Angeles	Parking Structure Lot 59- Whittier Admin CTR	B10-Superstructure	\$ 73,902	\$ 73,902	\$ -
93	Orange	West Justice Center	B10-Superstructure	\$ 295,438	\$ 295,438	\$ -
94	Orange	Central Justice Center	B10-Superstructure	\$ 1,268,229	\$ 1,268,229	\$ -
95	Tulare	Visalia Superior Court	B2010-Exterior Walls	\$ 1,483	\$ 479	\$ 1,004
96	Los Angeles	Burbank Courthouse	B2010-Exterior Walls	\$ 1,193	\$ 1,083	\$ 110
97	Los Angeles	Burbank Courthouse	B2010-Exterior Walls	\$ 1,193	\$ 1,083	\$ 110
98	Kern	Delano/North Kern Court	B2010-Exterior Walls	\$ 1,483	\$ 1,196	\$ 287
99	Los Angeles	Eastlake Juvenile Court	B2010-Exterior Walls	\$ 3,670	\$ 2,010	\$ 1,660



Line #	County	Facility Name	Project System Targeted for Renewal	Project Rough Order of Magnitude	Judicial Branch Share of Cost	County Share of Cost
100	Los Angeles	Pasadena Courthouse	B2010-Exterior Walls	\$ 3,222	\$ 2,234	\$ 988
101	Contra Costa	Family Law Center	B2010-Exterior Walls	\$ 2,369	\$ 2,369	\$ -
102	Los Angeles	Van Nuys Courthouse East	B2010-Exterior Walls	\$ 3,657	\$ 3,282	\$ 375
103	Los Angeles	Van Nuys Courthouse West	B2010-Exterior Walls	\$ 4,174	\$ 3,359	\$ 815
104	Orange	Central Justice Center	B2010-Exterior Walls	\$ 3,605	\$ 3,605	\$ -
105	Los Angeles	Chatsworth Courthouse	B2010-Exterior Walls	\$ 5,098	\$ 4,272	\$ 826
106	Los Angeles	Edmund D. Edelman Children's Court	B2010-Exterior Walls	\$ 6,185	\$ 4,329	\$ 1,856
107	Los Angeles	S. Bay Muni Court Jury Assembly Trailer	B2010-Exterior Walls	\$ 4,718	\$ 4,718	\$ -
108	Orange	West Justice Center	B2010-Exterior Walls	\$ 4,893	\$ 4,893	\$ -
109	Santa Barbara	Santa Maria Courts Bldgs C + D	B2010-Exterior Walls	\$ 4,903	\$ 4,903	\$ -
110	Fresno	Fresno County Courthouse	B2010-Exterior Walls	\$ 5,785	\$ 5,785	\$ -
111	San Diego	North County Regional Center - North	B2010-Exterior Walls	\$ 5,980	\$ 5,980	\$ -
112	Sonoma	Hall of Justice	B2010-Exterior Walls	\$ 10,095	\$ 5,996	\$ 4,099
113	Santa Barbara	Santa Maria Juvenile Court (New)	B2010-Exterior Walls	\$ 6,025	\$ 6,025	\$ -
114	Tulare	Visalia Superior Court	B2010-Exterior Walls	\$ 19,577	\$ 6,329	\$ 13,248
115	Los Angeles	Van Nuys Courthouse West	B2010-Exterior Walls	\$ 8,037	\$ 6,468	\$ 1,569
116	Los Angeles	Eastlake Juvenile Court	B2010-Exterior Walls	\$ 12,153	\$ 6,657	\$ 5,496
117	Butte	Butte County Courthouse	B2010-Exterior Walls	\$ 6,882	\$ 6,882	\$ -
118	Los Angeles	Van Nuys Courthouse West	B2010-Exterior Walls	\$ 9,361	\$ 7,534	\$ 1,827
119	Santa Barbara	Santa Maria Courts Bldgs C + D	B2010-Exterior Walls	\$ 7,782	\$ 7,782	\$ -
120	Los Angeles	Chatsworth Courthouse	B2010-Exterior Walls	\$ 10,375	\$ 8,694	\$ 1,681
121	Los Angeles	Pomona Courthouse North	B2010-Exterior Walls	\$ 9,171	\$ 8,827	\$ 344
122	Los Angeles	Burbank Courthouse	B2010-Exterior Walls	\$ 11,389	\$ 10,337	\$ 1,052
123	San Diego	Kearny Mesa Traffic Court KM3 Trailer	B2010-Exterior Walls	\$ 10,558	\$ 10,558	\$ -
124	San Diego	Kearny Mesa Traffic Court KM4 Trailer	B2010-Exterior Walls	\$ 10,558	\$ 10,558	\$ -
125	Riverside	Larson Justice Center	B2010-Exterior Walls	\$ 10,919	\$ 10,634	\$ 285
126	Santa Barbara	Figuroa Division	B2010-Exterior Walls	\$ 10,666	\$ 10,666	\$ -
127	San Diego	Kearny Mesa Traffic Court KM5 & KM6 Trailer	B2010-Exterior Walls	\$ 10,989	\$ 10,989	\$ -
128	Los Angeles	Beverly Hills Courthouse	B2010-Exterior Walls	\$ 15,671	\$ 12,462	\$ 3,209
129	Sacramento	Gordon Schaber Sacramento Superior Court	B2010-Exterior Walls	\$ 12,514	\$ 12,514	\$ -
130	Los Angeles	San Fernando Courthouse	B2010-Exterior Walls	\$ 13,254	\$ 13,254	\$ -
131	Solano	Solano Justice Building	B2010-Exterior Walls	\$ 13,390	\$ 13,390	\$ -
132	Sacramento	Carol Miller Justice Center Court Facility	B2010-Exterior Walls	\$ 13,864	\$ 13,864	\$ -
133	San Luis Obispo	1070 Palm St.	B2010-Exterior Walls	\$ 14,451	\$ 14,451	\$ -



Line #	County	Facility Name	Project System Targeted for Renewal	Project Rough Order of Magnitude	Judicial Branch Share of Cost	County Share of Cost
134	Los Angeles	David M. Kenyon Juvenile Justice Center	B2010-Exterior Walls	\$ 37,734	\$ 15,343	\$ 22,391
135	Riverside	Hall of Justice	B2010-Exterior Walls	\$ 16,113	\$ 16,113	\$ -
136	Los Angeles	Pasadena Courthouse	B2010-Exterior Walls	\$ 23,607	\$ 16,371	\$ 7,236
137	Del Norte	Del Norte County Superior Court	B2010-Exterior Walls	\$ 27,442	\$ 16,814	\$ 10,628
138	Los Angeles	Alfred J. McCourtney Juvenile Justice Center	B2010-Exterior Walls	\$ 24,900	\$ 17,193	\$ 7,707
139	Riverside	Larson Justice Center	B2010-Exterior Walls	\$ 18,044	\$ 17,573	\$ 471
140	Riverside	Family Law Court	B2010-Exterior Walls	\$ 18,238	\$ 18,238	\$ -
141	Los Angeles	Eastlake Juvenile Court	B2010-Exterior Walls	\$ 37,470	\$ 20,526	\$ 16,944
142	San Mateo	Traffic/ Small Claims Annex	B2010-Exterior Walls	\$ 21,220	\$ 21,220	\$ -
143	Los Angeles	Airport Courthouse	B2010-Exterior Walls	\$ 28,381	\$ 21,902	\$ 6,479
144	Los Angeles	Norwalk Courthouse	B2010-Exterior Walls	\$ 25,819	\$ 21,954	\$ 3,865
145	Contra Costa	Concord Courthouse	B2010-Exterior Walls	\$ 22,604	\$ 22,604	\$ -
146	San Luis Obispo	1070 Palm St.	B2010-Exterior Walls	\$ 24,022	\$ 24,022	\$ -
147	Los Angeles	Santa Monica Courthouse	B2010-Exterior Walls	\$ 31,343	\$ 24,601	\$ 6,742
148	San Bernardino	Fontana Courthouse	B2010-Exterior Walls	\$ 30,520	\$ 25,371	\$ 5,149
149	Los Angeles	San Fernando Courthouse	B2010-Exterior Walls	\$ 33,436	\$ 27,889	\$ 5,547
150	Butte	Butte County Courthouse	B2010-Exterior Walls	\$ 27,977	\$ 27,977	\$ -
151	Los Angeles	Monrovia Training Center	B2010-Exterior Walls	\$ 41,725	\$ 29,329	\$ 12,396
152	Los Angeles	Pasadena Courthouse	B2010-Exterior Walls	\$ 43,955	\$ 30,483	\$ 13,472
153	Napa	Historic Courthouse	B2010-Exterior Walls	\$ 35,623	\$ 33,482	\$ 2,141
154	Placer	Historic Courthouse	B2010-Exterior Walls	\$ 36,241	\$ 36,241	\$ -
155	Los Angeles	Eastlake Juvenile Court	B2010-Exterior Walls	\$ 67,180	\$ 36,801	\$ 30,379
156	Los Angeles	Torrance Courthouse	B2010-Exterior Walls	\$ 41,023	\$ 37,097	\$ 3,926
157	Contra Costa	Concord Courthouse	B2010-Exterior Walls	\$ 38,665	\$ 38,665	\$ -
158	San Bernardino	Rancho Cucamonga Courthouse	B2010-Exterior Walls	\$ 39,842	\$ 39,842	\$ -
159	Los Angeles	West Covina Courthouse	B2010-Exterior Walls	\$ 42,344	\$ 42,344	\$ -
160	Los Angeles	Glendale Courthouse	B2010-Exterior Walls	\$ 50,203	\$ 45,454	\$ 4,749
161	Los Angeles	Pasadena Courthouse	B2010-Exterior Walls	\$ 72,983	\$ 50,614	\$ 22,369
162	Placer	Historic Courthouse	B2010-Exterior Walls	\$ 56,162	\$ 56,162	\$ -
163	Los Angeles	El Monte Courthouse	B2010-Exterior Walls	\$ 97,432	\$ 56,627	\$ 40,805
164	Tulare	Visalia Superior Court	B2010-Exterior Walls	\$ 186,585	\$ 60,323	\$ 126,262
165	Los Angeles	Pasadena Courthouse	B2010-Exterior Walls	\$ 105,977	\$ 73,495	\$ 32,482
166	El Dorado	Main St. Courthouse	B2010-Exterior Walls	\$ 80,910	\$ 80,910	\$ -
167	Imperial	Imperial County Courthouse	B2010-Exterior Walls	\$ 83,851	\$ 83,851	\$ -
168	Orange	West Justice Center	B2010-Exterior Walls	\$ 104,832	\$ 95,062	\$ 9,770



Line #	County	Facility Name	Project System Targeted for Renewal	Project Rough Order of Magnitude	Judicial Branch Share of Cost	County Share of Cost
169	Los Angeles	Hollywood Courthouse	B2010-Exterior Walls	\$ 116,951	\$ 116,951	\$ -
170	Nevada	Nevada City Courthouse Annex	B2010-Exterior Walls	\$ 117,800	\$ 117,800	\$ -
171	San Bernardino	Rancho Cucamonga Courthouse	B2010-Exterior Walls	\$ 118,085	\$ 118,085	\$ -
172	San Diego	North County Regional Center - North	B2010-Exterior Walls	\$ 118,675	\$ 118,675	\$ -
173	Orange	North Justice Center	B2010-Exterior Walls	\$ 121,540	\$ 121,540	\$ -
174	Orange	Civil Complex Center ("CXC")	B2010-Exterior Walls	\$ 125,843	\$ 125,843	\$ -
175	Nevada	Nevada City Courthouse	B2010-Exterior Walls	\$ 150,163	\$ 150,163	\$ -
176	Kern	Bakersfield Justice Bldg.	B2010-Exterior Walls	\$ 169,813	\$ 169,813	\$ -
177	Los Angeles	Norwalk Courthouse	B2010-Exterior Walls	\$ 219,206	\$ 186,391	\$ 32,815
178	Humboldt	Humboldt County Courthouse (Eureka)	B2010-Exterior Walls	\$ 214,802	\$ 214,802	\$ -
179	Siskiyou	Siskiyou County Courthouse	B2010-Exterior Walls	\$ 248,688	\$ 248,688	\$ -
180	Los Angeles	Pomona Courthouse North	B2010-Exterior Walls	\$ 268,207	\$ 258,149	\$ 10,058
181	San Bernardino	San Bernardino Courthouse - Annex	B2010-Exterior Walls	\$ 319,948	\$ 305,998	\$ 13,950
182	Santa Clara	Historic Courthouse	B2010-Exterior Walls	\$ 324,086	\$ 324,086	\$ -
183	Alameda	Hayward Hall of Justice	B2010-Exterior Walls	\$ 324,328	\$ 324,328	\$ -
184	Los Angeles	Clara Shortridge Foltz Criminal Justice Center	B2010-Exterior Walls	\$ 537,900	\$ 441,992	\$ 95,908
185	Fresno	Fresno County Courthouse	B2010-Exterior Walls	\$ 510,840	\$ 510,840	\$ -
186	Los Angeles	Edmund D. Edelman Children's Court	B2010-Exterior Walls	\$ 1,769,774	\$ 1,238,665	\$ 531,109
187	Solano	Solano Justice Building	B2011-Exterior Wall Construction	\$ 74,086	\$ 56,379	\$ 17,707
188	Solano	Hall of Justice	B2011-Exterior Wall Construction	\$ 148,171	\$ 107,898	\$ 40,273
189	San Mateo	Northern Branch Courthouse	B2012-Parapets	\$ 1,289	\$ 1,073	\$ 216
190	Los Angeles	Norwalk Courthouse	B2012-Parapets	\$ 428,993	\$ 364,773	\$ 64,220
191	Los Angeles	Pasadena Courthouse	B2013-Exterior Louvers, Screens, and Fencing	\$ 9,116	\$ 6,322	\$ 2,794
192	Butte	Chico Courthouse	B2013-Exterior Louvers, Screens, and Fencing	\$ 11,505	\$ 11,505	\$ -
193	San Diego	North County Regional Center - Annex	B2013-Exterior Louvers, Screens, and Fencing	\$ 13,809	\$ 13,809	\$ -
194	El Dorado	Main St. Courthouse	B2013-Exterior Louvers, Screens, and Fencing	\$ 13,900	\$ 13,900	\$ -
195	Riverside	Palm Springs Courts	B2013-Exterior Louvers, Screens, and Fencing	\$ 41,442	\$ 16,830	\$ 24,612
196	Orange	West Justice Center	B2013-Exterior Louvers, Screens, and Fencing	\$ 20,840	\$ 18,898	\$ 1,942
197	Santa Clara	Hall of Justice (West)	B2013-Exterior Louvers, Screens, and Fencing	\$ 20,244	\$ 20,244	\$ -
198	Santa Clara	Historic Courthouse	B2013-Exterior Louvers, Screens, and Fencing	\$ 20,244	\$ 20,244	\$ -
199	Los Angeles	Clara Shortridge Foltz Criminal Justice Center	B2013-Exterior Louvers, Screens, and Fencing	\$ 37,066	\$ 25,498	\$ 11,568
200	Los Angeles	Torrance Courthouse	B2013-Exterior Louvers, Screens, and Fencing	\$ 37,112	\$ 33,560	\$ 3,552
201	Stanislaus	Modesto Main Courthouse	B2013-Exterior Louvers, Screens, and Fencing	\$ 50,448	\$ 50,342	\$ 106
202	Orange	Central Justice Center	B2013-Exterior Louvers, Screens, and Fencing	\$ 66,688	\$ 60,799	\$ 5,889



Line #	County	Facility Name	Project System Targeted for Renewal	Project Rough Order of Magnitude	Judicial Branch Share of Cost	County Share of Cost
203	Los Angeles	Pomona Courthouse North	B2013-Exterior Louvers, Screens, and Fencing	\$ 70,456	\$ 70,456	\$ -
204	Los Angeles	Eastlake Juvenile Court	B2013-Exterior Louvers, Screens, and Fencing	\$ 133,035	\$ 72,877	\$ 60,158
205	Contra Costa	Wakefield Taylor Courthouse	B2013-Exterior Louvers, Screens, and Fencing	\$ 75,169	\$ 75,169	\$ -
206	Los Angeles	Whittier Courthouse	B2013-Exterior Louvers, Screens, and Fencing	\$ 88,070	\$ 76,119	\$ 11,951
207	Contra Costa	George D. Carroll Courthouse	B2013-Exterior Louvers, Screens, and Fencing	\$ 125,281	\$ 125,281	\$ -
208	Los Angeles	Parking Structure Lot 59- Whittier Admin CTR	B2013-Exterior Louvers, Screens, and Fencing	\$ 165,540	\$ 143,076	\$ 22,464
209	Sonoma	Hall of Justice	B2013-Exterior Louvers, Screens, and Fencing	\$ 156,737	\$ 156,737	\$ -
210	Orange	Central Justice Center	B2013-Exterior Louvers, Screens, and Fencing	\$ 455,000	\$ 414,824	\$ 40,177
211	Los Angeles	Norwalk Courthouse	B2013-Exterior Louvers, Screens, and Fencing	\$ 1,728,890	\$ 1,470,075	\$ 258,815
212	Fresno	B.F. Sisk Courthouse	B2013-Exterior Louvers, Screens, and Fencing	\$ 5,695,166	\$ 5,695,166	\$ -
213	Orange	Central Justice Center	B2013-Exterior Louvers, Screens, and Fencing	\$ 6,370,000	\$ 5,807,529	\$ 562,471
214	San Mateo	Northern Branch Courthouse	B2016-Exterior Soffits	\$ 2,356	\$ 1,960	\$ 396
215	San Mateo	Northern Branch Courthouse	B2016-Exterior Soffits	\$ 2,993	\$ 2,490	\$ 503
216	San Mateo	Central Branch	B2016-Exterior Soffits	\$ 3,075	\$ 3,075	\$ -
217	Contra Costa	Jail Annex	B2020-Exterior Windows	\$ 17,190	\$ 1,023	\$ 16,167
218	Contra Costa	Concord Courthouse	B2020-Exterior Windows	\$ 4,298	\$ 4,298	\$ -
219	Los Angeles	Alhambra Courthouse	B2020-Exterior Windows	\$ 5,572	\$ 5,572	\$ -
220	San Bernardino	Joshua Tree Courthouse	B2020-Exterior Windows	\$ 19,625	\$ 6,639	\$ 12,986
221	Santa Barbara	Santa Maria Courts Bldgs C + D	B2020-Exterior Windows	\$ 7,331	\$ 7,331	\$ -
222	Santa Barbara	Santa Maria Courts, Bldg F	B2020-Exterior Windows	\$ 7,773	\$ 7,773	\$ -
223	San Diego	Department 10 Trailer	B2020-Exterior Windows	\$ 12,238	\$ 9,132	\$ 3,106
224	San Diego	Department 9 Trailer	B2020-Exterior Windows	\$ 12,238	\$ 9,132	\$ 3,106
225	San Luis Obispo	1070 Palm St.	B2020-Exterior Windows	\$ 11,729	\$ 11,729	\$ -
226	Los Angeles	Los Padrinos Juvenile Court	B2020-Exterior Windows	\$ 40,235	\$ 11,797	\$ 28,438
227	Riverside	Riverside Juvenile Justice Trailers	B2020-Exterior Windows	\$ 12,760	\$ 12,760	\$ -
228	Los Angeles	Sylmar Juvenile Court	B2020-Exterior Windows	\$ 38,726	\$ 13,287	\$ 25,439
229	Los Angeles	Eastlake Juvenile Court	B2020-Exterior Windows	\$ 26,021	\$ 14,254	\$ 11,767
230	San Luis Obispo	Grover Beach Branch	B2020-Exterior Windows	\$ 14,590	\$ 14,590	\$ -
231	San Bernardino	Barstow Courthouse	B2020-Exterior Windows	\$ 21,418	\$ 16,691	\$ 4,727
232	San Diego	Kearny Mesa Court	B2020-Exterior Windows	\$ 18,498	\$ 18,498	\$ -
233	Tulare	Tulare Division	B2020-Exterior Windows	\$ 29,874	\$ 20,912	\$ 8,962
234	San Diego	Trailer - Dept 34	B2020-Exterior Windows	\$ 21,416	\$ 21,416	\$ -
235	San Diego	Trailer - Dept 35	B2020-Exterior Windows	\$ 21,416	\$ 21,416	\$ -
236	San Diego	Trailer - Family Support	B2020-Exterior Windows	\$ 21,416	\$ 21,416	\$ -
237	Santa Barbara	Santa Maria Courts, Bldgs. A + B	B2020-Exterior Windows	\$ 21,992	\$ 21,992	\$ -



Line #	County	Facility Name	Project System Targeted for Renewal	Project Rough Order of Magnitude	Judicial Branch Share of Cost	County Share of Cost
238	Los Angeles	Eastlake Juvenile Court	B2020-Exterior Windows	\$ 40,708	\$ 22,300	\$ 18,408
239	Los Angeles	Inglewood Courthouse	B2020-Exterior Windows	\$ 30,930	\$ 23,061	\$ 7,869
240	Santa Barbara	Santa Maria Courts, Bldg F	B2020-Exterior Windows	\$ 23,825	\$ 23,825	\$ -
241	Los Angeles	El Monte Courthouse	B2020-Exterior Windows	\$ 42,093	\$ 24,464	\$ 17,629
242	San Diego	South County Regional Center	B2020-Exterior Windows	\$ 69,368	\$ 24,861	\$ 44,507
243	Napa	Historic Courthouse	B2020-Exterior Windows	\$ 26,198	\$ 26,198	\$ -
244	Los Angeles	Santa Clarita Courthouse	B2020-Exterior Windows	\$ 32,046	\$ 28,325	\$ 3,721
245	Del Norte	Del Norte County Superior Court	B2020-Exterior Windows	\$ 48,195	\$ 29,529	\$ 18,666
246	Los Angeles	Whittier Courthouse	B2020-Exterior Windows	\$ 30,301	\$ 30,301	\$ -
247	El Dorado	Cameron Park	B2020-Exterior Windows	\$ 31,913	\$ 31,913	\$ -
248	Los Angeles	Malibu Courthouse	B2020-Exterior Windows	\$ 102,073	\$ 38,767	\$ 63,306
249	Los Angeles	Monrovia Training Center	B2020-Exterior Windows	\$ 55,438	\$ 38,967	\$ 16,471
250	Kern	Taft Courts Bldg.	B2020-Exterior Windows	\$ 41,396	\$ 41,396	\$ -
251	Los Angeles	Pomona Courthouse North	B2020-Exterior Windows	\$ 45,296	\$ 45,296	\$ -
252	Orange	West Justice Center	B2020-Exterior Windows	\$ 50,375	\$ 45,680	\$ 4,695
253	Kern	Bakersfield Justice Bldg.	B2020-Exterior Windows	\$ 89,528	\$ 45,731	\$ 43,797
254	Orange	Civil Complex Center ("CXC")	B2020-Exterior Windows	\$ 51,176	\$ 51,176	\$ -
255	Los Angeles	West Covina Courthouse	B2020-Exterior Windows	\$ 64,989	\$ 53,947	\$ 11,042
256	San Bernardino	Joshua Tree Courthouse	B2020-Exterior Windows	\$ 162,058	\$ 54,824	\$ 107,234
257	Napa	Historic Courthouse	B2020-Exterior Windows	\$ 62,086	\$ 58,355	\$ 3,731
258	El Dorado	Bldg. C	B2020-Exterior Windows	\$ 284,046	\$ 58,798	\$ 225,248
259	Los Angeles	Van Nuys Courthouse East	B2020-Exterior Windows	\$ 67,170	\$ 60,278	\$ 6,892
260	Santa Barbara	Santa Maria Courts Bldgs C + D	B2020-Exterior Windows	\$ 61,241	\$ 61,241	\$ -
261	Nevada	Nevada City Courthouse Annex	B2020-Exterior Windows	\$ 158,907	\$ 67,869	\$ 91,038
262	Kern	Shafter/Wasco Courts Bldg.	B2020-Exterior Windows	\$ 79,878	\$ 71,850	\$ 8,028
263	Contra Costa	Concord Courthouse	B2020-Exterior Windows	\$ 74,461	\$ 74,461	\$ -
264	Los Angeles	Whittier Courthouse	B2020-Exterior Windows	\$ 75,441	\$ 75,441	\$ -
265	San Bernardino	San Bernardino Courthouse - Annex	B2020-Exterior Windows	\$ 80,966	\$ 77,436	\$ 3,530
266	Kern	Bakersfield Superior Court	B2020-Exterior Windows	\$ 78,103	\$ 78,103	\$ -
267	Los Angeles	Pasadena Courthouse	B2020-Exterior Windows	\$ 133,564	\$ 92,627	\$ 40,937
268	Kings	Avenal Court	B2020-Exterior Windows	\$ 97,743	\$ 97,743	\$ -
269	Alameda	Berkeley Courthouse	B2020-Exterior Windows	\$ 104,090	\$ 104,090	\$ -
270	San Mateo	Traffic/ Small Claims Annex	B2020-Exterior Windows	\$ 104,934	\$ 104,934	\$ -
271	Santa Barbara	Santa Maria Courts Bldgs C + D	B2020-Exterior Windows	\$ 105,929	\$ 105,929	\$ -
272	Kings	Corcoran Court	B2020-Exterior Windows	\$ 122,179	\$ 107,029	\$ 15,150
273	San Diego	South County Regional Center	B2020-Exterior Windows	\$ 305,550	\$ 109,509	\$ 196,041



Line #	County	Facility Name	Project System Targeted for Renewal	Project Rough Order of Magnitude	Judicial Branch Share of Cost	County Share of Cost
274	Los Angeles	West Covina Courthouse	B2020-Exterior Windows	\$ 111,199	\$ 111,199	\$ -
275	Nevada	Nevada City Courthouse Annex	B2020-Exterior Windows	\$ 261,056	\$ 111,497	\$ 149,559
276	San Diego	Kearny Mesa Traffic Court KM5 & KM6 Trailer	B2020-Exterior Windows	\$ 112,183	\$ 112,183	\$ -
277	Riverside	Riverside Juvenile Court	B2020-Exterior Windows	\$ 229,688	\$ 113,328	\$ 116,360
278	Riverside	Hemet	B2020-Exterior Windows	\$ 114,844	\$ 114,844	\$ -
279	Los Angeles	Alfred J. McCourtney Juvenile Justice Center	B2020-Exterior Windows	\$ 173,864	\$ 120,053	\$ 53,811
280	Los Angeles	El Monte Courthouse	B2020-Exterior Windows	\$ 214,394	\$ 124,606	\$ 89,788
281	Riverside	Family Law Court	B2020-Exterior Windows	\$ 130,294	\$ 130,294	\$ -
282	Los Angeles	Whittier Courthouse	B2020-Exterior Windows	\$ 132,088	\$ 132,088	\$ -
283	Kern	Delano/North Kern Court	B2020-Exterior Windows	\$ 176,382	\$ 142,234	\$ 34,148
284	Alameda	Fremont Hall of Justice	B2020-Exterior Windows	\$ 144,601	\$ 144,601	\$ -
285	San Diego	Kearny Mesa Traffic Court KM4 Trailer	B2020-Exterior Windows	\$ 160,685	\$ 160,685	\$ -
286	San Bernardino	Barstow Courthouse	B2020-Exterior Windows	\$ 224,553	\$ 174,994	\$ 49,559
287	Alameda	George E. McDonald Hall of Justice	B2020-Exterior Windows	\$ 178,905	\$ 178,905	\$ -
288	Los Angeles	Norwalk Courthouse	B2020-Exterior Windows	\$ 214,051	\$ 182,008	\$ 32,043
289	Tulare	Visalia Superior Court	B2020-Exterior Windows	\$ 575,942	\$ 186,202	\$ 389,740
290	Los Angeles	West Covina Courthouse	B2020-Exterior Windows	\$ 193,128	\$ 193,128	\$ -
291	San Mateo	Northern Branch Courthouse	B2020-Exterior Windows	\$ 240,675	\$ 200,266	\$ 40,409
292	San Mateo	Central Branch	B2020-Exterior Windows	\$ 212,095	\$ 212,095	\$ -
293	San Diego	Trailer - Storage A	B2020-Exterior Windows	\$ 214,496	\$ 214,496	\$ -
294	Los Angeles	Inglewood Juvenile Court	B2020-Exterior Windows	\$ 237,454	\$ 237,454	\$ -
295	Kern	Bakersfield Juvenile Center	B2020-Exterior Windows	\$ 364,481	\$ 243,328	\$ 121,153
296	Santa Clara	Santa Clara Courthouse	B2020-Exterior Windows	\$ 243,584	\$ 243,584	\$ -
297	Riverside	Corona	B2020-Exterior Windows	\$ 451,375	\$ 243,878	\$ 207,497
298	Solano	Hall of Justice	B2020-Exterior Windows	\$ 341,022	\$ 248,332	\$ 92,690
299	Santa Barbara	Santa Barbara County Courthouse	B2020-Exterior Windows	\$ 858,187	\$ 256,941	\$ 601,246
300	Los Angeles	Alfred J. McCourtney Juvenile Justice Center	B2020-Exterior Windows	\$ 375,366	\$ 259,190	\$ 116,176
301	Los Angeles	Downey Courthouse	B2020-Exterior Windows	\$ 318,962	\$ 266,971	\$ 51,991
302	Kern	Bakersfield Superior Court	B2020-Exterior Windows	\$ 268,583	\$ 268,583	\$ -
303	Solano	Solano Justice Building	B2020-Exterior Windows	\$ 272,818	\$ 272,818	\$ -
304	San Diego	Juvenile Court	B2020-Exterior Windows	\$ 391,607	\$ 292,217	\$ 99,390
305	Riverside	Palm Springs Courts	B2020-Exterior Windows	\$ 728,009	\$ 295,644	\$ 432,365
306	Sonoma	Hall of Justice	B2020-Exterior Windows	\$ 528,860	\$ 314,143	\$ 214,717



Line #	County	Facility Name	Project System Targeted for Renewal	Project Rough Order of Magnitude	Judicial Branch Share of Cost	County Share of Cost
307	Los Angeles	Whittier Courthouse	B2020-Exterior Windows	\$ 372,461	\$ 321,918	\$ 50,543
308	San Luis Obispo	Courthouse Annex	B2020-Exterior Windows	\$ 659,542	\$ 328,056	\$ 331,486
309	San Mateo	Northern Branch Courthouse	B2020-Exterior Windows	\$ 399,521	\$ 332,441	\$ 67,080
310	San Diego	North County Regional Center - North	B2020-Exterior Windows	\$ 342,656	\$ 342,656	\$ -
311	Los Angeles	Pomona Courthouse North	B2020-Exterior Windows	\$ 342,728	\$ 342,728	\$ -
312	Alameda	Hayward Hall of Justice	B2020-Exterior Windows	\$ 353,328	\$ 353,328	\$ -
313	Los Angeles	Hollywood Courthouse	B2020-Exterior Windows	\$ 430,845	\$ 392,457	\$ 38,388
314	Napa	Historic Courthouse	B2020-Exterior Windows	\$ 395,064	\$ 395,064	\$ -
315	Sacramento	Gordon Schaber Sacramento Superior Court	B2020-Exterior Windows	\$ 397,267	\$ 397,267	\$ -
316	San Joaquin	Lodi Branch- Dept. 2	B2020-Exterior Windows	\$ 411,529	\$ 411,529	\$ -
317	Los Angeles	Santa Monica Courthouse	B2020-Exterior Windows	\$ 524,610	\$ 411,766	\$ 112,844
318	Santa Clara	Hall of Justice (West)	B2020-Exterior Windows	\$ 412,431	\$ 412,431	\$ -
319	Napa	Historic Courthouse	B2020-Exterior Windows	\$ 418,057	\$ 418,057	\$ -
320	Humboldt	Humboldt County Courthouse (Eureka)	B2020-Exterior Windows	\$ 452,961	\$ 452,961	\$ -
321	Nevada	Nevada City Courthouse Annex	B2020-Exterior Windows	\$ 1,067,109	\$ 455,762	\$ 611,347
322	Los Angeles	Beverly Hills Courthouse	B2020-Exterior Windows	\$ 615,408	\$ 489,372	\$ 126,036
323	Los Angeles	San Fernando Courthouse	B2020-Exterior Windows	\$ 680,756	\$ 567,819	\$ 112,937
324	Orange	Harbor Justice Center-Newport Beach Facility	B2020-Exterior Windows	\$ 616,005	\$ 616,005	\$ -
325	Los Angeles	Edmund D. Edelman Children's Court	B2020-Exterior Windows	\$ 887,333	\$ 621,044	\$ 266,289
326	San Luis Obispo	Courthouse Annex	B2020-Exterior Windows	\$ 659,542	\$ 659,542	\$ -
327	Orange	North Justice Center	B2020-Exterior Windows	\$ 730,754	\$ 659,944	\$ 70,810
328	Orange	North Justice Center	B2020-Exterior Windows	\$ 756,683	\$ 683,360	\$ 73,323
329	Kern	Bakersfield Justice Bldg.	B2020-Exterior Windows	\$ 769,197	\$ 769,197	\$ -
330	Los Angeles	Norwalk Courthouse	B2020-Exterior Windows	\$ 906,906	\$ 771,142	\$ 135,764
331	San Diego	Kearny Mesa Traffic Court KM3 Trailer	B2020-Exterior Windows	\$ 801,271	\$ 801,271	\$ -
332	Los Angeles	Metropolitan Courthouse	B2020-Exterior Windows	\$ 859,909	\$ 812,958	\$ 46,951
333	Los Angeles	Glendale Courthouse	B2020-Exterior Windows	\$ 916,711	\$ 829,990	\$ 86,721
334	Santa Barbara	Santa Maria Courts, Bldg G	B2020-Exterior Windows	\$ 934,836	\$ 902,023	\$ 32,813
335	San Bernardino	Chino Courthouse	B2020-Exterior Windows	\$ 910,227	\$ 910,227	\$ -
336	San Bernardino	Fontana Courthouse	B2020-Exterior Windows	\$ 989,243	\$ 989,243	\$ -
337	Los Angeles	Inglewood Courthouse	B2020-Exterior Windows	\$ 1,358,540	\$ 1,012,927	\$ 345,613
338	Ventura	Hall of Justice	B2020-Exterior Windows	\$ 1,528,800	\$ 1,068,020	\$ 460,780
339	San Bernardino	San Bernardino Courthouse - Annex	B2020-Exterior Windows	\$ 1,138,579	\$ 1,088,937	\$ 49,642
340	Santa Clara	Downtown Superior Court	B2020-Exterior Windows	\$ 1,121,298	\$ 1,121,298	\$ -



Line #	County	Facility Name	Project System Targeted for Renewal	Project Rough Order of Magnitude	Judicial Branch Share of Cost	County Share of Cost
341	Los Angeles	Norwalk Courthouse	B2020-Exterior Windows	\$ 1,354,953	\$ 1,152,117	\$ 202,836
342	Los Angeles	Central Arraignment Courts	B2020-Exterior Windows	\$ 1,354,953	\$ 1,222,574	\$ 132,379
343	Los Angeles	Pomona Courthouse South	B2020-Exterior Windows	\$ 1,225,815	\$ 1,225,815	\$ -
344	Los Angeles	Torrance Courthouse	B2020-Exterior Windows	\$ 1,368,258	\$ 1,237,316	\$ 130,942
345	Orange	Central Justice Center	B2020-Exterior Windows	\$ 1,274,923	\$ 1,274,923	\$ -
346	Solano	Hall of Justice	B2020-Exterior Windows	\$ 1,364,088	\$ 1,364,088	\$ -
347	Orange	West Justice Center	B2020-Exterior Windows	\$ 1,367,206	\$ 1,367,206	\$ -
348	Los Angeles	Van Nuys Courthouse East	B2020-Exterior Windows	\$ 1,534,068	\$ 1,376,673	\$ 157,395
349	San Diego	South County Regional Center	B2020-Exterior Windows	\$ 1,399,995	\$ 1,399,995	\$ -
350	Contra Costa	Bray Courts	B2020-Exterior Windows	\$ 1,834,057	\$ 1,568,486	\$ 265,571
351	San Bernardino	Rancho Cucamonga Courthouse	B2020-Exterior Windows	\$ 2,094,100	\$ 1,592,563	\$ 501,537
352	Fresno	B.F. Sisk Courthouse	B2020-Exterior Windows	\$ 1,736,840	\$ 1,736,840	\$ -
353	San Diego	East County Regional Center	B2020-Exterior Windows	\$ 2,692,298	\$ 1,822,955	\$ 869,343
354	Los Angeles	Alhambra Courthouse	B2020-Exterior Windows	\$ 2,265,542	\$ 1,948,366	\$ 317,176
355	Los Angeles	Compton Courthouse	B2020-Exterior Windows	\$ 2,053,366	\$ 2,053,366	\$ -
356	Los Angeles	Central Arraignment Courts	B2020-Exterior Windows	\$ 2,326,157	\$ 2,098,891	\$ 227,266
357	Fresno	Fresno County Courthouse	B2020-Exterior Windows	\$ 2,144,800	\$ 2,144,800	\$ -
358	Los Angeles	Alhambra Courthouse	B2020-Exterior Windows	\$ 2,837,449	\$ 2,440,206	\$ 397,243
359	Tulare	Visalia Superior Court	B2020-Exterior Windows	\$ 2,759,724	\$ 2,759,724	\$ -
360	Alameda	Wiley W. Manuel Courthouse	B2020-Exterior Windows	\$ 3,330,468	\$ 3,330,468	\$ -
361	Kern	Bakersfield Superior Court	B2020-Exterior Windows	\$ 4,107,810	\$ 4,107,810	\$ -
362	Los Angeles	Stanley Mosk Courthouse	B2020-Exterior Windows	\$ 6,566,287	\$ 6,386,371	\$ 179,916
363	Riverside	Hall of Justice	B2020-Exterior Windows	\$ 7,806,026	\$ 7,806,026	\$ -
364	Sacramento	Gordon Schaber Sacramento Superior Court	B2020-Exterior Windows	\$ 7,945,344	\$ 7,945,344	\$ -
365	Orange	Central Justice Center	B2020-Exterior Windows	\$ 18,360,986	\$ 18,360,986	\$ -
366	Los Angeles	Clara Shortridge Foltz Criminal Justice Center	B2020-Exterior Windows	\$ 27,844,266	\$ 19,154,071	\$ 8,690,195
367	Los Angeles	Clara Shortridge Foltz Criminal Justice Center	B2020-Exterior Windows	\$ 39,911,850	\$ 27,455,362	\$ 12,456,488
368	Sonoma	Main Adult Detention Facility	B2030-Exterior Doors	\$ 4,546	\$ 186	\$ 4,360
369	Contra Costa	Jail Annex	B2030-Exterior Doors	\$ 4,237	\$ 252	\$ 3,985
370	Los Angeles	Hall of Records	B2030-Exterior Doors	\$ 3,033	\$ 321	\$ 2,712
371	Los Angeles	Sylmar Juvenile Court	B2030-Exterior Doors	\$ 1,040	\$ 357	\$ 683
372	Contra Costa	Jail Annex	B2030-Exterior Doors	\$ 12,850	\$ 765	\$ 12,085
373	Los Angeles	Hall of Records	B2030-Exterior Doors	\$ 7,704	\$ 816	\$ 6,888



Line #	County	Facility Name	Project System Targeted for Renewal	Project Rough Order of Magnitude	Judicial Branch Share of Cost	County Share of Cost
374	Los Angeles	Edmund D. Edelman Children's Court	B2030-Exterior Doors	\$ 2,124	\$ 1,487	\$ 637
375	El Dorado	Bldg. C	B2030-Exterior Doors	\$ 8,075	\$ 1,672	\$ 6,403
376	El Dorado	Bldg. C	B2030-Exterior Doors	\$ 8,673	\$ 1,795	\$ 6,878
377	El Dorado	Bldg. C	B2030-Exterior Doors	\$ 9,065	\$ 1,876	\$ 7,189
378	Orange	North Justice Center	B2030-Exterior Doors	\$ 2,124	\$ 1,918	\$ 206
379	Riverside	Riverside Juvenile Court	B2030-Exterior Doors	\$ 4,485	\$ 2,213	\$ 2,272
380	Los Angeles	David M. Kenyon Juvenile Justice Center	B2030-Exterior Doors	\$ 5,551	\$ 2,257	\$ 3,294
381	Los Angeles	Malibu Courthouse	B2030-Exterior Doors	\$ 6,444	\$ 2,447	\$ 3,997
382	Los Angeles	Hall of Records	B2030-Exterior Doors	\$ 23,484	\$ 2,487	\$ 20,997
383	Lake	Lakeport Court Facility	B2030-Exterior Doors	\$ 8,679	\$ 2,604	\$ 6,075
384	Lake	Lakeport Court Facility	B2030-Exterior Doors	\$ 9,093	\$ 2,728	\$ 6,365
385	San Bernardino	Joshua Tree Courthouse	B2030-Exterior Doors	\$ 8,097	\$ 2,739	\$ 5,358
386	San Bernardino	Chino Courthouse	B2030-Exterior Doors	\$ 2,819	\$ 2,819	\$ -
387	El Dorado	Bldg. C	B2030-Exterior Doors	\$ 13,657	\$ 2,827	\$ 10,830
388	Los Angeles	El Monte Courthouse	B2030-Exterior Doors	\$ 5,349	\$ 3,109	\$ 2,240
389	Los Angeles	Inglewood Juvenile Court	B2030-Exterior Doors	\$ 3,189	\$ 3,189	\$ -
390	Riverside	Palm Springs Courts	B2030-Exterior Doors	\$ 8,315	\$ 3,377	\$ 4,938
391	Los Angeles	Los Padrinos Juvenile Court	B2030-Exterior Doors	\$ 13,082	\$ 3,836	\$ 9,246
392	Tulare	Visalia Superior Court	B2030-Exterior Doors	\$ 11,900	\$ 3,847	\$ 8,053
393	Nevada	Nevada City Courthouse Annex	B2030-Exterior Doors	\$ 9,065	\$ 3,872	\$ 5,193
394	Los Angeles	Alfred J. McCourtney Juvenile Justice Center	B2030-Exterior Doors	\$ 5,626	\$ 3,885	\$ 1,741
395	Riverside	Riverside Juvenile Court	B2030-Exterior Doors	\$ 8,097	\$ 3,995	\$ 4,102
396	San Luis Obispo	Courthouse Annex	B2030-Exterior Doors	\$ 8,064	\$ 4,011	\$ 4,053
397	Los Angeles	Torrance Courthouse	B2030-Exterior Doors	\$ 4,457	\$ 4,030	\$ 427
398	Los Angeles	Malibu Courthouse	B2030-Exterior Doors	\$ 10,648	\$ 4,044	\$ 6,604
399	San Diego	North County Regional Center - North	B2030-Exterior Doors	\$ 4,162	\$ 4,162	\$ -
400	Los Angeles	Van Nuys Courthouse West	B2030-Exterior Doors	\$ 5,225	\$ 4,205	\$ 1,020
401	Riverside	Riverside Juvenile Court	B2030-Exterior Doors	\$ 8,584	\$ 4,235	\$ 4,349
402	Santa Clara	Hall of Justice (West)	B2030-Exterior Doors	\$ 4,350	\$ 4,350	\$ -
403	Los Angeles	Malibu Courthouse	B2030-Exterior Doors	\$ 11,674	\$ 4,434	\$ 7,240
404	Orange	North Justice Center	B2030-Exterior Doors	\$ 5,064	\$ 4,573	\$ 491
405	Riverside	Corona	B2030-Exterior Doors	\$ 8,584	\$ 4,638	\$ 3,946
406	Los Angeles	David M. Kenyon Juvenile Justice Center	B2030-Exterior Doors	\$ 11,742	\$ 4,774	\$ 6,968
407	Los Angeles	Bellflower Courthouse	B2030-Exterior Doors	\$ 6,135	\$ 4,782	\$ 1,353
408	Alameda	Hayward Hall of Justice	B2030-Exterior Doors	\$ 5,092	\$ 5,092	\$ -



Line #	County	Facility Name	Project System Targeted for Renewal	Project Rough Order of Magnitude	Judicial Branch Share of Cost	County Share of Cost
409	Los Angeles	Hollywood Courthouse	B2030-Exterior Doors	\$ 5,809	\$ 5,291	\$ 518
410	Los Angeles	Inglewood Courthouse	B2030-Exterior Doors	\$ 7,243	\$ 5,400	\$ 1,843
411	Orange	Civil Complex Center ("CXC")	B2030-Exterior Doors	\$ 5,455	\$ 5,455	\$ -
412	Los Angeles	Metropolitan Courthouse	B2030-Exterior Doors	\$ 5,809	\$ 5,492	\$ 317
413	Tulare	Tulare Division	B2030-Exterior Doors	\$ 7,857	\$ 5,500	\$ 2,357
414	Del Norte	Del Norte County Superior Court	B2030-Exterior Doors	\$ 9,065	\$ 5,554	\$ 3,511
415	Los Angeles	Hollywood Courthouse	B2030-Exterior Doors	\$ 6,163	\$ 5,614	\$ 549
416	Los Angeles	Van Nuys Courthouse West	B2030-Exterior Doors	\$ 7,053	\$ 5,676	\$ 1,377
417	Nevada	Nevada City Courthouse	B2030-Exterior Doors	\$ 8,673	\$ 5,681	\$ 2,992
418	Tulare	Visalia Superior Court	B2030-Exterior Doors	\$ 17,839	\$ 5,767	\$ 12,072
419	Alameda	Fremont Hall of Justice	B2030-Exterior Doors	\$ 7,342	\$ 5,830	\$ 1,512
420	Nevada	Nevada City Courthouse	B2030-Exterior Doors	\$ 9,065	\$ 5,938	\$ 3,127
421	Kings	Avenal Court	B2030-Exterior Doors	\$ 6,164	\$ 6,164	\$ -
422	Los Angeles	West Covina Courthouse	B2030-Exterior Doors	\$ 6,254	\$ 6,254	\$ -
423	Santa Clara	Historic Courthouse	B2030-Exterior Doors	\$ 6,322	\$ 6,322	\$ -
424	Los Angeles	Van Nuys Courthouse East	B2030-Exterior Doors	\$ 7,053	\$ 6,329	\$ 724
425	Orange	Civil Complex Center ("CXC")	B2030-Exterior Doors	\$ 6,349	\$ 6,349	\$ -
426	Orange	Civil Complex Center ("CXC")	B2030-Exterior Doors	\$ 6,349	\$ 6,349	\$ -
427	Alameda	Fremont Hall of Justice	B2030-Exterior Doors	\$ 6,371	\$ 6,371	\$ -
428	Alameda	Hayward Hall of Justice	B2030-Exterior Doors	\$ 7,342	\$ 6,483	\$ 859
429	Los Angeles	East Los Angeles Courthouse	B2030-Exterior Doors	\$ 8,409	\$ 6,535	\$ 1,874
430	Los Angeles	David M. Kenyon Juvenile Justice Center	B2030-Exterior Doors	\$ 16,109	\$ 6,550	\$ 9,559
431	Alameda	Wiley W. Manuel Courthouse	B2030-Exterior Doors	\$ 7,923	\$ 6,639	\$ 1,284
432	Los Angeles	Alfred J. McCourtney Juvenile Justice Center	B2030-Exterior Doors	\$ 9,662	\$ 6,672	\$ 2,990
433	Los Angeles	West Covina Courthouse	B2030-Exterior Doors	\$ 6,910	\$ 6,910	\$ -
434	Los Angeles	Van Nuys Courthouse West	B2030-Exterior Doors	\$ 8,675	\$ 6,982	\$ 1,693
435	Los Angeles	Malibu Courthouse	B2030-Exterior Doors	\$ 18,490	\$ 7,023	\$ 11,467
436	Kern	Arvin/ Lamont Branch	B2030-Exterior Doors	\$ 11,539	\$ 7,028	\$ 4,511
437	Riverside	Palm Springs Courts	B2030-Exterior Doors	\$ 17,378	\$ 7,057	\$ 10,321
438	Los Angeles	El Monte Courthouse	B2030-Exterior Doors	\$ 12,326	\$ 7,164	\$ 5,162
439	Ventura	East County Courthouse	B2030-Exterior Doors	\$ 12,086	\$ 7,463	\$ 4,623
440	Fresno	B.F. Sisk Courthouse	B2030-Exterior Doors	\$ 7,527	\$ 7,527	\$ -
441	Los Angeles	Edmund D. Edelman Children's Court	B2030-Exterior Doors	\$ 10,946	\$ 7,661	\$ 3,285
442	Los Angeles	Whittier Courthouse	B2030-Exterior Doors	\$ 7,705	\$ 7,705	\$ -



Line #	County	Facility Name	Project System Targeted for Renewal	Project Rough Order of Magnitude	Judicial Branch Share of Cost	County Share of Cost
443	Los Angeles	Alfred J. McCourtney Juvenile Justice Center	B2030-Exterior Doors	\$ 11,252	\$ 7,770	\$ 3,482
444	Contra Costa	Concord Courthouse	B2030-Exterior Doors	\$ 7,923	\$ 7,923	\$ -
445	Contra Costa	Walnut Creek Courthouse	B2030-Exterior Doors	\$ 7,923	\$ 7,923	\$ -
446	Riverside	Palm Springs Courts	B2030-Exterior Doors	\$ 19,861	\$ 8,066	\$ 11,795
447	El Dorado	Cameron Park	B2030-Exterior Doors	\$ 8,075	\$ 8,075	\$ -
448	Los Angeles	San Fernando Courthouse	B2030-Exterior Doors	\$ 8,226	\$ 8,226	\$ -
449	San Diego	Kearny Mesa Traffic Court KM4 Trailer	B2030-Exterior Doors	\$ 8,334	\$ 8,334	\$ -
450	San Diego	Kearny Mesa Traffic Court KM5 & KM6 Trailer	B2030-Exterior Doors	\$ 8,334	\$ 8,334	\$ -
451	San Diego	South County Regional Center	B2030-Exterior Doors	\$ 8,334	\$ 8,334	\$ -
452	San Diego	Trailer - Storage A	B2030-Exterior Doors	\$ 8,334	\$ 8,334	\$ -
453	San Mateo	Northern Branch Courthouse	B2030-Exterior Doors	\$ 10,078	\$ 8,386	\$ 1,692
454	Los Angeles	Alfred J. McCourtney Juvenile Justice Center	B2030-Exterior Doors	\$ 12,166	\$ 8,401	\$ 3,765
455	Los Angeles	Alfred J. McCourtney Juvenile Justice Center	B2030-Exterior Doors	\$ 12,166	\$ 8,401	\$ 3,765
456	Contra Costa	Concord Courthouse	B2030-Exterior Doors	\$ 8,475	\$ 8,475	\$ -
457	Fresno	Fresno County Courthouse	B2030-Exterior Doors	\$ 8,487	\$ 8,487	\$ -
458	Los Angeles	Van Nuys Courthouse West	B2030-Exterior Doors	\$ 10,664	\$ 8,582	\$ 2,082
459	Tulare	Visalia Superior Court	B2030-Exterior Doors	\$ 26,576	\$ 8,592	\$ 17,984
460	Santa Clara	Hall of Justice (West)	B2030-Exterior Doors	\$ 8,701	\$ 8,701	\$ -
461	Santa Clara	Santa Clara Courthouse	B2030-Exterior Doors	\$ 8,701	\$ 8,701	\$ -
462	Los Angeles	Central Arraignment Courts	B2030-Exterior Doors	\$ 9,845	\$ 8,883	\$ 962
463	Riverside	Riverside Juvenile Justice Trailers	B2030-Exterior Doors	\$ 8,970	\$ 8,970	\$ -
464	El Dorado	Johnson Bldg.	B2030-Exterior Doors	\$ 9,065	\$ 9,065	\$ -
465	Sacramento	Gordon Schaber Sacramento Superior Court	B2030-Exterior Doors	\$ 9,065	\$ 9,065	\$ -
466	Sacramento	Gordon Schaber Sacramento Superior Court	B2030-Exterior Doors	\$ 9,065	\$ 9,065	\$ -
467	Humboldt	Humboldt County Courthouse (Eureka)	B2030-Exterior Doors	\$ 9,085	\$ 9,085	\$ -
468	San Bernardino	Joshua Tree Courthouse	B2030-Exterior Doors	\$ 26,911	\$ 9,104	\$ 17,807
469	Tulare	Visalia Superior Court	B2030-Exterior Doors	\$ 9,141	\$ 9,141	\$ -
470	San Diego	Department 10 Trailer	B2030-Exterior Doors	\$ 12,501	\$ 9,328	\$ 3,173
471	San Diego	Department 9 Trailer	B2030-Exterior Doors	\$ 12,501	\$ 9,328	\$ 3,173
472	Orange	North Justice Center	B2030-Exterior Doors	\$ 10,331	\$ 9,330	\$ 1,001



Line #	County	Facility Name	Project System Targeted for Renewal	Project Rough Order of Magnitude	Judicial Branch Share of Cost	County Share of Cost
473	Los Angeles	El Monte Courthouse	B2030-Exterior Doors	\$ 16,109	\$ 9,363	\$ 6,746
474	Los Angeles	Glendale Courthouse	B2030-Exterior Doors	\$ 10,453	\$ 9,464	\$ 989
475	Los Angeles	Santa Monica Courthouse	B2030-Exterior Doors	\$ 12,326	\$ 9,675	\$ 2,651
476	Del Norte	Del Norte County Superior Court	B2030-Exterior Doors	\$ 16,151	\$ 9,896	\$ 6,255
477	Los Angeles	Van Nuys Courthouse East	B2030-Exterior Doors	\$ 11,116	\$ 9,975	\$ 1,141
478	Solano	Solano Justice Building	B2030-Exterior Doors	\$ 13,228	\$ 10,067	\$ 3,161
479	San Diego	East County Regional Center	B2030-Exterior Doors	\$ 14,970	\$ 10,136	\$ 4,834
480	San Luis Obispo	1070 Palm St.	B2030-Exterior Doors	\$ 10,344	\$ 10,344	\$ -
481	Orange	Civil Complex Center ("CXC")	B2030-Exterior Doors	\$ 10,437	\$ 10,437	\$ -
482	Los Angeles	Van Nuys Courthouse East	B2030-Exterior Doors	\$ 11,632	\$ 10,439	\$ 1,193
483	San Bernardino	Fontana Courthouse	B2030-Exterior Doors	\$ 12,668	\$ 10,531	\$ 2,137
484	Sonoma	Hall of Justice	B2030-Exterior Doors	\$ 18,185	\$ 10,802	\$ 7,383
485	Kings	Corcoran Court	B2030-Exterior Doors	\$ 12,552	\$ 10,996	\$ 1,556
486	Kings	Corcoran Court	B2030-Exterior Doors	\$ 12,725	\$ 11,147	\$ 1,578
487	San Diego	East County Regional Center	B2030-Exterior Doors	\$ 16,668	\$ 11,286	\$ 5,382
488	Los Angeles	Alfred J. McCourtney Juvenile Justice Center	B2030-Exterior Doors	\$ 16,817	\$ 11,612	\$ 5,205
489	Orange	Civil Complex Center ("CXC")	B2030-Exterior Doors	\$ 11,833	\$ 11,833	\$ -
490	Los Angeles	Whittier Courthouse	B2030-Exterior Doors	\$ 11,856	\$ 11,856	\$ -
491	San Luis Obispo	Courthouse Annex	B2030-Exterior Doors	\$ 23,849	\$ 11,862	\$ 11,987
492	San Diego	Juvenile Court	B2030-Exterior Doors	\$ 15,957	\$ 11,907	\$ 4,050
493	Kern	Delano/North Kern Court	B2030-Exterior Doors	\$ 14,786	\$ 11,923	\$ 2,863
494	Kings	Avenal Court	B2030-Exterior Doors	\$ 11,942	\$ 11,942	\$ -
495	Los Angeles	Alfred J. McCourtney Juvenile Justice Center	B2030-Exterior Doors	\$ 17,454	\$ 12,052	\$ 5,402
496	San Bernardino	San Bernardino Courthouse - Annex	B2030-Exterior Doors	\$ 12,668	\$ 12,116	\$ 552
497	Kern	Taft Courts Bldg.	B2030-Exterior Doors	\$ 12,116	\$ 12,116	\$ -
498	Tulare	Visalia Superior Court	B2030-Exterior Doors	\$ 12,116	\$ 12,116	\$ -
499	San Luis Obispo	Grover Beach Branch	B2030-Exterior Doors	\$ 12,193	\$ 12,193	\$ -
500	San Luis Obispo	Grover Beach Branch	B2030-Exterior Doors	\$ 12,360	\$ 12,360	\$ -
501	Alameda	Hayward Hall of Justice	B2030-Exterior Doors	\$ 12,439	\$ 12,439	\$ -
502	Orange	Harbor Justice Center-Newport Beach Facility	B2030-Exterior Doors	\$ 14,783	\$ 12,465	\$ 2,318
503	San Diego	North County Regional Center - Annex	B2030-Exterior Doors	\$ 12,501	\$ 12,501	\$ -
504	San Diego	North County Regional Center - North	B2030-Exterior Doors	\$ 12,501	\$ 12,501	\$ -
505	San Diego	North County Regional Center - North	B2030-Exterior Doors	\$ 12,501	\$ 12,501	\$ -



Line #	County	Facility Name	Project System Targeted for Renewal	Project Rough Order of Magnitude	Judicial Branch Share of Cost	County Share of Cost
506	San Diego	Trailer - Family Support	B2030-Exterior Doors	\$ 12,501	\$ 12,501	\$ -
507	Los Angeles	Pomona Courthouse South	B2030-Exterior Doors	\$ 12,509	\$ 12,509	\$ -
508	Nevada	Nevada City Courthouse Annex	B2030-Exterior Doors	\$ 29,423	\$ 12,567	\$ 16,856
509	Kern	Shafter/Wasco Courts Bldg.	B2030-Exterior Doors	\$ 14,100	\$ 12,683	\$ 1,417
510	Alameda	George E. McDonald Hall of Justice	B2030-Exterior Doors	\$ 12,709	\$ 12,709	\$ -
511	Contra Costa	George D. Carroll Courthouse	B2030-Exterior Doors	\$ 12,712	\$ 12,712	\$ -
512	Contra Costa	Walnut Creek Courthouse	B2030-Exterior Doors	\$ 12,712	\$ 12,712	\$ -
513	Riverside	Riverside Juvenile Court	B2030-Exterior Doors	\$ 25,810	\$ 12,735	\$ 13,075
514	Santa Clara	Downtown Superior Court	B2030-Exterior Doors	\$ 13,051	\$ 13,051	\$ -
515	El Dorado	Cameron Park	B2030-Exterior Doors	\$ 13,085	\$ 13,085	\$ -
516	San Bernardino	Joshua Tree Courthouse	B2030-Exterior Doors	\$ 38,715	\$ 13,097	\$ 25,618
517	Los Angeles	Van Nuys Courthouse West	B2030-Exterior Doors	\$ 16,291	\$ 13,111	\$ 3,180
518	Santa Clara	Historic Courthouse	B2030-Exterior Doors	\$ 13,258	\$ 13,258	\$ -
519	San Diego	East County Regional Center	B2030-Exterior Doors	\$ 19,778	\$ 13,392	\$ 6,386
520	Los Angeles	Van Nuys Courthouse West	B2030-Exterior Doors	\$ 16,673	\$ 13,418	\$ 3,255
521	El Dorado	Cameron Park	B2030-Exterior Doors	\$ 13,597	\$ 13,597	\$ -
522	Santa Clara	Historic Courthouse	B2030-Exterior Doors	\$ 13,627	\$ 13,627	\$ -
523	Los Angeles	Beverly Hills Courthouse	B2030-Exterior Doors	\$ 17,289	\$ 13,748	\$ 3,541
524	Los Angeles	Beverly Hills Courthouse	B2030-Exterior Doors	\$ 17,428	\$ 13,859	\$ 3,569
525	Shasta	Main Courthouse	B2030-Exterior Doors	\$ 19,979	\$ 13,927	\$ 6,052
526	Los Angeles	El Monte Courthouse	B2030-Exterior Doors	\$ 24,027	\$ 13,964	\$ 10,063
527	Los Angeles	Compton Courthouse	B2030-Exterior Doors	\$ 21,264	\$ 14,062	\$ 7,202
528	El Dorado	Johnson Bldg.	B2030-Exterior Doors	\$ 14,071	\$ 14,071	\$ -
529	Los Angeles	Glendale Courthouse	B2030-Exterior Doors	\$ 15,555	\$ 14,083	\$ 1,472
530	Los Angeles	Van Nuys Courthouse West	B2030-Exterior Doors	\$ 17,559	\$ 14,131	\$ 3,428
531	Los Angeles	Santa Clarita Courthouse	B2030-Exterior Doors	\$ 16,109	\$ 14,239	\$ 1,870
532	Los Angeles	Malibu Courthouse	B2030-Exterior Doors	\$ 37,574	\$ 14,271	\$ 23,303
533	Kern	Bakersfield Juvenile Center	B2030-Exterior Doors	\$ 21,546	\$ 14,384	\$ 7,162
534	San Bernardino	Fontana Courthouse	B2030-Exterior Doors	\$ 17,460	\$ 14,514	\$ 2,946
535	Los Angeles	Glendale Courthouse	B2030-Exterior Doors	\$ 16,109	\$ 14,585	\$ 1,524
536	Napa	Historic Courthouse	B2030-Exterior Doors	\$ 15,533	\$ 14,599	\$ 934
537	San Luis Obispo	Courthouse Annex	B2030-Exterior Doors	\$ 14,879	\$ 14,879	\$ -
538	San Diego	Kearny Mesa Court	B2030-Exterior Doors	\$ 14,970	\$ 14,970	\$ -
539	Butte	Chico Courthouse	B2030-Exterior Doors	\$ 14,985	\$ 14,985	\$ -
540	San Mateo	Traffic/ Small Claims Annex	B2030-Exterior Doors	\$ 15,187	\$ 15,187	\$ -
541	Orange	Betty Lou Lamoreaux Justice Center	B2030-Exterior Doors	\$ 19,075	\$ 15,250	\$ 3,825



Line #	County	Facility Name	Project System Targeted for Renewal	Project Rough Order of Magnitude	Judicial Branch Share of Cost	County Share of Cost
542	Los Angeles	Santa Clarita Courthouse	B2030-Exterior Doors	\$ 17,289	\$ 15,282	\$ 2,007
543	Los Angeles	Pomona Courthouse North	B2030-Exterior Doors	\$ 15,410	\$ 15,410	\$ -
544	Sonoma	Hall of Justice	B2030-Exterior Doors	\$ 26,038	\$ 15,467	\$ 10,571
545	Ventura	Hall of Justice	B2030-Exterior Doors	\$ 15,573	\$ 15,573	\$ -
546	Los Angeles	Hollywood Courthouse	B2030-Exterior Doors	\$ 17,289	\$ 15,749	\$ 1,540
547	Alameda	Wiley W. Manuel Courthouse	B2030-Exterior Doors	\$ 15,834	\$ 15,834	\$ -
548	Alameda	George E. McDonald Hall of Justice	B2030-Exterior Doors	\$ 15,842	\$ 15,842	\$ -
549	Los Angeles	Glendale Courthouse	B2030-Exterior Doors	\$ 17,511	\$ 15,854	\$ 1,657
550	Sacramento	Gordon Schaber Sacramento Superior Court	B2030-Exterior Doors	\$ 16,151	\$ 16,151	\$ -
551	Contra Costa	Wakefield Taylor Courthouse	B2030-Exterior Doors	\$ 16,162	\$ 16,162	\$ -
552	Ventura	Hall of Justice	B2030-Exterior Doors	\$ 16,302	\$ 16,302	\$ -
553	Santa Clara	Hall of Justice (West)	B2030-Exterior Doors	\$ 16,441	\$ 16,441	\$ -
554	Los Angeles	Clara Shortridge Foltz Criminal Justice Center	B2030-Exterior Doors	\$ 24,027	\$ 16,528	\$ 7,499
555	San Diego	Kearny Mesa Traffic Court KM3 Trailer	B2030-Exterior Doors	\$ 16,668	\$ 16,668	\$ -
556	Nevada	Nevada City Courthouse Annex	B2030-Exterior Doors	\$ 39,255	\$ 16,766	\$ 22,489
557	Santa Barbara	Figueroa Division	B2030-Exterior Doors	\$ 16,793	\$ 16,793	\$ -
558	Contra Costa	Wakefield Taylor Courthouse	B2030-Exterior Doors	\$ 16,949	\$ 16,949	\$ -
559	Orange	Harbor Justice Center-Newport Beach Facility	B2030-Exterior Doors	\$ 20,126	\$ 16,970	\$ 3,156
560	Orange	North Justice Center	B2030-Exterior Doors	\$ 18,938	\$ 17,103	\$ 1,835
561	Los Angeles	Hollywood Courthouse	B2030-Exterior Doors	\$ 18,787	\$ 17,113	\$ 1,674
562	Alameda	Fremont Hall of Justice	B2030-Exterior Doors	\$ 17,173	\$ 17,173	\$ -
563	Alameda	George E. McDonald Hall of Justice	B2030-Exterior Doors	\$ 17,173	\$ 17,173	\$ -
564	Alameda	Hayward Hall of Justice	B2030-Exterior Doors	\$ 17,173	\$ 17,173	\$ -
565	Sacramento	Gordon Schaber Sacramento Superior Court	B2030-Exterior Doors	\$ 17,346	\$ 17,346	\$ -
566	Tulare	Tulare Division	B2030-Exterior Doors	\$ 25,103	\$ 17,572	\$ 7,531
567	Orange	Betty Lou Lamoreaux Justice Center	B2030-Exterior Doors	\$ 22,174	\$ 17,728	\$ 4,446
568	Imperial	Imperial County Courthouse	B2030-Exterior Doors	\$ 17,941	\$ 17,941	\$ -
569	Los Angeles	Beverly Hills Courthouse	B2030-Exterior Doors	\$ 23,115	\$ 18,381	\$ 4,734
570	Ventura	East County Courthouse	B2030-Exterior Doors	\$ 30,153	\$ 18,619	\$ 11,534
571	Alameda	Fremont Hall of Justice	B2030-Exterior Doors	\$ 23,888	\$ 18,967	\$ 4,921
572	Solano	Hall of Justice	B2030-Exterior Doors	\$ 26,181	\$ 19,065	\$ 7,116
573	San Mateo	Traffic/ Small Claims Annex	B2030-Exterior Doors	\$ 19,202	\$ 19,202	\$ -



Line #	County	Facility Name	Project System Targeted for Renewal	Project Rough Order of Magnitude	Judicial Branch Share of Cost	County Share of Cost
574	Los Angeles	Bellflower Courthouse	B2030-Exterior Doors	\$ 24,799	\$ 19,328	\$ 5,471
575	Los Angeles	Downey Courthouse	B2030-Exterior Doors	\$ 23,115	\$ 19,347	\$ 3,768
576	Los Angeles	Inglewood Courthouse	B2030-Exterior Doors	\$ 26,124	\$ 19,478	\$ 6,646
577	San Bernardino	Fontana Courthouse	B2030-Exterior Doors	\$ 23,748	\$ 19,742	\$ 4,006
578	Santa Barbara	Figuroa Division	B2030-Exterior Doors	\$ 19,808	\$ 19,808	\$ -
579	Orange	West Justice Center	B2030-Exterior Doors	\$ 22,174	\$ 20,107	\$ 2,067
580	Riverside	Palm Springs Courts	B2030-Exterior Doors	\$ 50,237	\$ 20,401	\$ 29,836
581	Los Angeles	Downey Courthouse	B2030-Exterior Doors	\$ 24,406	\$ 20,428	\$ 3,978
582	Los Angeles	Beverly Hills Courthouse	B2030-Exterior Doors	\$ 25,775	\$ 20,496	\$ 5,279
583	Los Angeles	Metropolitan Courthouse	B2030-Exterior Doors	\$ 21,877	\$ 20,683	\$ 1,194
584	San Diego	Kearny Mesa Court	B2030-Exterior Doors	\$ 20,835	\$ 20,835	\$ -
585	Los Angeles	Van Nuys Courthouse West	B2030-Exterior Doors	\$ 26,172	\$ 21,063	\$ 5,109
586	Nevada	Nevada City Courthouse	B2030-Exterior Doors	\$ 32,302	\$ 21,158	\$ 11,144
587	Kern	Bakersfield Justice Bldg.	B2030-Exterior Doors	\$ 21,546	\$ 21,546	\$ -
588	San Mateo	Central Branch	B2030-Exterior Doors	\$ 21,856	\$ 21,856	\$ -
589	Los Angeles	Stanley Mosk Courthouse	B2030-Exterior Doors	\$ 22,553	\$ 21,935	\$ 618
590	San Luis Obispo	Courthouse Annex	B2030-Exterior Doors	\$ 44,636	\$ 22,202	\$ 22,434
591	Los Angeles	Torrance Courthouse	B2030-Exterior Doors	\$ 24,653	\$ 22,294	\$ 2,359
592	Solano	Solano Justice Building	B2030-Exterior Doors	\$ 22,424	\$ 22,424	\$ -
593	Kern	Delano/North Kern Court	B2030-Exterior Doors	\$ 28,270	\$ 22,797	\$ 5,473
594	Contra Costa	Bray Courts	B2030-Exterior Doors	\$ 26,777	\$ 22,900	\$ 3,877
595	Napa	Historic Courthouse	B2030-Exterior Doors	\$ 24,474	\$ 23,003	\$ 1,471
596	Kern	Bakersfield Justice Bldg.	B2030-Exterior Doors	\$ 23,078	\$ 23,078	\$ -
597	Tulare	Visalia Superior Court	B2030-Exterior Doors	\$ 23,164	\$ 23,164	\$ -
598	Kern	Taft Courts Bldg.	B2030-Exterior Doors	\$ 23,800	\$ 23,800	\$ -
599	San Bernardino	Barstow Courthouse	B2030-Exterior Doors	\$ 30,554	\$ 23,811	\$ 6,743
600	San Luis Obispo	Courthouse Annex	B2030-Exterior Doors	\$ 23,849	\$ 23,849	\$ -
601	Alameda	Wiley W. Manuel Courthouse	B2030-Exterior Doors	\$ 23,892	\$ 23,892	\$ -
602	Santa Barbara	Santa Maria Courts Bldgs C + D	B2030-Exterior Doors	\$ 23,928	\$ 23,928	\$ -
603	Los Angeles	Santa Clarita Courthouse	B2030-Exterior Doors	\$ 27,163	\$ 24,009	\$ 3,154
604	San Diego	Kearny Mesa Court	B2030-Exterior Doors	\$ 24,094	\$ 24,094	\$ -
605	San Diego	North County Regional Center - Annex	B2030-Exterior Doors	\$ 24,094	\$ 24,094	\$ -
606	Orange	Harbor Justice Center-Newport Beach Facility	B2030-Exterior Doors	\$ 28,602	\$ 24,117	\$ 4,485
607	Solano	Hall of Justice	B2030-Exterior Doors	\$ 33,129	\$ 24,125	\$ 9,004
608	Kern	Shafter/Wasco Courts Bldg.	B2030-Exterior Doors	\$ 26,924	\$ 24,218	\$ 2,706



Line #	County	Facility Name	Project System Targeted for Renewal	Project Rough Order of Magnitude	Judicial Branch Share of Cost	County Share of Cost
609	Los Angeles	Whittier Courthouse	B2030-Exterior Doors	\$ 24,406	\$ 24,406	\$ -
610	Los Angeles	Torrance Courthouse	B2030-Exterior Doors	\$ 27,163	\$ 24,564	\$ 2,599
611	Los Angeles	Downey Courthouse	B2030-Exterior Doors	\$ 29,770	\$ 24,917	\$ 4,853
612	Orange	Betty Lou Lamoreaux Justice Center	B2030-Exterior Doors	\$ 31,277	\$ 25,006	\$ 6,271
613	Los Angeles	Alhambra Courthouse	B2030-Exterior Doors	\$ 29,322	\$ 25,217	\$ 4,105
614	Los Angeles	Stanley Mosk Courthouse	B2030-Exterior Doors	\$ 25,934	\$ 25,223	\$ 711
615	Los Angeles	Edmund D. Edelman Children's Court	B2030-Exterior Doors	\$ 36,217	\$ 25,348	\$ 10,869
616	Los Angeles	Parking Structure Lot 59- Whittier Admin CTR	B2030-Exterior Doors	\$ 25,517	\$ 25,517	\$ -
617	Alameda	George E. McDonald Hall of Justice	B2030-Exterior Doors	\$ 25,694	\$ 25,694	\$ -
618	Contra Costa	Concord Courthouse	B2030-Exterior Doors	\$ 25,699	\$ 25,699	\$ -
619	Contra Costa	Walnut Creek Courthouse	B2030-Exterior Doors	\$ 25,699	\$ 25,699	\$ -
620	Alameda	Wiley W. Manuel Courthouse	B2030-Exterior Doors	\$ 30,849	\$ 25,851	\$ 4,998
621	Los Angeles	Alfred J. McCourtney Juvenile Justice Center	B2030-Exterior Doors	\$ 37,655	\$ 26,001	\$ 11,654
622	Santa Barbara	Santa Maria Courts, Bldg F	B2030-Exterior Doors	\$ 26,059	\$ 26,059	\$ -
623	Humboldt	Humboldt County Courthouse (Eureka)	B2030-Exterior Doors	\$ 26,083	\$ 26,083	\$ -
624	Shasta	Main Courthouse	B2030-Exterior Doors	\$ 38,266	\$ 26,675	\$ 11,591
625	Solano	Solano Justice Building	B2030-Exterior Doors	\$ 26,993	\$ 26,993	\$ -
626	Riverside	Hall of Justice	B2030-Exterior Doors	\$ 27,069	\$ 27,069	\$ -
627	Los Angeles	Inglewood Courthouse	B2030-Exterior Doors	\$ 37,134	\$ 27,687	\$ 9,447
628	San Bernardino	Victorville Courthouse-Dept. N-1	B2030-Exterior Doors	\$ 43,649	\$ 28,044	\$ 15,605
629	Imperial	Imperial County Courthouse	B2030-Exterior Doors	\$ 28,628	\$ 28,628	\$ -
630	San Mateo	Northern Branch Courthouse	B2030-Exterior Doors	\$ 34,851	\$ 29,000	\$ 5,851
631	Los Angeles	East Los Angeles Courthouse	B2030-Exterior Doors	\$ 37,666	\$ 29,274	\$ 8,392
632	Los Angeles	Beverly Hills Courthouse	B2030-Exterior Doors	\$ 36,979	\$ 29,406	\$ 7,573
633	San Bernardino	Barstow Courthouse	B2030-Exterior Doors	\$ 38,004	\$ 29,617	\$ 8,387
634	Los Angeles	East Los Angeles Courthouse	B2030-Exterior Doors	\$ 38,525	\$ 29,942	\$ 8,583
635	Kern	Arvin/ Lamont Branch	B2030-Exterior Doors	\$ 49,351	\$ 30,060	\$ 19,291
636	Santa Barbara	Santa Maria Courts, Bldg G	B2030-Exterior Doors	\$ 30,175	\$ 30,175	\$ -
637	Los Angeles	Santa Monica Courthouse	B2030-Exterior Doors	\$ 38,662	\$ 30,346	\$ 8,316
638	Santa Barbara	Santa Maria Courts, Bldgs. A + B	B2030-Exterior Doors	\$ 30,622	\$ 30,622	\$ -
639	Kern	Bakersfield Juvenile Center	B2030-Exterior Doors	\$ 45,871	\$ 30,623	\$ 15,248
640	Kern	Bakersfield Juvenile Center	B2030-Exterior Doors	\$ 46,156	\$ 30,814	\$ 15,342
641	Los Angeles	Van Nuys Courthouse East	B2030-Exterior Doors	\$ 34,701	\$ 31,141	\$ 3,560
642	Kings	Avenal Court	B2030-Exterior Doors	\$ 31,427	\$ 31,427	\$ -



Line #	County	Facility Name	Project System Targeted for Renewal	Project Rough Order of Magnitude	Judicial Branch Share of Cost	County Share of Cost
643	Los Angeles	El Monte Courthouse	B2030-Exterior Doors	\$ 54,325	\$ 31,574	\$ 22,751
644	Los Angeles	Norwalk Courthouse	B2030-Exterior Doors	\$ 37,666	\$ 32,027	\$ 5,639
645	Kings	Corcoran Court	B2030-Exterior Doors	\$ 36,982	\$ 32,396	\$ 4,586
646	Santa Clara	Downtown Superior Court	B2030-Exterior Doors	\$ 32,882	\$ 32,882	\$ -
647	Los Angeles	Pomona Courthouse South	B2030-Exterior Doors	\$ 34,023	\$ 34,023	\$ -
648	Los Angeles	West Covina Courthouse	B2030-Exterior Doors	\$ 34,023	\$ 34,023	\$ -
649	Alameda	Fremont Hall of Justice	B2030-Exterior Doors	\$ 43,181	\$ 34,286	\$ 8,895
650	Solano	Hall of Justice	B2030-Exterior Doors	\$ 47,238	\$ 34,399	\$ 12,839
651	Kern	Arvin/ Lamont Branch	B2030-Exterior Doors	\$ 57,338	\$ 34,925	\$ 22,413
652	Los Angeles	Central Arraignment Courts	B2030-Exterior Doors	\$ 38,777	\$ 34,988	\$ 3,789
653	Riverside	Corona	B2030-Exterior Doors	\$ 64,776	\$ 34,998	\$ 29,778
654	Los Angeles	Inglewood Juvenile Court	B2030-Exterior Doors	\$ 35,015	\$ 35,015	\$ -
655	Orange	North Justice Center	B2030-Exterior Doors	\$ 39,550	\$ 35,718	\$ 3,832
656	San Mateo	Northern Branch Courthouse	B2030-Exterior Doors	\$ 43,968	\$ 36,586	\$ 7,382
657	Kern	Bakersfield Justice Bldg.	B2030-Exterior Doors	\$ 36,757	\$ 36,757	\$ -
658	Los Angeles	Beverly Hills Courthouse	B2030-Exterior Doors	\$ 46,967	\$ 37,348	\$ 9,619
659	Los Angeles	Edmund D. Edelman Children's Court	B2030-Exterior Doors	\$ 53,486	\$ 37,435	\$ 16,051
660	Los Angeles	East Los Angeles Courthouse	B2030-Exterior Doors	\$ 49,224	\$ 38,257	\$ 10,967
661	Kern	Delano/North Kern Court	B2030-Exterior Doors	\$ 47,599	\$ 38,384	\$ 9,215
662	Los Angeles	Van Nuys Courthouse East	B2030-Exterior Doors	\$ 43,236	\$ 38,800	\$ 4,436
663	Orange	West Justice Center	B2030-Exterior Doors	\$ 39,097	\$ 39,097	\$ -
664	Los Angeles	East Los Angeles Courthouse	B2030-Exterior Doors	\$ 51,702	\$ 40,183	\$ 11,519
665	Los Angeles	Metropolitan Courthouse	B2030-Exterior Doors	\$ 42,594	\$ 40,268	\$ 2,326
666	Solano	Solano Justice Building	B2030-Exterior Doors	\$ 40,324	\$ 40,324	\$ -
667	Los Angeles	East Los Angeles Courthouse	B2030-Exterior Doors	\$ 52,276	\$ 40,629	\$ 11,647
668	San Diego	East County Regional Center	B2030-Exterior Doors	\$ 60,234	\$ 40,784	\$ 19,450
669	Los Angeles	Inglewood Courthouse	B2030-Exterior Doors	\$ 54,871	\$ 40,912	\$ 13,959
670	Los Angeles	Hollywood Courthouse	B2030-Exterior Doors	\$ 45,106	\$ 41,087	\$ 4,019
671	Kern	Shafter/Wasco Courts Bldg.	B2030-Exterior Doors	\$ 45,871	\$ 41,261	\$ 4,610
672	Kern	Bakersfield Juvenile Center	B2030-Exterior Doors	\$ 63,451	\$ 42,360	\$ 21,091
673	Los Angeles	Whittier Courthouse	B2030-Exterior Doors	\$ 42,529	\$ 42,529	\$ -
674	Los Angeles	Santa Monica Courthouse	B2030-Exterior Doors	\$ 56,360	\$ 44,237	\$ 12,123
675	Tulare	Visalia Superior Court	B2030-Exterior Doors	\$ 44,358	\$ 44,358	\$ -
676	Tulare	Visalia Superior Court	B2030-Exterior Doors	\$ 44,358	\$ 44,358	\$ -
677	San Diego	Juvenile Court	B2030-Exterior Doors	\$ 60,234	\$ 44,947	\$ 15,287
678	Orange	Betty Lou Lamoreaux Justice Center	B2030-Exterior Doors	\$ 57,204	\$ 45,735	\$ 11,469



Line #	County	Facility Name	Project System Targeted for Renewal	Project Rough Order of Magnitude	Judicial Branch Share of Cost	County Share of Cost
679	Napa	Historic Courthouse	B2030-Exterior Doors	\$ 48,947	\$ 46,005	\$ 2,942
680	Orange	Harbor Justice Center-Newport Beach Facility	B2030-Exterior Doors	\$ 54,735	\$ 46,153	\$ 8,582
681	San Diego	County Courthouse	B2030-Exterior Doors	\$ 60,234	\$ 46,633	\$ 13,601
682	Los Angeles	Pomona Courthouse North	B2030-Exterior Doors	\$ 46,781	\$ 46,781	\$ -
683	Los Angeles	Edmund D. Edelman Children's Court	B2030-Exterior Doors	\$ 67,659	\$ 47,355	\$ 20,304
684	San Diego	North County Regional Center - North	B2030-Exterior Doors	\$ 47,872	\$ 47,872	\$ -
685	Ventura	East County Courthouse	B2030-Exterior Doors	\$ 77,908	\$ 48,108	\$ 29,800
686	San Bernardino	Victorville Courthouse-Dept. N-1	B2030-Exterior Doors	\$ 76,008	\$ 48,835	\$ 27,173
687	San Bernardino	San Bernardino Courthouse - Annex	B2030-Exterior Doors	\$ 51,076	\$ 48,849	\$ 2,227
688	Solano	Hall of Justice	B2030-Exterior Doors	\$ 67,207	\$ 48,940	\$ 18,267
689	Los Angeles	Compton Courthouse	B2030-Exterior Doors	\$ 49,597	\$ 49,597	\$ -
690	Los Angeles	Pomona Courthouse North	B2030-Exterior Doors	\$ 49,597	\$ 49,597	\$ -
691	Santa Barbara	Santa Maria Courts Bldgs C + D	B2030-Exterior Doors	\$ 90,834	\$ 49,686	\$ 41,148
692	Kern	Bakersfield Superior Court	B2030-Exterior Doors	\$ 50,002	\$ 50,002	\$ -
693	Alameda	Fremont Hall of Justice	B2030-Exterior Doors	\$ 64,234	\$ 51,002	\$ 13,232
694	Los Angeles	Glendale Courthouse	B2030-Exterior Doors	\$ 56,360	\$ 51,028	\$ 5,332
695	Fresno	Fresno County Courthouse	B2030-Exterior Doors	\$ 51,278	\$ 51,278	\$ -
696	Contra Costa	Wakefield Taylor Courthouse	B2030-Exterior Doors	\$ 51,398	\$ 51,398	\$ -
697	Riverside	Hemet	B2030-Exterior Doors	\$ 51,620	\$ 51,620	\$ -
698	Los Angeles	Alhambra Courthouse	B2030-Exterior Doors	\$ 60,024	\$ 51,621	\$ 8,403
699	Orange	North Justice Center	B2030-Exterior Doors	\$ 57,663	\$ 52,075	\$ 5,588
700	Los Angeles	Inglewood Courthouse	B2030-Exterior Doors	\$ 70,030	\$ 52,214	\$ 17,816
701	Santa Clara	Hall of Justice (East)	B2030-Exterior Doors	\$ 52,587	\$ 52,587	\$ -
702	Los Angeles	Norwalk Courthouse	B2030-Exterior Doors	\$ 62,475	\$ 53,122	\$ 9,353
703	Los Angeles	Clara Shortridge Foltz Criminal Justice Center	B2030-Exterior Doors	\$ 77,553	\$ 53,349	\$ 24,204
704	Alameda	Wiley W. Manuel Courthouse	B2030-Exterior Doors	\$ 64,248	\$ 54,983	\$ 9,265
705	Orange	Betty Lou Lamoreaux Justice Center	B2030-Exterior Doors	\$ 69,417	\$ 55,499	\$ 13,918
706	Fresno	Fresno County Courthouse	B2030-Exterior Doors	\$ 56,975	\$ 56,975	\$ -
707	Orange	West Justice Center	B2030-Exterior Doors	\$ 57,204	\$ 57,204	\$ -
708	San Diego	County Courthouse	B2030-Exterior Doors	\$ 74,852	\$ 57,950	\$ 16,902
709	Alameda	Fremont Hall of Justice	B2030-Exterior Doors	\$ 73,198	\$ 58,119	\$ 15,079
710	San Bernardino	San Bernardino Courthouse - Annex	B2030-Exterior Doors	\$ 63,340	\$ 60,578	\$ 2,762
711	Los Angeles	Whittier Courthouse	B2030-Exterior Doors	\$ 61,997	\$ 61,997	\$ -
712	Orange	Central Justice Center	B2030-Exterior Doors	\$ 62,555	\$ 62,555	\$ -



Line #	County	Facility Name	Project System Targeted for Renewal	Project Rough Order of Magnitude	Judicial Branch Share of Cost	County Share of Cost
713	Los Angeles	Compton Courthouse	B2030-Exterior Doors	\$ 97,625	\$ 64,559	\$ 33,066
714	San Luis Obispo	Courthouse Annex	B2030-Exterior Doors	\$ 130,619	\$ 64,970	\$ 65,649
715	Kern	Bakersfield Justice Bldg.	B2030-Exterior Doors	\$ 68,806	\$ 68,806	\$ -
716	Los Angeles	Downey Courthouse	B2030-Exterior Doors	\$ 86,795	\$ 72,647	\$ 14,148
717	Los Angeles	Torrance Courthouse	B2030-Exterior Doors	\$ 80,547	\$ 72,839	\$ 7,708
718	Orange	West Justice Center	B2030-Exterior Doors	\$ 82,830	\$ 75,110	\$ 7,720
719	Los Angeles	Metropolitan Courthouse	B2030-Exterior Doors	\$ 80,121	\$ 75,746	\$ 4,375
720	Santa Barbara	Santa Maria Courts, Bldg G	B2030-Exterior Doors	\$ 78,667	\$ 75,906	\$ 2,761
721	Los Angeles	Stanley Mosk Courthouse	B2030-Exterior Doors	\$ 78,658	\$ 76,503	\$ 2,155
722	Los Angeles	Clara Shortridge Foltz Criminal Justice Center	B2030-Exterior Doors	\$ 113,430	\$ 78,028	\$ 35,402
723	Los Angeles	Alhambra Courthouse	B2030-Exterior Doors	\$ 91,099	\$ 78,345	\$ 12,754
724	Orange	Harbor Justice Center-Newport Beach Facility	B2030-Exterior Doors	\$ 94,663	\$ 79,820	\$ 14,843
725	Los Angeles	Metropolitan Courthouse	B2030-Exterior Doors	\$ 84,541	\$ 79,925	\$ 4,616
726	San Diego	North County Regional Center - North	B2030-Exterior Doors	\$ 84,327	\$ 84,327	\$ -
727	Los Angeles	Clara Shortridge Foltz Criminal Justice Center	B2030-Exterior Doors	\$ 125,552	\$ 86,367	\$ 39,185
728	San Bernardino	Chino Courthouse	B2030-Exterior Doors	\$ 88,434	\$ 88,434	\$ -
729	Los Angeles	Stanley Mosk Courthouse	B2030-Exterior Doors	\$ 93,934	\$ 91,360	\$ 2,574
730	Orange	Central Justice Center	B2030-Exterior Doors	\$ 92,967	\$ 92,967	\$ -
731	Santa Barbara	Santa Maria Courts Bldgs C + D	B2030-Exterior Doors	\$ 95,713	\$ 95,713	\$ -
732	Los Angeles	Stanley Mosk Courthouse	B2030-Exterior Doors	\$ 99,232	\$ 96,513	\$ 2,719
733	Sacramento	Gordon Schaber Sacramento Superior Court	B2030-Exterior Doors	\$ 104,681	\$ 104,681	\$ -
734	Riverside	Hall of Justice	B2030-Exterior Doors	\$ 107,076	\$ 107,076	\$ -
735	Placer	Historic Courthouse	B2030-Exterior Doors	\$ 143,987	\$ 110,870	\$ 33,117
736	Los Angeles	Bellflower Courthouse	B2030-Exterior Doors	\$ 153,103	\$ 119,328	\$ 33,775
737	Orange	Central Justice Center	B2030-Exterior Doors	\$ 133,044	\$ 121,296	\$ 11,748
738	Los Angeles	Pomona Courthouse South	B2030-Exterior Doors	\$ 123,993	\$ 123,993	\$ -
739	Kern	Bakersfield Superior Court	B2030-Exterior Doors	\$ 126,144	\$ 126,144	\$ -
740	Los Angeles	Metropolitan Courthouse	B2030-Exterior Doors	\$ 135,318	\$ 127,930	\$ 7,388
741	Los Angeles	Stanley Mosk Courthouse	B2030-Exterior Doors	\$ 135,590	\$ 131,875	\$ 3,715
742	San Francisco	Polk St. Annex	B2030-Exterior Doors	\$ 132,871	\$ 132,871	\$ -
743	Los Angeles	San Fernando Courthouse	B2030-Exterior Doors	\$ 160,221	\$ 133,640	\$ 26,581
744	Los Angeles	Central Arraignment Courts	B2030-Exterior Doors	\$ 150,663	\$ 135,943	\$ 14,720



Line #	County	Facility Name	Project System Targeted for Renewal	Project Rough Order of Magnitude	Judicial Branch Share of Cost	County Share of Cost
745	Los Angeles	Bellflower Courthouse	B2030-Exterior Doors	\$ 177,216	\$ 138,122	\$ 39,094
746	Orange	West Justice Center	B2030-Exterior Doors	\$ 157,909	\$ 143,192	\$ 14,717
747	San Diego	South County Regional Center	B2030-Exterior Doors	\$ 157,190	\$ 157,190	\$ -
748	Los Angeles	West Covina Courthouse	B2030-Exterior Doors	\$ 161,191	\$ 161,191	\$ -
749	Orange	Central Justice Center	B2030-Exterior Doors	\$ 163,440	\$ 163,440	\$ -
750	Los Angeles	Bellflower Courthouse	B2030-Exterior Doors	\$ 219,655	\$ 171,199	\$ 48,456
751	Riverside	Family Law Court	B2030-Exterior Doors	\$ 200,206	\$ 200,206	\$ -
752	Los Angeles	Stanley Mosk Courthouse	B2030-Exterior Doors	\$ 217,792	\$ 211,824	\$ 5,968
753	Los Angeles	Norwalk Courthouse	B2030-Exterior Doors	\$ 475,796	\$ 404,569	\$ 71,227
754	Sacramento	Carol Miller Justice Center Court Facility	B2030-Exterior Doors	\$ 528,655	\$ 516,760	\$ 11,895
755	San Francisco	Civic Center Courthouse	B2039-Other Doors and Entrances	\$ 4,387	\$ 4,387	\$ -
756	Los Angeles	Alfred J. McCourtney Juvenile Justice Center	B3010-Roof Coverings	\$ 35,165	\$ 24,281	\$ 10,884
757	Los Angeles	Norwalk Courthouse	B3010-Roof Coverings	\$ 46,163	\$ 39,252	\$ 6,911
758	Los Angeles	Norwalk Courthouse	B3010-Roof Coverings	\$ 81,150	\$ 69,002	\$ 12,148
759	Los Angeles	Hollywood Courthouse	B3010-Roof Coverings	\$ 209,569	\$ 190,896	\$ 18,673
760	Los Angeles	Alfred J. McCourtney Juvenile Justice Center	B3010-Roof Coverings	\$ 300,956	\$ 207,810	\$ 93,146
761	Los Angeles	Alfred J. McCourtney Juvenile Justice Center	B3010-Roof Coverings	\$ 375,074	\$ 258,989	\$ 116,085
762	Los Angeles	East Los Angeles Courthouse	B3010-Roof Coverings	\$ 405,750	\$ 315,349	\$ 90,401
763	Los Angeles	Norwalk Courthouse	B3010-Roof Coverings	\$ 375,074	\$ 318,925	\$ 56,149
764	Los Angeles	Metropolitan Courthouse	B3010-Roof Coverings	\$ 396,795	\$ 375,130	\$ 21,665
765	Los Angeles	Alhambra Courthouse	B3010-Roof Coverings	\$ 468,996	\$ 403,337	\$ 65,659
766	Los Angeles	Clara Shortridge Foltz Criminal Justice Center	B3010-Roof Coverings	\$ 738,479	\$ 508,000	\$ 230,479
767	Los Angeles	Michael D. Antonovich Antelope Valley Courthouse	B3010-Roof Coverings	\$ 731,703	\$ 537,875	\$ 193,828
768	Los Angeles	Clara Shortridge Foltz Criminal Justice Center	B3010-Roof Coverings	\$ 923,258	\$ 635,109	\$ 288,149
769	Los Angeles	Central Arraignment Courts	B3010-Roof Coverings	\$ 743,876	\$ 671,199	\$ 72,677
770	Los Angeles	Michael D. Antonovich Antelope Valley Courthouse	B3010-Roof Coverings	\$ 995,388	\$ 731,710	\$ 263,678
771	Los Angeles	Clara Shortridge Foltz Criminal Justice Center	B3011-Roof Finishes	\$ 38,705	\$ 26,625	\$ 12,080



Line #	County	Facility Name	Project System Targeted for Renewal	Project Rough Order of Magnitude	Judicial Branch Share of Cost	County Share of Cost
772	Los Angeles	Clara Shortridge Foltz Criminal Justice Center	B3015-Roof Eaves and Soffits	\$ 197,721	\$ 136,012	\$ 61,709
773	Los Angeles	Clara Shortridge Foltz Criminal Justice Center	B3015-Roof Eaves and Soffits	\$ 601,392	\$ 413,698	\$ 187,694
774	Orange	Civil Complex Center ("CXC")	B3021-Glazed Roof Openings	\$ 1,289	\$ 1,289	\$ -
775	San Mateo	Northern Branch Courthouse	B3021-Glazed Roof Openings	\$ 1,838	\$ 1,529	\$ 309
776	Contra Costa	Concord Courthouse	B3021-Glazed Roof Openings	\$ 3,301	\$ 3,301	\$ -
777	Los Angeles	Downey Courthouse	B3021-Glazed Roof Openings	\$ 6,976	\$ 5,839	\$ 1,137
778	Orange	West Justice Center	B3021-Glazed Roof Openings	\$ 9,842	\$ 9,842	\$ -
779	Los Angeles	East Los Angeles Courthouse	B3021-Glazed Roof Openings	\$ 16,735	\$ 13,006	\$ 3,729
780	Kern	Shafter/Wasco Courts Bldg.	B3021-Glazed Roof Openings	\$ 15,333	\$ 13,792	\$ 1,541
781	Nevada	Nevada City Courthouse	B3021-Glazed Roof Openings	\$ 43,604	\$ 28,561	\$ 15,043
782	Santa Clara	Historic Courthouse	B3021-Glazed Roof Openings	\$ 31,786	\$ 31,786	\$ -
783	Solano	Solano Justice Building	B3021-Glazed Roof Openings	\$ 45,751	\$ 34,817	\$ 10,934
784	Kern	Arvin/ Lamont Branch	B3021-Glazed Roof Openings	\$ 61,332	\$ 37,357	\$ 23,975
785	Orange	Harbor Justice Center-Newport Beach Facility	B3021-Glazed Roof Openings	\$ 54,675	\$ 54,675	\$ -
786	Imperial	Imperial County Courthouse	B3021-Glazed Roof Openings	\$ 65,221	\$ 65,221	\$ -
787	Los Angeles	Van Nuys Courthouse West	B3021-Glazed Roof Openings	\$ 156,389	\$ 125,862	\$ 30,527
788	Del Norte	Del Norte County Superior Court	B3021-Glazed Roof Openings	\$ 254,670	\$ 156,036	\$ 98,634
789	Orange	Betty Lou Lamoreaux Justice Center	B3021-Glazed Roof Openings	\$ 221,719	\$ 177,264	\$ 44,455
790	Los Angeles	Edmund D. Edelman Children's Court	B3021-Glazed Roof Openings	\$ 350,327	\$ 245,194	\$ 105,133
791	San Luis Obispo	Courthouse Annex	B3021-Glazed Roof Openings	\$ 787,406	\$ 391,656	\$ 395,750
792	San Diego	East County Regional Center	B3021-Glazed Roof Openings	\$ 778,000	\$ 526,784	\$ 251,216
793	Riverside	Corona	B3022-Roof Hatches	\$ 1,719	\$ 929	\$ 790
794	Tulare	Tulare Division	B3022-Roof Hatches	\$ 1,567	\$ 1,097	\$ 470
795	San Diego	Kearny Mesa Court	B3022-Roof Hatches	\$ 1,636	\$ 1,636	\$ -
796	Contra Costa	Concord Courthouse	B3022-Roof Hatches	\$ 1,723	\$ 1,723	\$ -
797	Contra Costa	Walnut Creek Courthouse	B3022-Roof Hatches	\$ 1,723	\$ 1,723	\$ -
798	Los Angeles	El Monte Courthouse	B3022-Roof Hatches	\$ 3,398	\$ 1,975	\$ 1,423
799	Nevada	Nevada City Courthouse	B3022-Roof Hatches	\$ 3,638	\$ 2,383	\$ 1,255
800	Los Angeles	Eastlake Juvenile Court	B3022-Roof Hatches	\$ 5,097	\$ 2,792	\$ 2,305
801	Orange	Central Justice Center	B3022-Roof Hatches	\$ 3,425	\$ 3,123	\$ 302
802	Fresno	Fresno County Courthouse	B3022-Roof Hatches	\$ 3,309	\$ 3,174	\$ 135
803	Orange	West Justice Center	B3022-Roof Hatches	\$ 3,425	\$ 3,425	\$ -
804	Los Angeles	Santa Clarita Courthouse	B3022-Roof Hatches	\$ 5,091	\$ 4,500	\$ 591



Line #	County	Facility Name	Project System Targeted for Renewal	Project Rough Order of Magnitude	Judicial Branch Share of Cost	County Share of Cost
805	Mendocino	County Courthouse	B30-Roofing	\$ 1,204	\$ 814	\$ 390
806	Orange	Betty Lou Lamoreaux Justice Center	B30-Roofing	\$ 1,421	\$ 1,136	\$ 285
807	San Mateo	Northern Branch Courthouse	B30-Roofing	\$ 1,554	\$ 1,293	\$ 261
808	Santa Barbara	Santa Maria Courts Bldgs C + D	B30-Roofing	\$ 2,517	\$ 1,377	\$ 1,140
809	San Mateo	Central Branch	B30-Roofing	\$ 1,486	\$ 1,486	\$ -
810	Santa Barbara	Santa Maria Courts, Bldgs. A + B	B30-Roofing	\$ 6,562	\$ 1,511	\$ 5,051
811	San Mateo	Traffic/ Small Claims Annex	B30-Roofing	\$ 1,554	\$ 1,554	\$ -
812	Los Angeles	Burbank Courthouse	B30-Roofing	\$ 3,054	\$ 2,772	\$ 282
813	Los Angeles	San Fernando Courthouse	B30-Roofing	\$ 2,959	\$ 2,959	\$ -
814	Los Angeles	Monrovia Training Center	B30-Roofing	\$ 4,487	\$ 3,154	\$ 1,333
815	San Luis Obispo	1070 Palm St.	B30-Roofing	\$ 3,565	\$ 3,565	\$ -
816	Santa Cruz	Main Courthouse	B30-Roofing	\$ 3,733	\$ 3,700	\$ 33
817	Contra Costa	Concord Courthouse	B30-Roofing	\$ 3,788	\$ 3,788	\$ -
818	San Diego	Juvenile Court	B30-Roofing	\$ 5,418	\$ 4,043	\$ 1,375
819	Santa Barbara	Santa Maria Courts, Bldg F	B30-Roofing	\$ 4,805	\$ 4,805	\$ -
820	Alameda	Hayward Hall of Justice	B30-Roofing	\$ 5,932	\$ 5,238	\$ 694
821	Los Angeles	Hall of Records	B30-Roofing	\$ 59,439	\$ 6,295	\$ 53,144
822	Santa Barbara	Santa Maria Courts Bldgs C + D	B30-Roofing	\$ 14,367	\$ 7,859	\$ 6,508
823	Santa Barbara	Santa Maria Courts, Bldg F	B30-Roofing	\$ 8,068	\$ 8,068	\$ -
824	Los Angeles	Monrovia Training Center	B30-Roofing	\$ 13,772	\$ 9,680	\$ 4,092
825	Los Angeles	Chatsworth Courthouse	B30-Roofing	\$ 11,844	\$ 9,925	\$ 1,919
826	Los Angeles	Monrovia Training Center	B30-Roofing	\$ 14,547	\$ 10,225	\$ 4,322
827	Butte	Butte County Courthouse	B30-Roofing	\$ 10,418	\$ 10,418	\$ -
828	Riverside	Blythe Courthouse - Superior Court	B30-Roofing	\$ 10,432	\$ 10,432	\$ -
829	Riverside	Blythe Courthouse - Superior Court	B30-Roofing	\$ 11,122	\$ 11,122	\$ -
830	Santa Barbara	Santa Maria Juvenile Court (New)	B30-Roofing	\$ 12,143	\$ 12,143	\$ -
831	Santa Barbara	Figueroa Division	B30-Roofing	\$ 12,876	\$ 12,876	\$ -
832	San Bernardino	Victorville Courthouse-Dept. N-1	B30-Roofing	\$ 20,925	\$ 13,444	\$ 7,481
833	Santa Barbara	Santa Maria Courts Bldgs C + D	B30-Roofing	\$ 26,426	\$ 14,455	\$ 11,971
834	Los Angeles	Chatsworth Courthouse	B30-Roofing	\$ 18,072	\$ 15,144	\$ 2,928
835	Napa	Historic Courthouse	B30-Roofing	\$ 16,769	\$ 15,761	\$ 1,008
836	El Dorado	Main St. Courthouse	B30-Roofing	\$ 16,533	\$ 16,533	\$ -
837	San Diego	Department 10 Trailer	B30-Roofing	\$ 28,544	\$ 21,300	\$ 7,244
838	San Diego	Department 9 Trailer	B30-Roofing	\$ 28,544	\$ 21,300	\$ 7,244
839	Riverside	Riverside Juvenile Justice Trailers	B30-Roofing	\$ 21,560	\$ 21,560	\$ -
840	Los Angeles	Burbank Courthouse	B30-Roofing	\$ 24,103	\$ 21,876	\$ 2,227



Line #	County	Facility Name	Project System Targeted for Renewal	Project Rough Order of Magnitude	Judicial Branch Share of Cost	County Share of Cost
841	Del Norte	Del Norte County Superior Court	B30-Roofing	\$ 36,447	\$ 22,331	\$ 14,116
842	Santa Barbara	Santa Maria Courts, Bldg G	B30-Roofing	\$ 24,286	\$ 24,286	\$ -
843	Los Angeles	Van Nuys Courthouse West	B30-Roofing	\$ 31,067	\$ 25,003	\$ 6,064
844	Butte	Paradise Courthouse	B30-Roofing	\$ 52,090	\$ 25,519	\$ 26,571
845	Los Angeles	Glendale Courthouse	B30-Roofing	\$ 31,158	\$ 28,210	\$ 2,948
846	Los Angeles	Glendale Courthouse	B30-Roofing	\$ 35,057	\$ 31,741	\$ 3,316
847	Riverside	Hall of Justice	B30-Roofing	\$ 39,976	\$ 39,976	\$ -
848	San Luis Obispo	Grover Beach Branch	B30-Roofing	\$ 42,412	\$ 42,412	\$ -
849	Orange	Civil Complex Center ("CXC")	B30-Roofing	\$ 43,275	\$ 43,275	\$ -
850	San Diego	North County Regional Center - North	B30-Roofing	\$ 43,331	\$ 43,331	\$ -
851	Santa Barbara	Santa Maria Courts Bldgs C + D	B30-Roofing	\$ 80,972	\$ 44,292	\$ 36,680
852	Kings	Corcoran Court	B30-Roofing	\$ 58,428	\$ 51,183	\$ 7,245
853	Los Angeles	Chatsworth Courthouse	B30-Roofing	\$ 66,235	\$ 55,505	\$ 10,730
854	Nevada	Nevada City Courthouse	B30-Roofing	\$ 86,302	\$ 56,528	\$ 29,774
855	Los Angeles	Chatsworth Courthouse	B30-Roofing	\$ 68,958	\$ 57,787	\$ 11,171
856	Placer	Historic Courthouse	B30-Roofing	\$ 77,749	\$ 59,867	\$ 17,882
857	Nevada	Nevada City Courthouse	B30-Roofing	\$ 91,475	\$ 59,916	\$ 31,559
858	Los Angeles	Glendale Courthouse	B30-Roofing	\$ 67,744	\$ 61,335	\$ 6,409
859	Los Angeles	Santa Clarita Courthouse	B30-Roofing	\$ 70,003	\$ 61,876	\$ 8,127
860	Humboldt	Humboldt County Courthouse (Eureka)	B30-Roofing	\$ 190,918	\$ 63,690	\$ 127,228
861	Riverside	Corona	B30-Roofing	\$ 119,777	\$ 64,716	\$ 55,061
862	Yolo	Family Support	B30-Roofing	\$ 394,958	\$ 65,958	\$ 329,000
863	San Diego	Hall of Justice	B30-Roofing	\$ 165,066	\$ 66,423	\$ 98,643
864	Los Angeles	San Fernando Courthouse	B30-Roofing	\$ 80,650	\$ 67,270	\$ 13,380
865	Santa Barbara	Santa Maria Courts Bldgs C + D	B30-Roofing	\$ 96,081	\$ 71,254	\$ 24,827
866	Los Angeles	Burbank Courthouse	B30-Roofing	\$ 90,816	\$ 82,425	\$ 8,391
867	San Bernardino	Fontana Courthouse	B30-Roofing	\$ 99,260	\$ 82,515	\$ 16,745
868	Santa Barbara	Santa Maria Courts, Bldg G	B30-Roofing	\$ 86,265	\$ 83,237	\$ 3,028
869	Los Angeles	Glendale Courthouse	B30-Roofing	\$ 94,283	\$ 85,364	\$ 8,919
870	Siskiyou	Siskiyou County Courthouse	B30-Roofing	\$ 254,093	\$ 85,451	\$ 168,642
871	Kern	Taft Courts Bldg.	B30-Roofing	\$ 87,045	\$ 87,045	\$ -
872	San Bernardino	Victorville Courthouse-Dept. N-1	B30-Roofing	\$ 152,249	\$ 97,820	\$ 54,429
873	El Dorado	Johnson Bldg.	B30-Roofing	\$ 107,405	\$ 107,405	\$ -
874	Santa Barbara	Santa Maria Courts Bldgs C + D	B30-Roofing	\$ 202,062	\$ 110,528	\$ 91,534
875	Santa Barbara	Santa Maria Courts Bldgs C + D	B30-Roofing	\$ 202,062	\$ 110,528	\$ 91,534
876	San Mateo	Traffic/ Small Claims Annex	B30-Roofing	\$ 111,827	\$ 111,827	\$ -



Line #	County	Facility Name	Project System Targeted for Renewal	Project Rough Order of Magnitude	Judicial Branch Share of Cost	County Share of Cost
877	Los Angeles	Chatsworth Courthouse	B30-Roofing	\$ 145,176	\$ 121,657	\$ 23,519
878	Orange	Civil Complex Center ("CXC")	B30-Roofing	\$ 130,309	\$ 130,309	\$ -
879	Tulare	Tulare Division	B30-Roofing	\$ 131,282	\$ 131,282	\$ -
880	Los Angeles	Glendale Courthouse	B30-Roofing	\$ 149,675	\$ 135,516	\$ 14,159
881	Santa Barbara	Santa Maria Courts Bldgs C + D	B30-Roofing	\$ 141,401	\$ 141,401	\$ -
882	Los Angeles	San Fernando Courthouse	B30-Roofing	\$ 173,078	\$ 144,364	\$ 28,714
883	Nevada	Nevada City Courthouse Annex	B30-Roofing	\$ 365,898	\$ 156,275	\$ 209,623
884	Fresno	Fresno County Courthouse	B30-Roofing	\$ 166,707	\$ 159,889	\$ 6,818
885	Siskiyou	Siskiyou County Courthouse	B30-Roofing	\$ 489,388	\$ 164,581	\$ 324,807
886	Riverside	Blythe Courthouse - Superior Court	B30-Roofing	\$ 164,932	\$ 164,932	\$ -
887	Kern	Delano/North Kern Court	B30-Roofing	\$ 204,786	\$ 165,139	\$ 39,647
888	Contra Costa	Concord Courthouse	B30-Roofing	\$ 166,558	\$ 166,558	\$ -
889	Merced	Old Court	B30-Roofing	\$ 169,635	\$ 169,635	\$ -
890	Riverside	Family Law Court	B30-Roofing	\$ 191,993	\$ 191,993	\$ -
891	Los Angeles	Whittier Courthouse	B30-Roofing	\$ 222,868	\$ 192,625	\$ 30,243
892	Contra Costa	Jail Annex	B30-Roofing	\$ 196,683	\$ 196,683	\$ -
893	Los Angeles	Sylmar Juvenile Court	B30-Roofing	\$ 574,407	\$ 197,079	\$ 377,328
894	Kern	Bakersfield Juvenile Center	B30-Roofing	\$ 201,622	\$ 201,622	\$ -
895	El Dorado	Main St. Courthouse	B30-Roofing	\$ 203,036	\$ 203,036	\$ -
896	Los Angeles	Airport Courthouse	B30-Roofing	\$ 271,993	\$ 209,897	\$ 62,096
897	Solano	Hall of Justice	B30-Roofing	\$ 300,896	\$ 219,112	\$ 81,784
898	San Bernardino	Chino Courthouse	B30-Roofing	\$ 220,643	\$ 220,643	\$ -
899	Contra Costa	Wakefield Taylor Courthouse	B30-Roofing	\$ 220,689	\$ 220,689	\$ -
900	Alameda	Hayward Hall of Justice	B30-Roofing	\$ 225,532	\$ 225,532	\$ -
901	Los Angeles	Stanley Mosk Courthouse	B30-Roofing	\$ 232,021	\$ 225,664	\$ 6,357
902	Santa Clara	Historic Courthouse	B30-Roofing	\$ 230,200	\$ 230,200	\$ -
903	Kern	Shafter/Wasco Courts Bldg.	B30-Roofing	\$ 238,545	\$ 238,545	\$ -
904	Los Angeles	San Fernando Courthouse	B30-Roofing	\$ 293,544	\$ 244,845	\$ 48,699
905	Contra Costa	Wakefield Taylor Courthouse	B30-Roofing	\$ 252,687	\$ 252,687	\$ -
906	Napa	Criminal Court Building	B30-Roofing	\$ 260,697	\$ 260,697	\$ -
907	Los Angeles	Beverly Hills Courthouse	B30-Roofing	\$ 337,549	\$ 268,419	\$ 69,130
908	Los Angeles	Inglewood Courthouse	B30-Roofing	\$ 362,535	\$ 270,306	\$ 92,229
909	Riverside	Riverside Juvenile Court	B30-Roofing	\$ 573,565	\$ 282,997	\$ 290,568
910	Los Angeles	Van Nuys Courthouse West	B30-Roofing	\$ 351,929	\$ 283,232	\$ 68,697
911	Los Angeles	Whittier Courthouse	B30-Roofing	\$ 330,951	\$ 286,041	\$ 44,910



Line #	County	Facility Name	Project System Targeted for Renewal	Project Rough Order of Magnitude	Judicial Branch Share of Cost	County Share of Cost
912	Sacramento	Gordon Schaber Sacramento Superior Court	B30-Roofing	\$ 299,148	\$ 299,148	\$ -
913	Los Angeles	Pasadena Courthouse	B30-Roofing	\$ 431,581	\$ 299,301	\$ 132,280
914	Humboldt	Humboldt County Courthouse (Eureka)	B30-Roofing	\$ 305,469	\$ 305,469	\$ -
915	Los Angeles	Malibu Courthouse	B30-Roofing	\$ 825,554	\$ 313,545	\$ 512,009
916	Los Angeles	Compton Courthouse	B30-Roofing	\$ 505,369	\$ 334,201	\$ 171,168
917	Santa Clara	Historic Courthouse	B30-Roofing	\$ 335,352	\$ 335,352	\$ -
918	San Diego	Juvenile Court	B30-Roofing	\$ 461,624	\$ 344,464	\$ 117,160
919	Solano	Solano Justice Building	B30-Roofing	\$ 458,040	\$ 348,568	\$ 109,472
920	Kern	Bakersfield Justice Bldg.	B30-Roofing	\$ 356,438	\$ 356,438	\$ -
921	Riverside	Palm Springs Courts	B30-Roofing	\$ 891,751	\$ 362,140	\$ 529,611
922	Los Angeles	Eastlake Juvenile Court	B30-Roofing	\$ 680,158	\$ 372,591	\$ 307,567
923	Ventura	East County Courthouse	B30-Roofing	\$ 607,338	\$ 375,031	\$ 232,307
924	Kern	Arvin/ Lamont Branch	B30-Roofing	\$ 378,023	\$ 378,023	\$ -
925	Los Angeles	Edmund D. Edelman Children's Court	B30-Roofing	\$ 541,599	\$ 379,065	\$ 162,534
926	Los Angeles	Santa Clarita Courthouse	B30-Roofing	\$ 461,297	\$ 407,740	\$ 53,557
927	Los Angeles	Pomona Courthouse South	B30-Roofing	\$ 453,027	\$ 412,889	\$ 40,138
928	Santa Barbara	Figuroa Division	B30-Roofing	\$ 414,618	\$ 414,618	\$ -
929	Los Angeles	Burbank Courthouse	B30-Roofing	\$ 461,297	\$ 418,673	\$ 42,624
930	San Francisco	Civic Center Courthouse	B30-Roofing	\$ 440,731	\$ 440,731	\$ -
931	Imperial	Imperial County Courthouse	B30-Roofing	\$ 445,749	\$ 445,749	\$ -
932	Los Angeles	West Los Angeles Courthouse	B30-Roofing	\$ 449,053	\$ 449,053	\$ -
933	Kern	Bakersfield Superior Court	B30-Roofing	\$ 456,235	\$ 456,235	\$ -
934	San Diego	Kearny Mesa Court	B30-Roofing	\$ 473,501	\$ 473,501	\$ -
935	Los Angeles	Bellflower Courthouse	B30-Roofing	\$ 474,775	\$ 474,775	\$ -
936	Kern	Bakersfield Superior Court	B30-Roofing	\$ 476,952	\$ 476,952	\$ -
937	Stanislaus	Modesto Main Courthouse	B30-Roofing	\$ 484,934	\$ 483,916	\$ 1,018
938	Los Angeles	Downey Courthouse	B30-Roofing	\$ 489,393	\$ 489,393	\$ -
939	Alameda	Hayward Hall of Justice	B30-Roofing	\$ 543,779	\$ 543,779	\$ -
940	Los Angeles	Chatsworth Courthouse	B30-Roofing	\$ 743,429	\$ 622,994	\$ 120,435
941	Orange	North Justice Center	B30-Roofing	\$ 690,375	\$ 623,478	\$ 66,897
942	Los Angeles	Santa Monica Courthouse	B30-Roofing	\$ 837,621	\$ 657,449	\$ 180,172
943	Tulare	Visalia Superior Court	B30-Roofing	\$ 681,178	\$ 681,178	\$ -
944	Sacramento	Gordon Schaber Sacramento Superior Court	B30-Roofing	\$ 743,985	\$ 743,985	\$ -
945	Butte	Butte County Courthouse	B30-Roofing	\$ 796,524	\$ 796,524	\$ -



Line #	County	Facility Name	Project System Targeted for Renewal	Project Rough Order of Magnitude	Judicial Branch Share of Cost	County Share of Cost
946	Orange	West Justice Center	B30-Roofing	\$ 920,658	\$ 834,853	\$ 85,805
947	San Diego	East County Regional Center	B30-Roofing	\$ 1,248,809	\$ 845,569	\$ 403,240
948	Ventura	Hall of Justice	B30-Roofing	\$ 1,369,604	\$ 1,369,604	\$ -
949	San Diego	North County Regional Center - North	B30-Roofing	\$ 1,931,882	\$ 1,931,882	\$ -
950	Mono	Mammoth Lakes Courthouse	B30-Roofing	\$ 9,369,788	\$ 9,369,788	\$ -
951	Orange	West Justice Center	B-Shell	\$ 5,850	\$ 5,850	\$ -
952	Santa Barbara	Santa Barbara Jury Assembly Bldg.	B-Shell	\$ 53,819	\$ 53,819	\$ -
953	San Diego	Trailer - Storage A	B-Shell	\$ 60,546	\$ 60,546	\$ -
954	San Diego	Trailer - Dept 34	B-Shell	\$ 101,379	\$ 101,379	\$ -
955	San Diego	Trailer - Dept 35	B-Shell	\$ 101,379	\$ 101,379	\$ -
956	Riverside	Riverside Juvenile Justice Trailers	B-Shell	\$ 106,381	\$ 106,381	\$ -
957	San Diego	Department 10 Trailer	B-Shell	\$ 106,896	\$ 106,896	\$ -
958	San Diego	Department 9 Trailer	B-Shell	\$ 106,896	\$ 106,896	\$ -
959	San Diego	Kearny Mesa Traffic Court KM3 Trailer	B-Shell	\$ 106,896	\$ 106,896	\$ -
960	San Diego	Kearny Mesa Traffic Court KM4 Trailer	B-Shell	\$ 106,896	\$ 106,896	\$ -
961	San Diego	Kearny Mesa Traffic Court KM5 & KM6 Trailer	B-Shell	\$ 106,896	\$ 106,896	\$ -
962	San Diego	Trailer - Family Support	B-Shell	\$ 118,276	\$ 118,276	\$ -
963	Siskiyou	Siskiyou County Courthouse	C1010-Partitions	\$ 1,244	\$ 418	\$ 826
964	Los Angeles	Hall of Records	C1010-Partitions	\$ 4,124	\$ 437	\$ 3,687
965	Nevada	Nevada City Courthouse Annex	C1010-Partitions	\$ 1,154	\$ 493	\$ 661
966	Los Angeles	Hall of Records	C1010-Partitions	\$ 6,338	\$ 671	\$ 5,667
967	Nevada	Nevada City Courthouse	C1010-Partitions	\$ 1,154	\$ 756	\$ 398
968	Los Angeles	Compton Courthouse	C1010-Partitions	\$ 1,163	\$ 769	\$ 394
969	San Diego	North County Regional Center - South	C1010-Partitions	\$ 1,166	\$ 784	\$ 382
970	Mendocino	County Courthouse	C1010-Partitions	\$ 1,166	\$ 788	\$ 378
971	Los Angeles	Hall of Records	C1010-Partitions	\$ 7,602	\$ 805	\$ 6,797
972	Los Angeles	Hall of Records	C1010-Partitions	\$ 7,940	\$ 841	\$ 7,099
973	Shasta	Main Courthouse	C1010-Partitions	\$ 1,244	\$ 867	\$ 377
974	Los Angeles	Hall of Records	C1010-Partitions	\$ 8,403	\$ 890	\$ 7,513
975	Contra Costa	George D. Carroll Courthouse	C1010-Partitions	\$ 1,202	\$ 928	\$ 274
976	San Diego	Kearny Mesa Court	C1010-Partitions	\$ 1,077	\$ 1,077	\$ -
977	San Diego	North County Regional Center - South	C1010-Partitions	\$ 1,616	\$ 1,087	\$ 529
978	San Diego	North County Regional Center - North	C1010-Partitions	\$ 1,166	\$ 1,166	\$ -
979	Contra Costa	Wakefield Taylor Courthouse	C1010-Partitions	\$ 1,202	\$ 1,202	\$ -
980	Humboldt	Humboldt County Courthouse (Eureka)	C1010-Partitions	\$ 3,698	\$ 1,234	\$ 2,464



Line #	County	Facility Name	Project System Targeted for Renewal	Project Rough Order of Magnitude	Judicial Branch Share of Cost	County Share of Cost
981	San Mateo	Central Branch	C1010-Partitions	\$ 1,287	\$ 1,287	\$ -
982	Los Angeles	Hall of Records	C1010-Partitions	\$ 15,036	\$ 1,592	\$ 13,444
983	Los Angeles	Compton Courthouse	C1010-Partitions	\$ 3,488	\$ 2,307	\$ 1,181
984	Sacramento	Gordon Schaber Sacramento Superior Court	C1010-Partitions	\$ 2,309	\$ 2,309	\$ -
985	San Diego	North County Regional Center - North	C1010-Partitions	\$ 2,332	\$ 2,332	\$ -
986	Siskiyou	Siskiyou County Courthouse	C1010-Partitions	\$ 7,088	\$ 2,384	\$ 4,704
987	Sonoma	Hall of Justice	C1010-Partitions	\$ 2,540	\$ 2,540	\$ -
988	Merced	Old Court	C1010-Partitions	\$ 2,668	\$ 2,668	\$ -
989	Nevada	Nevada City Courthouse Annex	C1010-Partitions	\$ 6,407	\$ 2,736	\$ 3,671
990	Los Angeles	Whittier Courthouse	C1010-Partitions	\$ 3,274	\$ 2,830	\$ 444
991	Siskiyou	Siskiyou County Courthouse	C1010-Partitions	\$ 8,603	\$ 2,893	\$ 5,710
992	San Mateo	Northern Branch Courthouse	C1010-Partitions	\$ 3,631	\$ 3,021	\$ 610
993	El Dorado	Main St. Courthouse	C1010-Partitions	\$ 3,204	\$ 3,204	\$ -
994	San Diego	North County Regional Center - North	C1010-Partitions	\$ 3,232	\$ 3,232	\$ -
995	Los Angeles	El Monte Courthouse	C1010-Partitions	\$ 5,599	\$ 3,254	\$ 2,345
996	Santa Barbara	Santa Maria Courts, Bldg G	C1010-Partitions	\$ 3,376	\$ 3,376	\$ -
997	San Diego	County Courthouse	C1010-Partitions	\$ 3,497	\$ 3,497	\$ -
998	Mendocino	County Courthouse	C1010-Partitions	\$ 5,387	\$ 3,643	\$ 1,744
999	Ventura	Hall of Justice	C1010-Partitions	\$ 5,621	\$ 3,927	\$ 1,694
1,000	Los Angeles	Parking Structure Lot 59- Whittier Admin CTR	C1010-Partitions	\$ 4,716	\$ 4,076	\$ 640
1,001	Los Angeles	Hall of Records	C1010-Partitions	\$ 39,243	\$ 4,156	\$ 35,087
1,002	Nevada	Nevada City Courthouse	C1010-Partitions	\$ 6,407	\$ 4,197	\$ 2,210
1,003	Los Angeles	Compton Courthouse	C1010-Partitions	\$ 6,447	\$ 4,263	\$ 2,184
1,004	Los Angeles	Edmund D. Edelman Children's Court	C1010-Partitions	\$ 6,134	\$ 4,374	\$ 1,760
1,005	Contra Costa	Walnut Creek Courthouse	C1010-Partitions	\$ 4,468	\$ 4,468	\$ -
1,006	Los Angeles	Hall of Records	C1010-Partitions	\$ 43,892	\$ 4,648	\$ 39,244
1,007	Los Angeles	Whittier Courthouse	C1010-Partitions	\$ 5,470	\$ 4,728	\$ 742
1,008	Shasta	Main Courthouse	C1010-Partitions	\$ 6,882	\$ 4,797	\$ 2,085
1,009	Solano	Law And Justice Center	C1010-Partitions	\$ 40,344	\$ 5,112	\$ 35,232
1,010	Contra Costa	George D. Carroll Courthouse	C1010-Partitions	\$ 6,702	\$ 5,174	\$ 1,528
1,011	Sacramento	Gordon Schaber Sacramento Superior Court	C1010-Partitions	\$ 5,339	\$ 5,339	\$ -
1,012	Los Angeles	Parking Structure Lot 59- Whittier Admin CTR	C1010-Partitions	\$ 6,491	\$ 5,610	\$ 881



Line #	County	Facility Name	Project System Targeted for Renewal	Project Rough Order of Magnitude	Judicial Branch Share of Cost	County Share of Cost
1,013	Kern	Taft Courts Bldg.	C1010-Partitions	\$ 5,706	\$ 5,706	\$ -
1,014	Nevada	Nevada City Courthouse Annex	C1010-Partitions	\$ 14,437	\$ 6,166	\$ 8,271
1,015	Contra Costa	Wakefield Taylor Courthouse	C1010-Partitions	\$ 6,702	\$ 6,702	\$ -
1,016	Los Angeles	Pasadena Courthouse	C1010-Partitions	\$ 9,793	\$ 6,791	\$ 3,002
1,017	Los Angeles	Whittier Courthouse	C1010-Partitions	\$ 9,110	\$ 7,874	\$ 1,236
1,018	Riverside	Corona	C1010-Partitions	\$ 15,460	\$ 8,353	\$ 7,107
1,019	Los Angeles	Hall of Records	C1010-Partitions	\$ 86,842	\$ 9,197	\$ 77,645
1,020	San Diego	North County Regional Center - North	C1010-Partitions	\$ 9,696	\$ 9,696	\$ -
1,021	Kern	Delano/North Kern Court	C1010-Partitions	\$ 12,821	\$ 10,339	\$ 2,482
1,022	Santa Barbara	Santa Maria Courts Bldgs C + D	C1010-Partitions	\$ 10,676	\$ 10,676	\$ -
1,023	Merced	Main Merced Courthouse	C1010-Partitions	\$ 10,923	\$ 10,923	\$ -
1,024	Humboldt	Humboldt County Courthouse (Eureka)	C1010-Partitions	\$ 34,104	\$ 11,377	\$ 22,727
1,025	Riverside	Palm Springs Courts	C1010-Partitions	\$ 28,182	\$ 11,445	\$ 16,737
1,026	Los Angeles	Whittier Courthouse	C1010-Partitions	\$ 13,254	\$ 11,455	\$ 1,799
1,027	Nevada	Nevada City Courthouse	C1010-Partitions	\$ 11,991	\$ 11,991	\$ -
1,028	Los Angeles	Compton Courthouse	C1010-Partitions	\$ 19,341	\$ 12,790	\$ 6,551
1,029	Imperial	Imperial County Courthouse	C1010-Partitions	\$ 13,412	\$ 13,412	\$ -
1,030	Orange	Central Justice Center	C1010-Partitions	\$ 15,185	\$ 13,844	\$ 1,341
1,031	Sonoma	Hall of Justice	C1010-Partitions	\$ 14,117	\$ 14,117	\$ -
1,032	Butte	Chico Courthouse	C1010-Partitions	\$ 14,175	\$ 14,175	\$ -
1,033	Ventura	Hall of Justice	C1010-Partitions	\$ 20,851	\$ 14,567	\$ 6,284
1,034	Sacramento	Credit Union Bldg.	C1010-Partitions	\$ 14,681	\$ 14,681	\$ -
1,035	Siskiyou	Siskiyou County Courthouse	C1010-Partitions	\$ 46,641	\$ 15,685	\$ 30,956
1,036	Kings	Avenal Court	C1010-Partitions	\$ 15,713	\$ 15,713	\$ -
1,037	San Luis Obispo	Grover Beach Branch	C1010-Partitions	\$ 17,794	\$ 17,794	\$ -
1,038	Alameda	Hayward Hall of Justice	C1010-Partitions	\$ 18,448	\$ 18,448	\$ -
1,039	Alameda	Wiley W. Manuel Courthouse	C1010-Partitions	\$ 18,448	\$ 18,448	\$ -
1,040	San Bernardino	Fontana Courthouse	C1010-Partitions	\$ 22,770	\$ 18,929	\$ 3,841
1,041	San Diego	County Courthouse	C1010-Partitions	\$ 19,393	\$ 19,393	\$ -
1,042	Shasta	Main Courthouse	C1010-Partitions	\$ 28,350	\$ 19,763	\$ 8,587
1,043	Sacramento	Credit Union Bldg.	C1010-Partitions	\$ 20,105	\$ 20,105	\$ -
1,044	Santa Barbara	Santa Maria Courts, Bldgs. A + B	C1010-Partitions	\$ 20,730	\$ 20,730	\$ -
1,045	Los Angeles	Beverly Hills Courthouse	C1010-Partitions	\$ 28,030	\$ 22,289	\$ 5,741
1,046	San Mateo	Traffic/ Small Claims Annex	C1010-Partitions	\$ 22,613	\$ 22,613	\$ -
1,047	Los Angeles	Airport Courthouse	C1010-Partitions	\$ 30,220	\$ 23,321	\$ 6,899
1,048	Los Angeles	David M. Kenyon Juvenile Justice Center	C1010-Partitions	\$ 29,411	\$ 23,352	\$ 6,059



Line #	County	Facility Name	Project System Targeted for Renewal	Project Rough Order of Magnitude	Judicial Branch Share of Cost	County Share of Cost
1,049	Orange	West Justice Center	C1010-Partitions	\$ 24,283	\$ 24,283	\$ -
1,050	Santa Barbara	Santa Maria Courts, Bldg F	C1010-Partitions	\$ 24,911	\$ 24,911	\$ -
1,051	Los Angeles	Van Nuys Courthouse East	C1010-Partitions	\$ 28,414	\$ 25,499	\$ 2,915
1,052	Los Angeles	Torrance Courthouse	C1010-Partitions	\$ 30,194	\$ 25,707	\$ 4,487
1,053	Kern	Delano/North Kern Court	C1010-Partitions	\$ 32,220	\$ 25,982	\$ 6,238
1,054	Orange	North Justice Center	C1010-Partitions	\$ 26,054	\$ 26,054	\$ -
1,055	San Diego	Kearny Mesa Court	C1010-Partitions	\$ 27,779	\$ 27,779	\$ -
1,056	Riverside	Palm Springs Courts	C1010-Partitions	\$ 75,153	\$ 30,520	\$ 44,633
1,057	San Mateo	Central Branch	C1010-Partitions	\$ 31,838	\$ 31,838	\$ -
1,058	Los Angeles	Alhambra Courthouse	C1010-Partitions	\$ 37,632	\$ 32,364	\$ 5,268
1,059	Alameda	Fremont Hall of Justice	C1010-Partitions	\$ 41,408	\$ 32,878	\$ 8,530
1,060	Los Angeles	Whittier Courthouse	C1010-Partitions	\$ 39,281	\$ 33,951	\$ 5,330
1,061	Placer	Historic Courthouse	C1010-Partitions	\$ 44,748	\$ 34,456	\$ 10,292
1,062	San Luis Obispo	1070 Palm St.	C1010-Partitions	\$ 34,729	\$ 34,729	\$ -
1,063	San Diego	Hall of Justice	C1010-Partitions	\$ 35,015	\$ 35,015	\$ -
1,064	San Bernardino	Fontana Courthouse	C1010-Partitions	\$ 42,150	\$ 35,039	\$ 7,111
1,065	Stanislaus	Modesto Main Courthouse	C1010-Partitions	\$ 35,127	\$ 35,053	\$ 74
1,066	Los Angeles	Whittier Courthouse	C1010-Partitions	\$ 42,252	\$ 36,518	\$ 5,734
1,067	Alameda	Fremont Hall of Justice	C1010-Partitions	\$ 36,895	\$ 36,895	\$ -
1,068	Kern	Shafter/Wasco Courts Bldg.	C1010-Partitions	\$ 40,726	\$ 40,726	\$ -
1,069	San Luis Obispo	Courthouse Annex	C1010-Partitions	\$ 82,122	\$ 40,847	\$ 41,275
1,070	El Dorado	Johnson Bldg.	C1010-Partitions	\$ 41,432	\$ 41,432	\$ -
1,071	Alameda	Hayward Hall of Justice	C1010-Partitions	\$ 48,500	\$ 42,826	\$ 5,675
1,072	San Diego	County Courthouse	C1010-Partitions	\$ 55,558	\$ 43,013	\$ 12,545
1,073	Humboldt	Humboldt County Courthouse (Eureka)	C1010-Partitions	\$ 132,930	\$ 44,345	\$ 88,585
1,074	Orange	Betty Lou Lamoreaux Justice Center	C1010-Partitions	\$ 56,187	\$ 44,922	\$ 11,265
1,075	Kern	Taft Courts Bldg.	C1010-Partitions	\$ 45,645	\$ 45,645	\$ -
1,076	Tulare	Tulare Division	C1010-Partitions	\$ 46,807	\$ 46,807	\$ -
1,077	San Mateo	Northern Branch Courthouse	C1010-Partitions	\$ 56,531	\$ 47,039	\$ 9,492
1,078	San Bernardino	San Bernardino Courthouse - Annex	C1010-Partitions	\$ 48,015	\$ 48,015	\$ -
1,079	Los Angeles	Norwalk Courthouse	C1010-Partitions	\$ 56,605	\$ 48,131	\$ 8,474
1,080	Los Angeles	Alhambra Courthouse	C1010-Partitions	\$ 55,972	\$ 48,136	\$ 7,836
1,081	Los Angeles	Glendale Courthouse	C1010-Partitions	\$ 55,154	\$ 49,936	\$ 5,218
1,082	Nevada	Nevada City Courthouse	C1010-Partitions	\$ 77,679	\$ 50,880	\$ 26,799
1,083	San Mateo	Hall of Justice	C1010-Partitions	\$ 97,925	\$ 51,606	\$ 46,319
1,084	Santa Barbara	Santa Maria Courts Bldgs C + D	C1010-Partitions	\$ 53,349	\$ 53,349	\$ -



Line #	County	Facility Name	Project System Targeted for Renewal	Project Rough Order of Magnitude	Judicial Branch Share of Cost	County Share of Cost
1,085	Nevada	Nevada City Courthouse Annex	C1010-Partitions	\$ 138,688	\$ 59,234	\$ 79,454
1,086	Los Angeles	Pomona Courthouse South	C1010-Partitions	\$ 66,380	\$ 60,499	\$ 5,881
1,087	Los Angeles	Whittier Courthouse	C1010-Partitions	\$ 70,404	\$ 60,850	\$ 9,554
1,088	Los Angeles	Alfred J. McCourtney Juvenile Justice Center	C1010-Partitions	\$ 88,565	\$ 61,154	\$ 27,411
1,089	Los Angeles	Clara Shortridge Foltz Criminal Justice Center	C1010-Partitions	\$ 93,595	\$ 64,384	\$ 29,211
1,090	Santa Barbara	Santa Maria Courts Bldgs C + D	C1010-Partitions	\$ 64,546	\$ 64,546	\$ -
1,091	Santa Clara	Historic Courthouse	C1010-Partitions	\$ 64,786	\$ 64,786	\$ -
1,092	Yolo	Family Support	C1010-Partitions	\$ 398,697	\$ 66,582	\$ 332,115
1,093	San Bernardino	Victorville Courthouse-Dept. N-1	C1010-Partitions	\$ 105,812	\$ 67,984	\$ 37,828
1,094	Santa Barbara	Santa Maria Courts Bldgs C + D	C1010-Partitions	\$ 70,498	\$ 70,498	\$ -
1,095	Alameda	Hayward Hall of Justice	C1010-Partitions	\$ 70,923	\$ 70,923	\$ -
1,096	San Joaquin	Lodi Branch- Dept. 2	C1010-Partitions	\$ 72,991	\$ 72,991	\$ -
1,097	Alameda	Wiley W. Manuel Courthouse	C1010-Partitions	\$ 73,175	\$ 73,175	\$ -
1,098	Siskiyou	Siskiyou County Courthouse	C1010-Partitions	\$ 73,358	\$ 73,358	\$ -
1,099	Los Angeles	Stanley Mosk Courthouse	C1010-Partitions	\$ 75,550	\$ 73,480	\$ 2,070
1,100	Los Angeles	Clara Shortridge Foltz Criminal Justice Center	C1010-Partitions	\$ 110,781	\$ 76,206	\$ 34,575
1,101	Los Angeles	Santa Clarita Courthouse	C1010-Partitions	\$ 87,630	\$ 77,456	\$ 10,174
1,102	Orange	Betty Lou Lamoreaux Justice Center	C1010-Partitions	\$ 77,831	\$ 77,831	\$ -
1,103	Orange	West Justice Center	C1010-Partitions	\$ 86,768	\$ 78,681	\$ 8,087
1,104	San Bernardino	Victorville Courthouse-Dept. N-1	C1010-Partitions	\$ 122,571	\$ 78,752	\$ 43,819
1,105	San Bernardino	Fontana Courthouse	C1010-Partitions	\$ 96,841	\$ 80,504	\$ 16,337
1,106	Siskiyou	Siskiyou County Courthouse	C1010-Partitions	\$ 243,569	\$ 81,912	\$ 161,657
1,107	Kern	Shafter/Wasco Courts Bldg.	C1010-Partitions	\$ 92,697	\$ 83,381	\$ 9,316
1,108	Los Angeles	Alhambra Courthouse	C1010-Partitions	\$ 97,844	\$ 84,146	\$ 13,698
1,109	Los Angeles	Glendale Courthouse	C1010-Partitions	\$ 94,780	\$ 85,814	\$ 8,966
1,110	Los Angeles	Norwalk Courthouse	C1010-Partitions	\$ 101,394	\$ 86,215	\$ 15,179
1,111	El Dorado	Main St. Courthouse	C1010-Partitions	\$ 88,108	\$ 88,108	\$ -
1,112	Nevada	Nevada City Courthouse	C1010-Partitions	\$ 88,599	\$ 88,599	\$ -
1,113	Solano	Hall of Justice	C1010-Partitions	\$ 129,254	\$ 94,123	\$ 35,131
1,114	Los Angeles	Whittier Courthouse	C1010-Partitions	\$ 109,025	\$ 94,230	\$ 14,795
1,115	Los Angeles	Whittier Courthouse	C1010-Partitions	\$ 109,308	\$ 94,475	\$ 14,833
1,116	Sutter	Courthouse West	C1010-Partitions	\$ 114,913	\$ 94,803	\$ 20,110



Line #	County	Facility Name	Project System Targeted for Renewal	Project Rough Order of Magnitude	Judicial Branch Share of Cost	County Share of Cost
1,117	Orange	Harbor Justice Center-Newport Beach Facility	C1010-Partitions	\$ 113,888	\$ 96,030	\$ 17,858
1,118	San Mateo	Hall of Justice	C1010-Partitions	\$ 97,925	\$ 97,925	\$ -
1,119	San Bernardino	Joshua Tree Courthouse	C1010-Partitions	\$ 99,451	\$ 99,451	\$ -
1,120	Orange	North Justice Center	C1010-Partitions	\$ 110,601	\$ 99,884	\$ 10,717
1,121	Orange	North Justice Center	C1010-Partitions	\$ 121,235	\$ 109,487	\$ 11,748
1,122	Contra Costa	Wakefield Taylor Courthouse	C1010-Partitions	\$ 109,950	\$ 109,950	\$ -
1,123	San Mateo	Central Branch	C1010-Partitions	\$ 111,206	\$ 111,206	\$ -
1,124	Kern	Delano/North Kern Court	C1010-Partitions	\$ 138,278	\$ 111,507	\$ 26,771
1,125	Los Angeles	Van Nuys Courthouse East	C1010-Partitions	\$ 124,500	\$ 111,726	\$ 12,774
1,126	Stanislaus	Modesto Main Courthouse	C1010-Partitions	\$ 113,788	\$ 113,788	\$ -
1,127	Los Angeles	Glendale Courthouse	C1010-Partitions	\$ 127,133	\$ 115,106	\$ 12,027
1,128	Sonoma	Hall of Justice	C1010-Partitions	\$ 194,961	\$ 115,807	\$ 79,154
1,129	Los Angeles	Alfred J. McCourtney Juvenile Justice Center	C1010-Partitions	\$ 170,160	\$ 117,495	\$ 52,665
1,130	Santa Clara	Hall of Justice (West)	C1010-Partitions	\$ 126,746	\$ 126,746	\$ -
1,131	Alameda	Hayward Hall of Justice	C1010-Partitions	\$ 127,235	\$ 127,235	\$ -
1,132	San Bernardino	Victorville Courthouse-Dept. N-1	C1010-Partitions	\$ 220,323	\$ 141,558	\$ 78,765
1,133	Orange	Central Justice Center	C1010-Partitions	\$ 155,737	\$ 141,985	\$ 13,752
1,134	San Mateo	Hall of Justice	C1010-Partitions	\$ 275,966	\$ 145,434	\$ 130,532
1,135	Humboldt	Humboldt County Courthouse (Eureka)	C1010-Partitions	\$ 146,795	\$ 146,795	\$ -
1,136	Los Angeles	Torrance Courthouse	C1010-Partitions	\$ 176,759	\$ 150,493	\$ 26,266
1,137	Los Angeles	Van Nuys Courthouse East	C1010-Partitions	\$ 167,896	\$ 150,670	\$ 17,226
1,138	Nevada	Nevada City Courthouse Annex	C1010-Partitions	\$ 359,726	\$ 153,639	\$ 206,087
1,139	Los Angeles	Whittier Courthouse	C1010-Partitions	\$ 188,469	\$ 162,894	\$ 25,575
1,140	Los Angeles	Beverly Hills Courthouse	C1010-Partitions	\$ 206,719	\$ 164,383	\$ 42,336
1,141	San Diego	Kearny Mesa Court	C1010-Partitions	\$ 165,993	\$ 165,993	\$ -
1,142	Contra Costa	George D. Carroll Courthouse	C1010-Partitions	\$ 178,520	\$ 178,520	\$ -
1,143	Los Angeles	Pomona Courthouse South	C1010-Partitions	\$ 196,858	\$ 179,416	\$ 17,442
1,144	Sonoma	Hall of Justice	C1010-Partitions	\$ 306,801	\$ 182,240	\$ 124,561
1,145	San Bernardino	San Bernardino Courthouse - Annex	C1010-Partitions	\$ 204,930	\$ 204,930	\$ -
1,146	El Dorado	Main St. Courthouse	C1010-Partitions	\$ 224,829	\$ 224,829	\$ -
1,147	Riverside	Larson Justice Center	C1010-Partitions	\$ 225,488	\$ 225,488	\$ -
1,148	Merced	Old Court	C1010-Partitions	\$ 230,828	\$ 230,828	\$ -
1,149	Contra Costa	Wakefield Taylor Courthouse	C1010-Partitions	\$ 231,999	\$ 231,999	\$ -



Line #	County	Facility Name	Project System Targeted for Renewal	Project Rough Order of Magnitude	Judicial Branch Share of Cost	County Share of Cost
1,150	Los Angeles	Clara Shortridge Foltz Criminal Justice Center	C1010-Partitions	\$ 339,631	\$ 233,632	\$ 105,999
1,151	Siskiyou	Siskiyou County Courthouse	C1010-Partitions	\$ 725,525	\$ 243,994	\$ 481,531
1,152	San Francisco	Hall of Justice	C1010-Partitions	\$ 245,012	\$ 245,012	\$ -
1,153	San Mateo	Northern Branch Courthouse	C1010-Partitions	\$ 304,297	\$ 253,206	\$ 51,091
1,154	Los Angeles	Van Nuys Courthouse East	C1010-Partitions	\$ 283,804	\$ 254,686	\$ 29,118
1,155	Fresno	Fresno County Courthouse	C1010-Partitions	\$ 254,802	\$ 254,802	\$ -
1,156	San Bernardino	Chino Courthouse	C1010-Partitions	\$ 255,024	\$ 255,024	\$ -
1,157	Los Angeles	Pasadena Courthouse	C1010-Partitions	\$ 368,032	\$ 255,230	\$ 112,802
1,158	Kern	Bakersfield Justice Bldg.	C1010-Partitions	\$ 532,045	\$ 271,769	\$ 260,276
1,159	Los Angeles	Clara Shortridge Foltz Criminal Justice Center	C1010-Partitions	\$ 397,777	\$ 273,631	\$ 124,146
1,160	Tulare	Visalia Superior Court	C1010-Partitions	\$ 850,212	\$ 274,874	\$ 575,338
1,161	San Diego	County Courthouse	C1010-Partitions	\$ 274,924	\$ 274,924	\$ -
1,162	Riverside	Family Law Court	C1010-Partitions	\$ 284,675	\$ 284,675	\$ -
1,163	Sonoma	Hall of Justice	C1010-Partitions	\$ 290,845	\$ 290,845	\$ -
1,164	San Diego	Juvenile Court	C1010-Partitions	\$ 295,050	\$ 295,050	\$ -
1,165	Orange	Central Justice Center	C1010-Partitions	\$ 330,003	\$ 300,864	\$ 29,139
1,166	Los Angeles	Van Nuys Courthouse East	C1010-Partitions	\$ 349,331	\$ 313,490	\$ 35,841
1,167	Nevada	Nevada City Courthouse	C1010-Partitions	\$ 497,838	\$ 326,084	\$ 171,754
1,168	San Luis Obispo	Courthouse Annex	C1010-Partitions	\$ 687,382	\$ 341,904	\$ 345,478
1,169	Los Angeles	Pomona Courthouse South	C1010-Partitions	\$ 376,778	\$ 343,395	\$ 33,383
1,170	Riverside	Corona	C1010-Partitions	\$ 641,988	\$ 346,866	\$ 295,122
1,171	Los Angeles	Van Nuys Courthouse East	C1010-Partitions	\$ 407,550	\$ 365,735	\$ 41,815
1,172	San Mateo	Hall of Justice	C1010-Partitions	\$ 366,206	\$ 366,206	\$ -
1,173	Orange	Central Justice Center	C1010-Partitions	\$ 366,734	\$ 366,734	\$ -
1,174	Fresno	Fresno County Courthouse	C1010-Partitions	\$ 413,106	\$ 396,210	\$ 16,896
1,175	Sacramento	Gordon Schaber Sacramento Superior Court	C1010-Partitions	\$ 397,821	\$ 397,821	\$ -
1,176	Los Angeles	Compton Courthouse	C1010-Partitions	\$ 399,052	\$ 399,052	\$ -
1,177	Tulare	Visalia Superior Court	C1010-Partitions	\$ 1,297,692	\$ 419,544	\$ 878,148
1,178	Tulare	Visalia Superior Court	C1010-Partitions	\$ 1,308,879	\$ 423,161	\$ 885,718
1,179	Orange	West Justice Center	C1010-Partitions	\$ 479,250	\$ 434,584	\$ 44,666
1,180	Los Angeles	Norwalk Courthouse	C1010-Partitions	\$ 518,405	\$ 440,800	\$ 77,605
1,181	Sutter	Courthouse West	C1010-Partitions	\$ 563,343	\$ 464,758	\$ 98,585
1,182	Los Angeles	Pomona Courthouse South	C1010-Partitions	\$ 526,928	\$ 480,242	\$ 46,686



Line #	County	Facility Name	Project System Targeted for Renewal	Project Rough Order of Magnitude	Judicial Branch Share of Cost	County Share of Cost
1,183	Orange	North Justice Center	C1010-Partitions	\$ 545,751	\$ 492,868	\$ 52,883
1,184	Los Angeles	Alhambra Courthouse	C1010-Partitions	\$ 574,448	\$ 494,025	\$ 80,423
1,185	Fresno	Fresno County Courthouse	C1010-Partitions	\$ 500,577	\$ 500,577	\$ -
1,186	Stanislaus	Hall of Records	C1010-Partitions	\$ 1,192,752	\$ 557,850	\$ 634,902
1,187	Sacramento	Gordon Schaber Sacramento Superior Court	C1010-Partitions	\$ 577,468	\$ 577,468	\$ -
1,188	San Diego	County Courthouse	C1010-Partitions	\$ 877,100	\$ 679,051	\$ 198,049
1,189	Santa Barbara	Figueroa Division	C1010-Partitions	\$ 694,584	\$ 694,584	\$ -
1,190	San Diego	Juvenile Court	C1010-Partitions	\$ 940,100	\$ 701,503	\$ 238,597
1,191	Santa Clara	Downtown Superior Court	C1010-Partitions	\$ 777,427	\$ 777,427	\$ -
1,192	Mendocino	County Courthouse	C1010-Partitions	\$ 1,223,355	\$ 827,233	\$ 396,122
1,193	San Diego	County Courthouse	C1010-Partitions	\$ 1,245,974	\$ 964,633	\$ 281,341
1,194	Solano	Hall of Justice	C1010-Partitions	\$ 975,000	\$ 975,000	\$ -
1,195	Los Angeles	Norwalk Courthouse	C1010-Partitions	\$ 1,559,910	\$ 1,326,391	\$ 233,519
1,196	Santa Barbara	Santa Maria Courts, Bldg G	C1010-Partitions	\$ 1,686,666	\$ 1,686,666	\$ -
1,197	San Diego	County Courthouse	C1010-Partitions	\$ 2,254,230	\$ 1,745,225	\$ 509,005
1,198	Humboldt	Humboldt County Courthouse (Eureka)	C1010-Partitions	\$ 5,324,801	\$ 1,776,354	\$ 3,548,447
1,199	Orange	Central Justice Center	C1010-Partitions	\$ 2,023,500	\$ 1,844,825	\$ 178,675
1,200	Contra Costa	George D. Carroll Courthouse	C1010-Partitions	\$ 2,490,470	\$ 1,922,643	\$ 567,827
1,201	Santa Clara	Hall of Justice (West)	C1010-Partitions	\$ 2,380,594	\$ 2,380,594	\$ -
1,202	Contra Costa	Wakefield Taylor Courthouse	C1010-Partitions	\$ 3,962,112	\$ 3,962,112	\$ -
1,203	Los Angeles	Clara Shortridge Foltz Criminal Justice Center	C1010-Partitions	\$ 5,802,794	\$ 3,991,742	\$ 1,811,052
1,204	Los Angeles	Clara Shortridge Foltz Criminal Justice Center	C1013-Retractable Partitions	\$ 4,986	\$ 3,430	\$ 1,556
1,205	Los Angeles	East Los Angeles Courthouse	C1013-Retractable Partitions	\$ 5,471	\$ 4,252	\$ 1,219
1,206	Los Angeles	Norwalk Courthouse	C1017-Interior Windows and Storefronts	\$ 12,732	\$ 10,826	\$ 1,906
1,207	Los Angeles	Alhambra Courthouse	C1017-Interior Windows and Storefronts	\$ 12,614	\$ 10,848	\$ 1,766
1,208	San Francisco	Hall of Justice	C1017-Interior Windows and Storefronts	\$ 61,885	\$ 14,394	\$ 47,491
1,209	Los Angeles	Clara Shortridge Foltz Criminal Justice Center	C1017-Interior Windows and Storefronts	\$ 76,391	\$ 52,549	\$ 23,842
1,210	Los Angeles	Alhambra Courthouse	C1017-Interior Windows and Storefronts	\$ 100,910	\$ 86,783	\$ 14,127
1,211	Los Angeles	Norwalk Courthouse	C1017-Interior Windows and Storefronts	\$ 127,319	\$ 108,259	\$ 19,060
1,212	Los Angeles	Clara Shortridge Foltz Criminal Justice Center	C1017-Interior Windows and Storefronts	\$ 254,638	\$ 175,165	\$ 79,473
1,213	Los Angeles	Hall of Records	C1020-Interior Doors	\$ 7,208	\$ 763	\$ 6,445



Line #	County	Facility Name	Project System Targeted for Renewal	Project Rough Order of Magnitude	Judicial Branch Share of Cost	County Share of Cost
1,214	Los Angeles	Metropolitan Courthouse	C1020-Interior Doors	\$ 1,114	\$ 1,053	\$ 61
1,215	Los Angeles	Hall of Records	C1020-Interior Doors	\$ 14,416	\$ 1,527	\$ 12,889
1,216	Los Angeles	David M. Kenyon Juvenile Justice Center	C1020-Interior Doors	\$ 5,215	\$ 2,120	\$ 3,095
1,217	Los Angeles	Hall of Records	C1020-Interior Doors	\$ 21,625	\$ 2,290	\$ 19,335
1,218	Los Angeles	Pomona Courthouse South	C1020-Interior Doors	\$ 2,567	\$ 2,340	\$ 227
1,219	Los Angeles	Eastlake Juvenile Court	C1020-Interior Doors	\$ 5,215	\$ 2,857	\$ 2,358
1,220	Sonoma	Hall of Justice	C1020-Interior Doors	\$ 5,767	\$ 3,426	\$ 2,341
1,221	Lake	Lakeport Court Facility	C1020-Interior Doors	\$ 11,534	\$ 3,460	\$ 8,074
1,222	Siskiyou	Siskiyou County Courthouse	C1020-Interior Doors	\$ 10,385	\$ 3,492	\$ 6,893
1,223	Los Angeles	Malibu Courthouse	C1020-Interior Doors	\$ 9,641	\$ 3,662	\$ 5,979
1,224	Los Angeles	Clara Shortridge Foltz Criminal Justice Center	C1020-Interior Doors	\$ 5,486	\$ 3,774	\$ 1,712
1,225	San Francisco	Hall of Justice	C1020-Interior Doors	\$ 16,656	\$ 3,874	\$ 12,782
1,226	Riverside	Riverside Juvenile Court	C1020-Interior Doors	\$ 8,097	\$ 3,995	\$ 4,102
1,227	Riverside	Riverside Juvenile Court	C1020-Interior Doors	\$ 9,325	\$ 4,601	\$ 4,724
1,228	Sutter	Courthouse West	C1020-Interior Doors	\$ 5,656	\$ 4,666	\$ 990
1,229	Los Angeles	El Monte Courthouse	C1020-Interior Doors	\$ 8,306	\$ 4,827	\$ 3,479
1,230	Siskiyou	Siskiyou County Courthouse	C1020-Interior Doors	\$ 14,698	\$ 4,943	\$ 9,755
1,231	Del Norte	Del Norte County Superior Court	C1020-Interior Doors	\$ 8,075	\$ 4,948	\$ 3,127
1,232	San Luis Obispo	Grover Beach Branch	C1020-Interior Doors	\$ 5,150	\$ 5,150	\$ -
1,233	Los Angeles	Pomona Courthouse South	C1020-Interior Doors	\$ 5,266	\$ 5,266	\$ -
1,234	Contra Costa	Wakefield Taylor Courthouse	C1020-Interior Doors	\$ 5,454	\$ 5,454	\$ -
1,235	Tulare	Visalia Superior Court	C1020-Interior Doors	\$ 17,017	\$ 5,502	\$ 11,515
1,236	Nevada	Nevada City Courthouse Annex	C1020-Interior Doors	\$ 13,264	\$ 5,665	\$ 7,599
1,237	Los Angeles	Stanley Mosk Courthouse	C1020-Interior Doors	\$ 5,847	\$ 5,687	\$ 160
1,238	Nevada	Nevada City Courthouse Annex	C1020-Interior Doors	\$ 13,528	\$ 5,778	\$ 7,750
1,239	Butte	Chico Courthouse	C1020-Interior Doors	\$ 6,158	\$ 6,158	\$ -
1,240	San Diego	County Courthouse	C1020-Interior Doors	\$ 8,077	\$ 6,253	\$ 1,824
1,241	El Dorado	Main St. Courthouse	C1020-Interior Doors	\$ 6,632	\$ 6,632	\$ -
1,242	Humboldt	Humboldt County Courthouse (Eureka)	C1020-Interior Doors	\$ 22,616	\$ 7,545	\$ 15,071
1,243	Los Angeles	Pasadena Courthouse	C1020-Interior Doors	\$ 10,889	\$ 7,552	\$ 3,337
1,244	Siskiyou	Siskiyou County Courthouse	C1020-Interior Doors	\$ 22,775	\$ 7,659	\$ 15,116
1,245	San Diego	Juvenile Court	C1020-Interior Doors	\$ 10,344	\$ 7,719	\$ 2,625
1,246	Tulare	Visalia Superior Court	C1020-Interior Doors	\$ 24,441	\$ 7,902	\$ 16,539
1,247	Siskiyou	Siskiyou County Courthouse	C1020-Interior Doors	\$ 24,633	\$ 8,284	\$ 16,349
1,248	Santa Clara	Downtown Superior Court	C1020-Interior Doors	\$ 8,293	\$ 8,293	\$ -



Line #	County	Facility Name	Project System Targeted for Renewal	Project Rough Order of Magnitude	Judicial Branch Share of Cost	County Share of Cost
1,249	Santa Barbara	Santa Maria Courts Bldgs C + D	C1020-Interior Doors	\$ 15,827	\$ 8,657	\$ 7,170
1,250	San Bernardino	Victorville Courthouse-Dept. N-1	C1020-Interior Doors	\$ 9,067	\$ 9,067	\$ -
1,251	El Dorado	Johnson Bldg.	C1020-Interior Doors	\$ 9,380	\$ 9,380	\$ -
1,252	Tulare	Visalia Superior Court	C1020-Interior Doors	\$ 29,572	\$ 9,561	\$ 20,011
1,253	San Mateo	Hall of Justice	C1020-Interior Doors	\$ 18,225	\$ 9,605	\$ 8,620
1,254	Los Angeles	Whittier Courthouse	C1020-Interior Doors	\$ 9,728	\$ 9,728	\$ -
1,255	San Diego	East County Regional Center	C1020-Interior Doors	\$ 14,970	\$ 10,136	\$ 4,834
1,256	Mendocino	County Courthouse	C1020-Interior Doors	\$ 15,516	\$ 10,492	\$ 5,024
1,257	Los Angeles	West Covina Courthouse	C1020-Interior Doors	\$ 12,726	\$ 10,564	\$ 2,162
1,258	Los Angeles	Hall of Records	C1020-Interior Doors	\$ 100,914	\$ 10,687	\$ 90,227
1,259	Los Angeles	Eastlake Juvenile Court	C1020-Interior Doors	\$ 20,067	\$ 10,993	\$ 9,074
1,260	Orange	North Justice Center	C1020-Interior Doors	\$ 12,532	\$ 11,318	\$ 1,214
1,261	San Diego	County Courthouse	C1020-Interior Doors	\$ 14,970	\$ 11,590	\$ 3,380
1,262	Lake	Lakeport Court Facility	C1020-Interior Doors	\$ 39,306	\$ 11,792	\$ 27,514
1,263	Los Angeles	Malibu Courthouse	C1020-Interior Doors	\$ 31,872	\$ 12,105	\$ 19,767
1,264	Yolo	Family Support	C1020-Interior Doors	\$ 74,566	\$ 12,453	\$ 62,113
1,265	Santa Barbara	Santa Maria Courts Bldgs C + D	C1020-Interior Doors	\$ 13,122	\$ 13,122	\$ -
1,266	San Mateo	Northern Branch Courthouse	C1020-Interior Doors	\$ 16,132	\$ 13,423	\$ 2,709
1,267	San Mateo	Northern Branch Courthouse	C1020-Interior Doors	\$ 16,132	\$ 13,423	\$ 2,709
1,268	Riverside	Palm Springs Courts	C1020-Interior Doors	\$ 33,093	\$ 13,439	\$ 19,654
1,269	Sacramento	Gordon Schaber Sacramento Superior Court	C1020-Interior Doors	\$ 13,528	\$ 13,528	\$ -
1,270	Los Angeles	Van Nuys Courthouse East	C1020-Interior Doors	\$ 15,604	\$ 14,003	\$ 1,601
1,271	Humboldt	Humboldt County Courthouse (Eureka)	C1020-Interior Doors	\$ 42,139	\$ 14,058	\$ 28,081
1,272	Los Angeles	Santa Monica Courthouse	C1020-Interior Doors	\$ 17,979	\$ 14,112	\$ 3,867
1,273	Riverside	Corona	C1020-Interior Doors	\$ 26,379	\$ 14,253	\$ 12,126
1,274	Los Angeles	Beverly Hills Courthouse	C1020-Interior Doors	\$ 17,979	\$ 14,297	\$ 3,682
1,275	San Diego	Kearny Mesa Court	C1020-Interior Doors	\$ 14,970	\$ 14,970	\$ -
1,276	Lake	Lakeport Court Facility	C1020-Interior Doors	\$ 51,500	\$ 15,450	\$ 36,050
1,277	San Mateo	Central Branch	C1020-Interior Doors	\$ 15,461	\$ 15,461	\$ -
1,278	Merced	Old Court	C1020-Interior Doors	\$ 15,995	\$ 15,995	\$ -
1,279	San Diego	County Courthouse	C1020-Interior Doors	\$ 20,688	\$ 16,017	\$ 4,671
1,280	Sacramento	Gordon Schaber Sacramento Superior Court	C1020-Interior Doors	\$ 16,151	\$ 16,151	\$ -
1,281	Stanislaus	Modesto Main Courthouse	C1020-Interior Doors	\$ 16,240	\$ 16,206	\$ 34



Line #	County	Facility Name	Project System Targeted for Renewal	Project Rough Order of Magnitude	Judicial Branch Share of Cost	County Share of Cost
1,282	Los Angeles	Governor George Deukmejian Courthouse	C1020-Interior Doors	\$ 16,400	\$ 16,400	\$ -
1,283	Santa Clara	Downtown Superior Court	C1020-Interior Doors	\$ 16,441	\$ 16,441	\$ -
1,284	Los Angeles	Parking Structure Lot 59- Whittier Admin CTR	C1020-Interior Doors	\$ 19,457	\$ 16,817	\$ 2,640
1,285	Tulare	Visalia Superior Court	C1020-Interior Doors	\$ 52,233	\$ 16,887	\$ 35,346
1,286	Los Angeles	Metropolitan Courthouse	C1020-Interior Doors	\$ 17,930	\$ 16,951	\$ 979
1,287	San Francisco	Hall of Justice	C1020-Interior Doors	\$ 75,243	\$ 17,502	\$ 57,741
1,288	Orange	Central Justice Center	C1020-Interior Doors	\$ 19,483	\$ 17,763	\$ 1,720
1,289	Lake	Lakeport Court Facility	C1020-Interior Doors	\$ 60,692	\$ 18,208	\$ 42,484
1,290	Orange	North Justice Center	C1020-Interior Doors	\$ 18,306	\$ 18,306	\$ -
1,291	Humboldt	Humboldt County Courthouse (Eureka)	C1020-Interior Doors	\$ 56,185	\$ 18,743	\$ 37,442
1,292	Los Angeles	Pomona Courthouse North	C1020-Interior Doors	\$ 19,457	\$ 19,457	\$ -
1,293	Riverside	Palm Springs Courts	C1020-Interior Doors	\$ 50,237	\$ 20,401	\$ 29,836
1,294	San Mateo	Hall of Justice	C1020-Interior Doors	\$ 41,384	\$ 21,809	\$ 19,575
1,295	San Luis Obispo	Grover Beach Branch	C1020-Interior Doors	\$ 22,193	\$ 22,193	\$ -
1,296	Stanislaus	Modesto Main Courthouse	C1020-Interior Doors	\$ 22,355	\$ 22,308	\$ 47
1,297	Solano	Law And Justice Center	C1020-Interior Doors	\$ 22,980	\$ 22,980	\$ -
1,298	Santa Barbara	Santa Maria Courts, Bldg F	C1020-Interior Doors	\$ 23,740	\$ 23,740	\$ -
1,299	Tulare	Visalia Superior Court	C1020-Interior Doors	\$ 23,800	\$ 23,800	\$ -
1,300	Los Angeles	Norwalk Courthouse	C1020-Interior Doors	\$ 28,242	\$ 24,014	\$ 4,228
1,301	San Bernardino	Victorville Courthouse-Dept. N-1	C1020-Interior Doors	\$ 39,304	\$ 25,253	\$ 14,051
1,302	San Diego	Kearny Mesa Court	C1020-Interior Doors	\$ 25,860	\$ 25,860	\$ -
1,303	Santa Barbara	Santa Maria Courts, Bldgs. A + B	C1020-Interior Doors	\$ 26,378	\$ 26,378	\$ -
1,304	Solano	Solano Justice Building	C1020-Interior Doors	\$ 34,986	\$ 26,624	\$ 8,362
1,305	Tulare	Visalia Superior Court	C1020-Interior Doors	\$ 27,200	\$ 27,200	\$ -
1,306	Tulare	Visalia Superior Court	C1020-Interior Doors	\$ 27,200	\$ 27,200	\$ -
1,307	Shasta	Main Courthouse	C1020-Interior Doors	\$ 41,205	\$ 28,724	\$ 12,481
1,308	Orange	North Justice Center	C1020-Interior Doors	\$ 31,883	\$ 28,794	\$ 3,089
1,309	San Bernardino	Fontana Courthouse	C1020-Interior Doors	\$ 28,932	\$ 28,932	\$ -
1,310	El Dorado	Main St. Courthouse	C1020-Interior Doors	\$ 29,339	\$ 29,339	\$ -
1,311	Los Angeles	David M. Kenyon Juvenile Justice Center	C1020-Interior Doors	\$ 72,309	\$ 29,401	\$ 42,908
1,312	San Bernardino	Chino Courthouse	C1020-Interior Doors	\$ 29,410	\$ 29,410	\$ -
1,313	Contra Costa	George D. Carroll Courthouse	C1020-Interior Doors	\$ 38,588	\$ 29,790	\$ 8,798
1,314	Contra Costa	Wakefield Taylor Courthouse	C1020-Interior Doors	\$ 29,885	\$ 29,885	\$ -
1,315	Los Angeles	Inglewood Juvenile Court	C1020-Interior Doors	\$ 30,236	\$ 30,236	\$ -



Line #	County	Facility Name	Project System Targeted for Renewal	Project Rough Order of Magnitude	Judicial Branch Share of Cost	County Share of Cost
1,316	Butte	Butte County Courthouse	C1020-Interior Doors	\$ 30,449	\$ 30,449	\$ -
1,317	Los Angeles	David M. Kenyon Juvenile Justice Center	C1020-Interior Doors	\$ 30,693	\$ 30,693	\$ -
1,318	Los Angeles	Pasadena Courthouse	C1020-Interior Doors	\$ 30,693	\$ 30,693	\$ -
1,319	Los Angeles	Pasadena Courthouse	C1020-Interior Doors	\$ 30,693	\$ 30,693	\$ -
1,320	Los Angeles	Pasadena Courthouse	C1020-Interior Doors	\$ 30,693	\$ 30,693	\$ -
1,321	Los Angeles	Pasadena Courthouse	C1020-Interior Doors	\$ 30,693	\$ 30,693	\$ -
1,322	Los Angeles	Pasadena Courthouse	C1020-Interior Doors	\$ 30,693	\$ 30,693	\$ -
1,323	Los Angeles	Torrance Courthouse	C1020-Interior Doors	\$ 30,693	\$ 30,693	\$ -
1,324	Los Angeles	Torrance Courthouse	C1020-Interior Doors	\$ 30,693	\$ 30,693	\$ -
1,325	Shasta	Main Courthouse	C1020-Interior Doors	\$ 44,094	\$ 30,738	\$ 13,356
1,326	Nevada	Nevada City Courthouse Annex	C1020-Interior Doors	\$ 73,347	\$ 31,327	\$ 42,020
1,327	Santa Barbara	Figueroa Division	C1020-Interior Doors	\$ 32,037	\$ 32,037	\$ -
1,328	Los Angeles	Whittier Courthouse	C1020-Interior Doors	\$ 38,179	\$ 32,998	\$ 5,181
1,329	Los Angeles	Whittier Courthouse	C1020-Interior Doors	\$ 38,179	\$ 32,998	\$ 5,181
1,330	Los Angeles	Santa Clarita Courthouse	C1020-Interior Doors	\$ 37,574	\$ 33,212	\$ 4,362
1,331	San Diego	South County Regional Center	C1020-Interior Doors	\$ 33,291	\$ 33,291	\$ -
1,332	Orange	West Justice Center	C1020-Interior Doors	\$ 37,208	\$ 33,740	\$ 3,468
1,333	Riverside	Hemet	C1020-Interior Doors	\$ 34,178	\$ 34,178	\$ -
1,334	San Francisco	Hall of Justice	C1020-Interior Doors	\$ 147,351	\$ 34,274	\$ 113,077
1,335	Imperial	Imperial County Courthouse	C1020-Interior Doors	\$ 34,336	\$ 34,336	\$ -
1,336	Orange	North Justice Center	C1020-Interior Doors	\$ 38,257	\$ 34,550	\$ 3,707
1,337	Orange	North Justice Center	C1020-Interior Doors	\$ 38,287	\$ 34,577	\$ 3,710
1,338	Humboldt	Humboldt County Courthouse (Eureka)	C1020-Interior Doors	\$ 103,706	\$ 34,596	\$ 69,110
1,339	Sonoma	Hall of Justice	C1020-Interior Doors	\$ 60,692	\$ 36,051	\$ 24,641
1,340	Riverside	Palm Springs Courts	C1020-Interior Doors	\$ 36,748	\$ 36,748	\$ -
1,341	Santa Barbara	Figueroa Division	C1020-Interior Doors	\$ 36,754	\$ 36,754	\$ -
1,342	Los Angeles	West Covina Courthouse	C1020-Interior Doors	\$ 44,543	\$ 36,975	\$ 7,568
1,343	Contra Costa	George D. Carroll Courthouse	C1020-Interior Doors	\$ 49,086	\$ 37,894	\$ 11,192
1,344	Santa Clara	Downtown Superior Court	C1020-Interior Doors	\$ 38,286	\$ 38,286	\$ -
1,345	Los Angeles	Central Arraignment Courts	C1020-Interior Doors	\$ 38,340	\$ 38,340	\$ -
1,346	Los Angeles	Santa Clarita Courthouse	C1020-Interior Doors	\$ 43,386	\$ 38,349	\$ 5,037
1,347	San Luis Obispo	Courthouse Annex	C1020-Interior Doors	\$ 39,723	\$ 39,723	\$ -
1,348	Sacramento	Gordon Schaber Sacramento Superior Court	C1020-Interior Doors	\$ 39,791	\$ 39,791	\$ -
1,349	Los Angeles	Pomona Courthouse South	C1020-Interior Doors	\$ 44,543	\$ 40,596	\$ 3,947



Line #	County	Facility Name	Project System Targeted for Renewal	Project Rough Order of Magnitude	Judicial Branch Share of Cost	County Share of Cost
1,350	Los Angeles	Clara Shortridge Foltz Criminal Justice Center	C1020-Interior Doors	\$ 60,069	\$ 41,321	\$ 18,748
1,351	San Bernardino	Fontana Courthouse	C1020-Interior Doors	\$ 49,984	\$ 41,552	\$ 8,432
1,352	San Francisco	Civic Center Courthouse	C1020-Interior Doors	\$ 41,658	\$ 41,658	\$ -
1,353	Merced	Old Court	C1020-Interior Doors	\$ 41,771	\$ 41,771	\$ -
1,354	Los Angeles	Inglewood Juvenile Court	C1020-Interior Doors	\$ 42,350	\$ 42,350	\$ -
1,355	Alameda	Wiley W. Manuel Courthouse	C1020-Interior Doors	\$ 42,701	\$ 42,701	\$ -
1,356	Los Angeles	Pomona Courthouse North	C1020-Interior Doors	\$ 44,543	\$ 42,873	\$ 1,670
1,357	Los Angeles	Pomona Courthouse North	C1020-Interior Doors	\$ 44,543	\$ 42,873	\$ 1,670
1,358	Riverside	Palm Springs Courts	C1020-Interior Doors	\$ 105,897	\$ 43,005	\$ 62,892
1,359	Santa Clara	Downtown Superior Court	C1020-Interior Doors	\$ 43,611	\$ 43,611	\$ -
1,360	Shasta	Main Courthouse	C1020-Interior Doors	\$ 63,087	\$ 43,978	\$ 19,109
1,361	San Diego	County Courthouse	C1020-Interior Doors	\$ 57,375	\$ 44,420	\$ 12,955
1,362	Shasta	Main Courthouse	C1020-Interior Doors	\$ 64,865	\$ 45,217	\$ 19,648
1,363	Los Angeles	Inglewood Juvenile Court	C1020-Interior Doors	\$ 45,355	\$ 45,355	\$ -
1,364	Butte	Chico Courthouse	C1020-Interior Doors	\$ 45,549	\$ 45,549	\$ -
1,365	Los Angeles	Beverly Hills Courthouse	C1020-Interior Doors	\$ 57,848	\$ 46,001	\$ 11,847
1,366	San Diego	East County Regional Center	C1020-Interior Doors	\$ 46,347	\$ 46,347	\$ -
1,367	Sacramento	Credit Union Bldg.	C1020-Interior Doors	\$ 46,374	\$ 46,374	\$ -
1,368	Shasta	Main Courthouse	C1020-Interior Doors	\$ 47,110	\$ 47,110	\$ -
1,369	Santa Barbara	Figueroa Division	C1020-Interior Doors	\$ 47,557	\$ 47,557	\$ -
1,370	Los Angeles	Santa Monica Courthouse	C1020-Interior Doors	\$ 62,668	\$ 49,188	\$ 13,480
1,371	Los Angeles	Eastlake Juvenile Court	C1020-Interior Doors	\$ 90,387	\$ 49,514	\$ 40,873
1,372	Orange	West Justice Center	C1020-Interior Doors	\$ 54,619	\$ 49,529	\$ 5,090
1,373	Kern	Delano/North Kern Court	C1020-Interior Doors	\$ 61,425	\$ 49,533	\$ 11,892
1,374	Los Angeles	Whittier Courthouse	C1020-Interior Doors	\$ 58,371	\$ 50,450	\$ 7,921
1,375	Orange	North Justice Center	C1020-Interior Doors	\$ 56,394	\$ 50,929	\$ 5,465
1,376	Imperial	Imperial County Courthouse	C1020-Interior Doors	\$ 51,267	\$ 51,267	\$ -
1,377	Orange	Betty Lou Lamoreaux Justice Center	C1020-Interior Doors	\$ 51,473	\$ 51,473	\$ -
1,378	Sacramento	Gordon Schaber Sacramento Superior Court	C1020-Interior Doors	\$ 52,341	\$ 52,341	\$ -
1,379	Los Angeles	Stanley Mosk Courthouse	C1020-Interior Doors	\$ 56,360	\$ 54,816	\$ 1,544
1,380	Los Angeles	Compton Courthouse	C1020-Interior Doors	\$ 54,903	\$ 54,903	\$ -
1,381	San Joaquin	Lodi Branch- Dept. 2	C1020-Interior Doors	\$ 55,001	\$ 55,001	\$ -
1,382	Los Angeles	Santa Monica Courthouse	C1020-Interior Doors	\$ 70,282	\$ 55,164	\$ 15,118
1,383	San Diego	East County Regional Center	C1020-Interior Doors	\$ 55,260	\$ 55,260	\$ -



Line #	County	Facility Name	Project System Targeted for Renewal	Project Rough Order of Magnitude	Judicial Branch Share of Cost	County Share of Cost
1,384	Sacramento	Gordon Schaber Sacramento Superior Court	C1020-Interior Doors	\$ 55,531	\$ 55,531	\$ -
1,385	Los Angeles	Burbank Courthouse	C1020-Interior Doors	\$ 63,743	\$ 57,853	\$ 5,890
1,386	Los Angeles	Pomona Courthouse North	C1020-Interior Doors	\$ 58,371	\$ 58,371	\$ -
1,387	Los Angeles	Whittier Courthouse	C1020-Interior Doors	\$ 58,371	\$ 58,371	\$ -
1,388	Riverside	Palm Springs Courts	C1020-Interior Doors	\$ 145,609	\$ 59,132	\$ 86,477
1,389	Los Angeles	Pasadena Courthouse	C1020-Interior Doors	\$ 86,548	\$ 60,021	\$ 26,527
1,390	Los Angeles	Compton Courthouse	C1020-Interior Doors	\$ 60,560	\$ 60,560	\$ -
1,391	Los Angeles	Compton Courthouse	C1020-Interior Doors	\$ 60,560	\$ 60,560	\$ -
1,392	Los Angeles	Compton Courthouse	C1020-Interior Doors	\$ 60,560	\$ 60,560	\$ -
1,393	San Bernardino	San Bernardino Courthouse - Annex	C1020-Interior Doors	\$ 63,603	\$ 60,830	\$ 2,773
1,394	Nevada	Nevada City Courthouse Annex	C1020-Interior Doors	\$ 144,262	\$ 61,614	\$ 82,648
1,395	Los Angeles	Alhambra Courthouse	C1020-Interior Doors	\$ 71,882	\$ 61,819	\$ 10,063
1,396	Solano	Hall of Justice	C1020-Interior Doors	\$ 87,465	\$ 63,692	\$ 23,773
1,397	Los Angeles	Pomona Courthouse South	C1020-Interior Doors	\$ 69,996	\$ 63,794	\$ 6,202
1,398	San Francisco	Hall of Justice	C1020-Interior Doors	\$ 276,056	\$ 64,211	\$ 211,845
1,399	Los Angeles	Malibu Courthouse	C1020-Interior Doors	\$ 169,576	\$ 64,405	\$ 105,171
1,400	San Diego	County Courthouse	C1020-Interior Doors	\$ 84,626	\$ 65,517	\$ 19,109
1,401	San Bernardino	Chino Courthouse	C1020-Interior Doors	\$ 66,507	\$ 66,507	\$ -
1,402	Los Angeles	Torrance Courthouse	C1020-Interior Doors	\$ 74,367	\$ 67,250	\$ 7,117
1,403	Los Angeles	Whittier Courthouse	C1020-Interior Doors	\$ 77,828	\$ 67,267	\$ 10,561
1,404	Los Angeles	Alhambra Courthouse	C1020-Interior Doors	\$ 67,632	\$ 67,632	\$ -
1,405	Merced	Old Court	C1020-Interior Doors	\$ 69,003	\$ 69,003	\$ -
1,406	Tulare	Visalia Superior Court	C1020-Interior Doors	\$ 69,215	\$ 69,215	\$ -
1,407	Kings	Avenal Court	C1020-Interior Doors	\$ 122,868	\$ 71,276	\$ 51,592
1,408	San Bernardino	Victorville Courthouse-Dept. N-1	C1020-Interior Doors	\$ 113,298	\$ 72,794	\$ 40,504
1,409	Los Angeles	Pasadena Courthouse	C1020-Interior Doors	\$ 106,380	\$ 73,775	\$ 32,605
1,410	Los Angeles	Torrance Courthouse	C1020-Interior Doors	\$ 86,126	\$ 77,884	\$ 8,242
1,411	Los Angeles	Beverly Hills Courthouse	C1020-Interior Doors	\$ 99,566	\$ 79,175	\$ 20,391
1,412	Tulare	Visalia Superior Court	C1020-Interior Doors	\$ 246,381	\$ 79,655	\$ 166,726
1,413	Tulare	Visalia Superior Court	C1020-Interior Doors	\$ 79,785	\$ 79,785	\$ -
1,414	Sacramento	Gordon Schaber Sacramento Superior Court	C1020-Interior Doors	\$ 81,177	\$ 81,177	\$ -
1,415	Los Angeles	Torrance Courthouse	C1020-Interior Doors	\$ 90,123	\$ 81,498	\$ 8,625
1,416	Santa Barbara	Santa Maria Courts Bldgs C + D	C1020-Interior Doors	\$ 150,355	\$ 82,244	\$ 68,111
1,417	El Dorado	Main St. Courthouse	C1020-Interior Doors	\$ 82,435	\$ 82,435	\$ -



Line #	County	Facility Name	Project System Targeted for Renewal	Project Rough Order of Magnitude	Judicial Branch Share of Cost	County Share of Cost
1,418	Lake	Lakeport Court Facility	C1020-Interior Doors	\$ 82,917	\$ 82,917	\$ -
1,419	Orange	North Justice Center	C1020-Interior Doors	\$ 83,006	\$ 83,006	\$ -
1,420	Butte	Butte County Courthouse	C1020-Interior Doors	\$ 91,098	\$ 91,098	\$ -
1,421	Siskiyou	Siskiyou County Courthouse	C1020-Interior Doors	\$ 273,294	\$ 91,909	\$ 181,385
1,422	Stanislaus	Modesto Main Courthouse	C1020-Interior Doors	\$ 94,261	\$ 94,261	\$ -
1,423	Los Angeles	Compton Courthouse	C1020-Interior Doors	\$ 94,293	\$ 94,293	\$ -
1,424	San Bernardino	Chino Courthouse	C1020-Interior Doors	\$ 95,144	\$ 95,144	\$ -
1,425	Alameda	Fremont Hall of Justice	C1020-Interior Doors	\$ 120,133	\$ 95,386	\$ 24,747
1,426	Orange	West Justice Center	C1020-Interior Doors	\$ 107,068	\$ 97,089	\$ 9,979
1,427	Nevada	Nevada City Courthouse	C1020-Interior Doors	\$ 148,281	\$ 97,124	\$ 51,157
1,428	San Mateo	Central Branch	C1020-Interior Doors	\$ 100,874	\$ 100,874	\$ -
1,429	Sacramento	Gordon Schaber Sacramento Superior Court	C1020-Interior Doors	\$ 101,801	\$ 101,801	\$ -
1,430	Los Angeles	Compton Courthouse	C1020-Interior Doors	\$ 102,049	\$ 102,049	\$ -
1,431	Sonoma	Hall of Justice	C1020-Interior Doors	\$ 173,597	\$ 103,117	\$ 70,480
1,432	Mendocino	County Courthouse	C1020-Interior Doors	\$ 106,954	\$ 106,954	\$ -
1,433	Santa Barbara	Santa Maria Courts Bldgs C + D	C1020-Interior Doors	\$ 200,473	\$ 109,659	\$ 90,814
1,434	San Diego	East County Regional Center	C1020-Interior Doors	\$ 111,529	\$ 111,529	\$ -
1,435	Lake	Lakeport Court Facility	C1020-Interior Doors	\$ 371,994	\$ 111,598	\$ 260,396
1,436	San Diego	County Courthouse	C1020-Interior Doors	\$ 147,845	\$ 114,462	\$ 33,383
1,437	Los Angeles	Eastlake Juvenile Court	C1020-Interior Doors	\$ 210,154	\$ 115,122	\$ 95,032
1,438	San Mateo	Northern Branch Courthouse	C1020-Interior Doors	\$ 139,161	\$ 115,796	\$ 23,365
1,439	Stanislaus	Hall of Records	C1020-Interior Doors	\$ 250,528	\$ 117,172	\$ 133,356
1,440	Santa Clara	Downtown Superior Court	C1020-Interior Doors	\$ 117,801	\$ 117,801	\$ -
1,441	Los Angeles	Monrovia Training Center	C1020-Interior Doors	\$ 119,648	\$ 119,648	\$ -
1,442	Fresno	Fresno County Courthouse	C1020-Interior Doors	\$ 125,089	\$ 119,973	\$ 5,116
1,443	Tulare	Visalia Superior Court	C1020-Interior Doors	\$ 121,127	\$ 121,127	\$ -
1,444	Los Angeles	Pomona Courthouse South	C1020-Interior Doors	\$ 132,956	\$ 121,176	\$ 11,780
1,445	Los Angeles	Norwalk Courthouse	C1020-Interior Doors	\$ 121,714	\$ 121,714	\$ -
1,446	San Mateo	Northern Branch Courthouse	C1020-Interior Doors	\$ 147,230	\$ 122,510	\$ 24,720
1,447	Fresno	Fresno County Courthouse	C1020-Interior Doors	\$ 123,346	\$ 123,346	\$ -
1,448	Los Angeles	Beverly Hills Courthouse	C1020-Interior Doors	\$ 159,358	\$ 126,721	\$ 32,637
1,449	Contra Costa	Wakefield Taylor Courthouse	C1020-Interior Doors	\$ 130,779	\$ 130,779	\$ -
1,450	Los Angeles	Norwalk Courthouse	C1020-Interior Doors	\$ 158,580	\$ 134,841	\$ 23,739
1,451	Los Angeles	Torrance Courthouse	C1020-Interior Doors	\$ 149,898	\$ 135,553	\$ 14,345
1,452	Orange	Central Justice Center	C1020-Interior Doors	\$ 148,832	\$ 135,690	\$ 13,142



Line #	County	Facility Name	Project System Targeted for Renewal	Project Rough Order of Magnitude	Judicial Branch Share of Cost	County Share of Cost
1,453	Orange	West Justice Center	C1020-Interior Doors	\$ 151,024	\$ 136,949	\$ 14,075
1,454	Santa Barbara	Santa Maria Courts, Bldg G	C1020-Interior Doors	\$ 142,561	\$ 137,557	\$ 5,004
1,455	Orange	North Justice Center	C1020-Interior Doors	\$ 154,103	\$ 139,170	\$ 14,933
1,456	Tulare	Visalia Superior Court	C1020-Interior Doors	\$ 431,166	\$ 139,396	\$ 291,770
1,457	Nevada	Nevada City Courthouse	C1020-Interior Doors	\$ 212,958	\$ 139,487	\$ 73,471
1,458	Alameda	Hayward Hall of Justice	C1020-Interior Doors	\$ 140,761	\$ 140,761	\$ -
1,459	Orange	North Justice Center	C1020-Interior Doors	\$ 159,340	\$ 143,900	\$ 15,440
1,460	Alameda	Fremont Hall of Justice	C1020-Interior Doors	\$ 145,952	\$ 145,952	\$ -
1,461	Humboldt	Humboldt County Courthouse (Eureka)	C1020-Interior Doors	\$ 147,379	\$ 147,379	\$ -
1,462	Santa Clara	Downtown Superior Court	C1020-Interior Doors	\$ 151,701	\$ 151,701	\$ -
1,463	San Diego	Kearny Mesa Court	C1020-Interior Doors	\$ 151,947	\$ 151,947	\$ -
1,464	Los Angeles	Pasadena Courthouse	C1020-Interior Doors	\$ 227,510	\$ 157,778	\$ 69,732
1,465	Los Angeles	Alhambra Courthouse	C1020-Interior Doors	\$ 160,069	\$ 160,069	\$ -
1,466	Los Angeles	Central Arraignment Courts	C1020-Interior Doors	\$ 160,069	\$ 160,069	\$ -
1,467	Los Angeles	Central Arraignment Courts	C1020-Interior Doors	\$ 160,069	\$ 160,069	\$ -
1,468	Los Angeles	Glendale Courthouse	C1020-Interior Doors	\$ 160,069	\$ 160,069	\$ -
1,469	Los Angeles	Hall of Records	C1020-Interior Doors	\$ 160,069	\$ 160,069	\$ -
1,470	Los Angeles	Hall of Records	C1020-Interior Doors	\$ 160,069	\$ 160,069	\$ -
1,471	Los Angeles	Hall of Records	C1020-Interior Doors	\$ 160,069	\$ 160,069	\$ -
1,472	Los Angeles	Los Padrinos Juvenile Court	C1020-Interior Doors	\$ 160,069	\$ 160,069	\$ -
1,473	Los Angeles	Norwalk Courthouse	C1020-Interior Doors	\$ 160,069	\$ 160,069	\$ -
1,474	Los Angeles	Santa Monica Courthouse	C1020-Interior Doors	\$ 160,069	\$ 160,069	\$ -
1,475	Los Angeles	Sylmar Juvenile Court	C1020-Interior Doors	\$ 160,069	\$ 160,069	\$ -
1,476	Los Angeles	Van Nuys Courthouse East	C1020-Interior Doors	\$ 160,069	\$ 160,069	\$ -
1,477	Los Angeles	Pomona Courthouse South	C1020-Interior Doors	\$ 181,598	\$ 165,508	\$ 16,090
1,478	Orange	Central Justice Center	C1020-Interior Doors	\$ 182,064	\$ 165,988	\$ 16,076
1,479	Los Angeles	Santa Clarita Courthouse	C1020-Interior Doors	\$ 191,230	\$ 169,028	\$ 22,202
1,480	Los Angeles	Alhambra Courthouse	C1020-Interior Doors	\$ 170,549	\$ 170,549	\$ -
1,481	San Bernardino	Victorville Courthouse-Dept. N-1	C1020-Interior Doors	\$ 266,583	\$ 171,280	\$ 95,303
1,482	Stanislaus	Modesto Main Courthouse	C1020-Interior Doors	\$ 175,620	\$ 175,251	\$ 369
1,483	Los Angeles	Torrance Courthouse	C1020-Interior Doors	\$ 196,652	\$ 177,832	\$ 18,820
1,484	Los Angeles	Eastlake Juvenile Court	C1020-Interior Doors	\$ 325,013	\$ 178,042	\$ 146,971
1,485	Los Angeles	Inglewood Juvenile Court	C1020-Interior Doors	\$ 178,395	\$ 178,395	\$ -
1,486	Shasta	Main Courthouse	C1020-Interior Doors	\$ 258,111	\$ 179,929	\$ 78,182
1,487	Sacramento	Gordon Schaber Sacramento Superior Court	C1020-Interior Doors	\$ 182,656	\$ 182,656	\$ -



Line #	County	Facility Name	Project System Targeted for Renewal	Project Rough Order of Magnitude	Judicial Branch Share of Cost	County Share of Cost
1,488	Alameda	Hayward Hall of Justice	C1020-Interior Doors	\$ 185,685	\$ 185,685	\$ -
1,489	Sonoma	Hall of Justice	C1020-Interior Doors	\$ 315,310	\$ 187,294	\$ 128,016
1,490	Contra Costa	George D. Carroll Courthouse	C1020-Interior Doors	\$ 246,549	\$ 190,336	\$ 56,213
1,491	Los Angeles	Stanley Mosk Courthouse	C1020-Interior Doors	\$ 197,765	\$ 192,346	\$ 5,419
1,492	Sacramento	Gordon Schaber Sacramento Superior Court	C1020-Interior Doors	\$ 196,807	\$ 196,807	\$ -
1,493	Alameda	Wiley W. Manuel Courthouse	C1020-Interior Doors	\$ 197,215	\$ 197,215	\$ -
1,494	San Mateo	Hall of Justice	C1020-Interior Doors	\$ 375,987	\$ 198,145	\$ 177,842
1,495	Los Angeles	Pasadena Courthouse	C1020-Interior Doors	\$ 287,205	\$ 199,177	\$ 88,028
1,496	Los Angeles	Santa Monica Courthouse	C1020-Interior Doors	\$ 254,973	\$ 200,128	\$ 54,845
1,497	Los Angeles	Metropolitan Courthouse	C1020-Interior Doors	\$ 216,928	\$ 205,084	\$ 11,844
1,498	Los Angeles	Whittier Courthouse	C1020-Interior Doors	\$ 214,026	\$ 214,026	\$ -
1,499	San Diego	County Courthouse	C1020-Interior Doors	\$ 281,000	\$ 217,550	\$ 63,450
1,500	Los Angeles	Torrance Courthouse	C1020-Interior Doors	\$ 245,986	\$ 222,445	\$ 23,541
1,501	Mendocino	County Courthouse	C1020-Interior Doors	\$ 332,385	\$ 224,759	\$ 107,626
1,502	Alameda	Fremont Hall of Justice	C1020-Interior Doors	\$ 285,523	\$ 226,705	\$ 58,818
1,503	Los Angeles	Metropolitan Courthouse	C1020-Interior Doors	\$ 242,712	\$ 229,460	\$ 13,252
1,504	Santa Barbara	Santa Maria Courts, Bldg G	C1020-Interior Doors	\$ 237,822	\$ 229,474	\$ 8,348
1,505	Los Angeles	Metropolitan Courthouse	C1020-Interior Doors	\$ 230,508	\$ 230,508	\$ -
1,506	Santa Clara	Downtown Superior Court	C1020-Interior Doors	\$ 237,609	\$ 237,609	\$ -
1,507	Humboldt	Humboldt County Courthouse (Eureka)	C1020-Interior Doors	\$ 731,065	\$ 243,883	\$ 487,182
1,508	Fresno	Fresno County Courthouse	C1020-Interior Doors	\$ 251,874	\$ 251,874	\$ -
1,509	Imperial	Imperial County Courthouse	C1020-Interior Doors	\$ 256,334	\$ 256,334	\$ -
1,510	Contra Costa	George D. Carroll Courthouse	C1020-Interior Doors	\$ 258,352	\$ 258,352	\$ -
1,511	Contra Costa	Walnut Creek Courthouse	C1020-Interior Doors	\$ 258,352	\$ 258,352	\$ -
1,512	San Diego	Juvenile Court	C1020-Interior Doors	\$ 348,213	\$ 259,837	\$ 88,376
1,513	Sacramento	Gordon Schaber Sacramento Superior Court	C1020-Interior Doors	\$ 260,841	\$ 260,841	\$ -
1,514	Fresno	Fresno County Courthouse	C1020-Interior Doors	\$ 287,840	\$ 276,067	\$ 11,773
1,515	Los Angeles	Norwalk Courthouse	C1020-Interior Doors	\$ 276,610	\$ 276,610	\$ -
1,516	Los Angeles	Burbank Courthouse	C1020-Interior Doors	\$ 312,020	\$ 283,189	\$ 28,831
1,517	Orange	North Justice Center	C1020-Interior Doors	\$ 317,052	\$ 286,330	\$ 30,722
1,518	San Bernardino	Fontana Courthouse	C1020-Interior Doors	\$ 346,558	\$ 288,094	\$ 58,464
1,519	Santa Clara	Historic Courthouse	C1020-Interior Doors	\$ 289,952	\$ 289,952	\$ -
1,520	San Diego	County Courthouse	C1020-Interior Doors	\$ 379,869	\$ 294,095	\$ 85,774
1,521	Alameda	Wiley W. Manuel Courthouse	C1020-Interior Doors	\$ 360,155	\$ 301,810	\$ 58,345



Line #	County	Facility Name	Project System Targeted for Renewal	Project Rough Order of Magnitude	Judicial Branch Share of Cost	County Share of Cost
1,522	Los Angeles	Santa Clarita Courthouse	C1020-Interior Doors	\$ 345,936	\$ 305,773	\$ 40,163
1,523	San Diego	County Courthouse	C1020-Interior Doors	\$ 311,950	\$ 311,950	\$ -
1,524	Los Angeles	Pasadena Courthouse	C1020-Interior Doors	\$ 475,946	\$ 330,069	\$ 145,877
1,525	Los Angeles	Metropolitan Courthouse	C1020-Interior Doors	\$ 351,409	\$ 332,222	\$ 19,187
1,526	San Diego	County Courthouse	C1020-Interior Doors	\$ 433,791	\$ 335,841	\$ 97,950
1,527	Los Angeles	Whittier Courthouse	C1020-Interior Doors	\$ 389,139	\$ 336,333	\$ 52,806
1,528	Kern	Bakersfield Superior Court	C1020-Interior Doors	\$ 341,606	\$ 341,606	\$ -
1,529	San Bernardino	San Bernardino Courthouse - Annex	C1020-Interior Doors	\$ 364,493	\$ 348,601	\$ 15,892
1,530	Los Angeles	Torrance Courthouse	C1020-Interior Doors	\$ 413,939	\$ 374,325	\$ 39,614
1,531	Fresno	Fresno County Courthouse	C1020-Interior Doors	\$ 379,711	\$ 379,711	\$ -
1,532	San Bernardino	Victorville Courthouse-Dept. N-1	C1020-Interior Doors	\$ 606,477	\$ 389,661	\$ 216,816
1,533	Los Angeles	Alhambra Courthouse	C1020-Interior Doors	\$ 469,671	\$ 403,917	\$ 65,754
1,534	Los Angeles	Norwalk Courthouse	C1020-Interior Doors	\$ 475,276	\$ 404,127	\$ 71,149
1,535	Orange	West Justice Center	C1020-Interior Doors	\$ 448,272	\$ 406,493	\$ 41,779
1,536	Los Angeles	Pasadena Courthouse	C1020-Interior Doors	\$ 594,560	\$ 412,327	\$ 182,233
1,537	Los Angeles	Glendale Courthouse	C1020-Interior Doors	\$ 463,726	\$ 419,858	\$ 43,868
1,538	Los Angeles	Stanley Mosk Courthouse	C1020-Interior Doors	\$ 439,261	\$ 427,225	\$ 12,036
1,539	Los Angeles	Clara Shortridge Foltz Criminal Justice Center	C1020-Interior Doors	\$ 435,318	\$ 435,318	\$ -
1,540	San Diego	County Courthouse	C1020-Interior Doors	\$ 563,472	\$ 436,240	\$ 127,232
1,541	San Bernardino	Chino Courthouse	C1020-Interior Doors	\$ 440,476	\$ 440,476	\$ -
1,542	Riverside	Family Law Court	C1020-Interior Doors	\$ 441,078	\$ 441,078	\$ -
1,543	Orange	North Justice Center	C1020-Interior Doors	\$ 489,333	\$ 441,917	\$ 47,416
1,544	Alameda	Hayward Hall of Justice	C1020-Interior Doors	\$ 513,920	\$ 453,791	\$ 60,129
1,545	Los Angeles	Torrance Courthouse	C1020-Interior Doors	\$ 510,734	\$ 461,857	\$ 48,877
1,546	Contra Costa	Wakefield Taylor Courthouse	C1020-Interior Doors	\$ 473,108	\$ 473,108	\$ -
1,547	Imperial	Imperial County Courthouse	C1020-Interior Doors	\$ 478,489	\$ 478,489	\$ -
1,548	Los Angeles	Beverly Hills Courthouse	C1020-Interior Doors	\$ 617,258	\$ 490,844	\$ 126,414
1,549	Los Angeles	Pomona Courthouse North	C1020-Interior Doors	\$ 515,609	\$ 515,609	\$ -
1,550	Stanislaus	Modesto Main Courthouse	C1020-Interior Doors	\$ 521,951	\$ 520,855	\$ 1,096
1,551	Orange	West Justice Center	C1020-Interior Doors	\$ 576,618	\$ 522,877	\$ 53,741
1,552	Kern	Bakersfield Superior Court	C1020-Interior Doors	\$ 588,976	\$ 588,976	\$ -
1,553	Los Angeles	Stanley Mosk Courthouse	C1020-Interior Doors	\$ 618,880	\$ 618,880	\$ -
1,554	Santa Clara	Downtown Superior Court	C1020-Interior Doors	\$ 635,639	\$ 635,639	\$ -
1,555	Santa Clara	Historic Courthouse	C1020-Interior Doors	\$ 652,752	\$ 652,752	\$ -
1,556	Los Angeles	Van Nuys Courthouse East	C1020-Interior Doors	\$ 755,458	\$ 677,948	\$ 77,510



Line #	County	Facility Name	Project System Targeted for Renewal	Project Rough Order of Magnitude	Judicial Branch Share of Cost	County Share of Cost
1,557	Los Angeles	Van Nuys Courthouse East	C1020-Interior Doors	\$ 773,963	\$ 694,554	\$ 79,409
1,558	San Bernardino	San Bernardino Courthouse - Annex	C1020-Interior Doors	\$ 759,047	\$ 725,953	\$ 33,094
1,559	Los Angeles	Metropolitan Courthouse	C1020-Interior Doors	\$ 807,415	\$ 763,330	\$ 44,085
1,560	Orange	Central Justice Center	C1020-Interior Doors	\$ 884,569	\$ 806,462	\$ 78,107
1,561	Los Angeles	Clara Shortridge Foltz Criminal Justice Center	C1020-Interior Doors	\$ 832,794	\$ 832,794	\$ -
1,562	Orange	Central Justice Center	C1020-Interior Doors	\$ 996,159	\$ 908,198	\$ 87,961
1,563	Los Angeles	Santa Monica Courthouse	C1020-Interior Doors	\$ 1,214,166	\$ 952,999	\$ 261,167
1,564	Los Angeles	Alhambra Courthouse	C1020-Interior Doors	\$ 1,178,872	\$ 1,013,830	\$ 165,042
1,565	San Diego	County Courthouse	C1020-Interior Doors	\$ 1,329,540	\$ 1,029,330	\$ 300,210
1,566	Orange	Central Justice Center	C1020-Interior Doors	\$ 1,189,641	\$ 1,084,596	\$ 105,045
1,567	Los Angeles	Clara Shortridge Foltz Criminal Justice Center	C1020-Interior Doors	\$ 1,106,440	\$ 1,106,440	\$ -
1,568	Sacramento	Gordon Schaber Sacramento Superior Court	C1020-Interior Doors	\$ 1,339,571	\$ 1,339,571	\$ -
1,569	Kern	Bakersfield Superior Court	C1020-Interior Doors	\$ 1,354,644	\$ 1,354,644	\$ -
1,570	Los Angeles	Pomona Courthouse South	C1020-Interior Doors	\$ 1,585,740	\$ 1,445,243	\$ 140,497
1,571	Los Angeles	Clara Shortridge Foltz Criminal Justice Center	C1020-Interior Doors	\$ 2,220,118	\$ 1,527,219	\$ 692,899
1,572	Los Angeles	Metropolitan Courthouse	C1020-Interior Doors	\$ 1,685,588	\$ 1,593,555	\$ 92,033
1,573	Los Angeles	Norwalk Courthouse	C1020-Interior Doors	\$ 1,902,958	\$ 1,618,085	\$ 284,873
1,574	Orange	Central Justice Center	C1020-Interior Doors	\$ 2,145,156	\$ 1,955,739	\$ 189,417
1,575	Los Angeles	Stanley Mosk Courthouse	C1020-Interior Doors	\$ 2,432,867	\$ 2,366,206	\$ 66,661
1,576	Los Angeles	Clara Shortridge Foltz Criminal Justice Center	C1020-Interior Doors	\$ 4,063,629	\$ 2,795,370	\$ 1,268,259
1,577	Los Angeles	Clara Shortridge Foltz Criminal Justice Center	C1020-Interior Doors	\$ 7,611,833	\$ 5,236,180	\$ 2,375,653
1,578	Los Angeles	Stanley Mosk Courthouse	C1020-Interior Doors	\$ 6,013,174	\$ 5,848,413	\$ 164,761
1,579	Orange	Civil Complex Center ("CXC")	C10-Interior Construction	\$ 12,987	\$ 12,987	\$ -
1,580	Orange	Betty Lou Lamoreaux Justice Center	C10-Interior Construction	\$ 18,997	\$ 15,188	\$ 3,809
1,581	Orange	Betty Lou Lamoreaux Justice Center	C10-Interior Construction	\$ 38,961	\$ 31,149	\$ 7,812
1,582	Orange	Harbor Justice Center-Newport Beach Facility	C10-Interior Construction	\$ 38,961	\$ 32,852	\$ 6,109
1,583	Orange	West Justice Center	C10-Interior Construction	\$ 36,261	\$ 32,881	\$ 3,380
1,584	Orange	Central Justice Center	C10-Interior Construction	\$ 47,246	\$ 47,246	\$ -
1,585	Orange	Civil Complex Center ("CXC")	C10-Interior Construction	\$ 47,494	\$ 47,494	\$ -



Line #	County	Facility Name	Project System Targeted for Renewal	Project Rough Order of Magnitude	Judicial Branch Share of Cost	County Share of Cost
1,586	Orange	Harbor Justice Center-Newport Beach Facility	C10-Interior Construction	\$ 59,733	\$ 50,367	\$ 9,366
1,587	Orange	Civil Complex Center ("CXC")	C10-Interior Construction	\$ 108,539	\$ 108,539	\$ -
1,588	Orange	West Justice Center	C10-Interior Construction	\$ 109,908	\$ 109,908	\$ -
1,589	Orange	Betty Lou Lamoreaux Justice Center	C10-Interior Construction	\$ 196,728	\$ 157,284	\$ 39,444
1,590	Orange	West Justice Center	C10-Interior Construction	\$ 203,200	\$ 203,200	\$ -
1,591	Orange	Harbor Justice Center-Newport Beach Facility	C10-Interior Construction	\$ 254,001	\$ 254,001	\$ -
1,592	Orange	Central Justice Center	C10-Interior Construction	\$ 453,969	\$ 413,884	\$ 40,085
1,593	Orange	Betty Lou Lamoreaux Justice Center	C10-Interior Construction	\$ 707,261	\$ 565,455	\$ 141,806
1,594	Orange	Central Justice Center	C10-Interior Construction	\$ 1,422,403	\$ 1,422,403	\$ -
1,595	Los Angeles	Van Nuys Courthouse West	C2010-Stair Construction	\$ 1,099	\$ 884	\$ 215
1,596	Los Angeles	Monrovia Training Center	C2010-Stair Construction	\$ 3,108	\$ 2,185	\$ 923
1,597	Los Angeles	Metropolitan Courthouse	C2010-Stair Construction	\$ 2,799	\$ 2,799	\$ -
1,598	Los Angeles	West Covina Courthouse	C2010-Stair Construction	\$ 4,421	\$ 4,421	\$ -
1,599	San Bernardino	Joshua Tree Courthouse	C2010-Stair Construction	\$ 4,547	\$ 4,547	\$ -
1,600	San Francisco	Polk St. Annex	C2010-Stair Construction	\$ 4,971	\$ 4,971	\$ -
1,601	Orange	North Justice Center	C2010-Stair Construction	\$ 5,898	\$ 5,326	\$ 572
1,602	Alameda	Wiley W. Manuel Courthouse	C2010-Stair Construction	\$ 6,527	\$ 6,527	\$ -
1,603	Napa	Historic Courthouse	C2010-Stair Construction	\$ 6,536	\$ 6,536	\$ -
1,604	Orange	North Justice Center	C2010-Stair Construction	\$ 8,847	\$ 7,990	\$ 857
1,605	San Bernardino	Joshua Tree Courthouse	C2010-Stair Construction	\$ 9,417	\$ 9,417	\$ -
1,606	Riverside	Hall of Justice	C2010-Stair Construction	\$ 11,020	\$ 11,020	\$ -
1,607	Nevada	Nevada City Courthouse Annex	C2010-Stair Construction	\$ 38,731	\$ 16,542	\$ 22,189
1,608	Tulare	Tulare Division	C2010-Stair Construction	\$ 19,272	\$ 19,272	\$ -
1,609	Butte	Butte County Courthouse	C2010-Stair Construction	\$ 19,290	\$ 19,290	\$ -
1,610	Los Angeles	West Covina Courthouse	C2010-Stair Construction	\$ 21,942	\$ 21,942	\$ -
1,611	Santa Clara	Downtown Superior Court	C2010-Stair Construction	\$ 39,663	\$ 39,663	\$ -
1,612	San Diego	South County Regional Center	C2010-Stair Construction	\$ 52,577	\$ 52,577	\$ -
1,613	Sacramento	Gordon Schaber Sacramento Superior Court	C2010-Stair Construction	\$ 54,139	\$ 54,139	\$ -
1,614	Nevada	Nevada City Courthouse	C2010-Stair Construction	\$ 159,990	\$ 104,793	\$ 55,197
1,615	San Luis Obispo	Courthouse Annex	C2010-Stair Construction	\$ 117,248	\$ 117,248	\$ -
1,616	Humboldt	Humboldt County Courthouse (Eureka)	C2010-Stair Construction	\$ 205,110	\$ 205,110	\$ -
1,617	Alameda	Hayward Hall of Justice	C2010-Stair Construction	\$ 220,682	\$ 220,682	\$ -



Line #	County	Facility Name	Project System Targeted for Renewal	Project Rough Order of Magnitude	Judicial Branch Share of Cost	County Share of Cost
1,618	Sacramento	Gordon Schaber Sacramento Superior Court	C2010-Stair Construction	\$ 432,417	\$ 432,417	\$ -
1,619	Los Angeles	Compton Courthouse	C2010-Stair Construction	\$ 447,516	\$ 447,516	\$ -
1,620	Los Angeles	Alhambra Courthouse	C2010-Stair Construction	\$ 462,899	\$ 462,899	\$ -
1,621	Los Angeles	Central Arraignment Courts	C2010-Stair Construction	\$ 462,899	\$ 462,899	\$ -
1,622	Los Angeles	East Los Angeles Courthouse	C2010-Stair Construction	\$ 462,899	\$ 462,899	\$ -
1,623	Los Angeles	Metropolitan Courthouse	C2010-Stair Construction	\$ 462,899	\$ 462,899	\$ -
1,624	Los Angeles	Norwalk Courthouse	C2010-Stair Construction	\$ 462,899	\$ 462,899	\$ -
1,625	Los Angeles	Santa Monica Courthouse	C2010-Stair Construction	\$ 462,899	\$ 462,899	\$ -
1,626	Los Angeles	Stanley Mosk Courthouse	C2010-Stair Construction	\$ 462,899	\$ 462,899	\$ -
1,627	Los Angeles	Van Nuys Courthouse East	C2010-Stair Construction	\$ 462,899	\$ 462,899	\$ -
1,628	Fresno	Fresno County Courthouse	C2010-Stair Construction	\$ 633,577	\$ 633,577	\$ -
1,629	Los Angeles	Clara Shortridge Foltz Criminal Justice Center	C2010-Stair Construction	\$ 1,247,232	\$ 1,247,232	\$ -
1,630	El Dorado	Main St. Courthouse	C20-Stairs	\$ 5,713	\$ 5,713	\$ -
1,631	Solano	Solano Justice Building	C20-Stairs	\$ 11,568	\$ 11,568	\$ -
1,632	Solano	Hall of Justice	C20-Stairs	\$ 27,604	\$ 20,101	\$ 7,503
1,633	Santa Barbara	Santa Maria Courts, Bldg G	C20-Stairs	\$ 74,906	\$ 72,277	\$ 2,629
1,634	Stanislaus	Hall of Records	C20-Stairs	\$ 158,993	\$ 74,361	\$ 84,632
1,635	Nevada	Nevada City Courthouse	C20-Stairs	\$ 178,733	\$ 117,070	\$ 61,663
1,636	Los Angeles	Hall of Records	C3010-Wall Finishes	\$ 2,654	\$ 281	\$ 2,373
1,637	Santa Barbara	Santa Barbara Court Trailer	C3010-Wall Finishes	\$ 1,270	\$ 635	\$ 635
1,638	Los Angeles	Hall of Records	C3010-Wall Finishes	\$ 7,241	\$ 767	\$ 6,474
1,639	Los Angeles	Hall of Records	C3010-Wall Finishes	\$ 7,434	\$ 787	\$ 6,647
1,640	Los Angeles	Sylmar Juvenile Court	C3010-Wall Finishes	\$ 2,496	\$ 856	\$ 1,640
1,641	Sonoma	Main Adult Detention Facility	C3010-Wall Finishes	\$ 20,937	\$ 858	\$ 20,079
1,642	Los Angeles	Hall of Records	C3010-Wall Finishes	\$ 8,685	\$ 920	\$ 7,765
1,643	Los Angeles	Hall of Records	C3010-Wall Finishes	\$ 9,601	\$ 1,017	\$ 8,584
1,644	Los Angeles	Parking Structure Lot 59- Whittier Admin CTR	C3010-Wall Finishes	\$ 1,043	\$ 1,043	\$ -
1,645	Los Angeles	Van Nuys Courthouse East	C3010-Wall Finishes	\$ 1,192	\$ 1,070	\$ 122
1,646	Contra Costa	Bray Courts	C3010-Wall Finishes	\$ 1,473	\$ 1,260	\$ 213
1,647	Kern	Taft Courts Bldg.	C3010-Wall Finishes	\$ 1,303	\$ 1,303	\$ -
1,648	Los Angeles	Hall of Records	C3010-Wall Finishes	\$ 14,082	\$ 1,491	\$ 12,591
1,649	Los Angeles	Monrovia Training Center	C3010-Wall Finishes	\$ 2,341	\$ 1,645	\$ 696
1,650	San Francisco	Hall of Justice	C3010-Wall Finishes	\$ 8,760	\$ 2,038	\$ 6,722



Line #	County	Facility Name	Project System Targeted for Renewal	Project Rough Order of Magnitude	Judicial Branch Share of Cost	County Share of Cost
1,651	Los Angeles	Pomona Courthouse South	C3010-Wall Finishes	\$ 2,278	\$ 2,076	\$ 202
1,652	Kings	Corcoran Court	C3010-Wall Finishes	\$ 2,086	\$ 2,086	\$ -
1,653	Los Angeles	Pomona Courthouse South	C3010-Wall Finishes	\$ 2,299	\$ 2,095	\$ 204
1,654	Los Angeles	Sylmar Juvenile Court	C3010-Wall Finishes	\$ 6,817	\$ 2,339	\$ 4,478
1,655	Orange	Central Justice Center Annex	C3010-Wall Finishes	\$ 30,200	\$ 2,401	\$ 27,799
1,656	Santa Barbara	Santa Barbara Juvenile Court	C3010-Wall Finishes	\$ 2,540	\$ 2,540	\$ -
1,657	Kern	Arvin/ Lamont Branch	C3010-Wall Finishes	\$ 4,827	\$ 2,940	\$ 1,887
1,658	Los Angeles	David M. Kenyon Juvenile Justice Center	C3010-Wall Finishes	\$ 7,271	\$ 2,956	\$ 4,315
1,659	Contra Costa	Concord Courthouse	C3010-Wall Finishes	\$ 2,999	\$ 2,999	\$ -
1,660	Kern	Arvin/ Lamont Branch	C3010-Wall Finishes	\$ 5,016	\$ 3,055	\$ 1,961
1,661	Los Angeles	Pomona Courthouse South	C3010-Wall Finishes	\$ 3,431	\$ 3,127	\$ 304
1,662	Alameda	Fremont Hall of Justice	C3010-Wall Finishes	\$ 4,089	\$ 3,247	\$ 842
1,663	Los Angeles	Whittier Courthouse	C3010-Wall Finishes	\$ 3,297	\$ 3,297	\$ -
1,664	Los Angeles	Inglewood Juvenile Court	C3010-Wall Finishes	\$ 4,171	\$ 3,369	\$ 802
1,665	Los Angeles	Van Nuys Courthouse East	C3010-Wall Finishes	\$ 4,229	\$ 3,795	\$ 434
1,666	Los Angeles	Hollywood Courthouse	C3010-Wall Finishes	\$ 4,195	\$ 3,821	\$ 374
1,667	Tulare	Tulare Division	C3010-Wall Finishes	\$ 5,647	\$ 3,953	\$ 1,694
1,668	Los Angeles	El Monte Courthouse	C3010-Wall Finishes	\$ 7,271	\$ 4,226	\$ 3,045
1,669	Los Angeles	Hall of Records	C3010-Wall Finishes	\$ 41,096	\$ 4,352	\$ 36,744
1,670	Los Angeles	Monrovia Training Center	C3010-Wall Finishes	\$ 6,295	\$ 4,425	\$ 1,870
1,671	El Dorado	Bldg. C	C3010-Wall Finishes	\$ 21,504	\$ 4,451	\$ 17,053
1,672	San Diego	Hall of Justice	C3010-Wall Finishes	\$ 11,272	\$ 4,536	\$ 6,736
1,673	El Dorado	Cameron Park	C3010-Wall Finishes	\$ 4,567	\$ 4,567	\$ -
1,674	Kern	Arvin/ Lamont Branch	C3010-Wall Finishes	\$ 4,632	\$ 4,632	\$ -
1,675	Los Angeles	Pomona Courthouse North	C3010-Wall Finishes	\$ 4,657	\$ 4,657	\$ -
1,676	Los Angeles	Hall of Records	C3010-Wall Finishes	\$ 44,840	\$ 4,749	\$ 40,091
1,677	Los Angeles	Santa Clarita Courthouse	C3010-Wall Finishes	\$ 5,391	\$ 4,765	\$ 626
1,678	Riverside	Blythe Courthouse - Superior Court	C3010-Wall Finishes	\$ 4,883	\$ 4,883	\$ -
1,679	San Diego	Hall of Justice	C3010-Wall Finishes	\$ 12,329	\$ 4,961	\$ 7,368
1,680	Los Angeles	Santa Clarita Courthouse	C3010-Wall Finishes	\$ 5,738	\$ 5,072	\$ 666
1,681	Riverside	Riverside Juvenile Court	C3010-Wall Finishes	\$ 10,365	\$ 5,114	\$ 5,251
1,682	San Bernardino	Joshua Tree Courthouse	C3010-Wall Finishes	\$ 15,427	\$ 5,219	\$ 10,208
1,683	Ventura	East County Courthouse	C3010-Wall Finishes	\$ 8,493	\$ 5,244	\$ 3,249
1,684	San Bernardino	Joshua Tree Courthouse	C3010-Wall Finishes	\$ 5,358	\$ 5,358	\$ -
1,685	El Dorado	Cameron Park	C3010-Wall Finishes	\$ 5,376	\$ 5,376	\$ -
1,686	Riverside	Riverside Juvenile Court	C3010-Wall Finishes	\$ 11,162	\$ 5,507	\$ 5,655



Line #	County	Facility Name	Project System Targeted for Renewal	Project Rough Order of Magnitude	Judicial Branch Share of Cost	County Share of Cost
1,687	Tulare	Visalia Superior Court	C3010-Wall Finishes	\$ 17,078	\$ 5,521	\$ 11,557
1,688	Santa Barbara	Santa Barbara Court Trailer	C3010-Wall Finishes	\$ 5,626	\$ 5,626	\$ -
1,689	Santa Barbara	Santa Barbara Juvenile Court	C3010-Wall Finishes	\$ 5,626	\$ 5,626	\$ -
1,690	Los Angeles	Pomona Courthouse North	C3010-Wall Finishes	\$ 5,944	\$ 5,721	\$ 223
1,691	Los Angeles	Van Nuys Courthouse West	C3010-Wall Finishes	\$ 7,645	\$ 6,153	\$ 1,492
1,692	Los Angeles	Van Nuys Courthouse West	C3010-Wall Finishes	\$ 7,645	\$ 6,153	\$ 1,492
1,693	San Mateo	Hall of Justice	C3010-Wall Finishes	\$ 6,178	\$ 6,178	\$ -
1,694	Los Angeles	Los Padrinos Juvenile Court	C3010-Wall Finishes	\$ 21,444	\$ 6,287	\$ 15,157
1,695	San Luis Obispo	Grover Beach Branch	C3010-Wall Finishes	\$ 6,399	\$ 6,399	\$ -
1,696	Los Angeles	Monrovia Training Center	C3010-Wall Finishes	\$ 9,116	\$ 6,408	\$ 2,708
1,697	Riverside	Blythe Courthouse - Superior Court	C3010-Wall Finishes	\$ 6,439	\$ 6,439	\$ -
1,698	Kern	Taft Courts Bldg.	C3010-Wall Finishes	\$ 6,456	\$ 6,456	\$ -
1,699	Alameda	Wiley W. Manuel Courthouse	C3010-Wall Finishes	\$ 6,463	\$ 6,463	\$ -
1,700	Butte	Chico Courthouse	C3010-Wall Finishes	\$ 6,515	\$ 6,515	\$ -
1,701	Los Angeles	Pasadena Courthouse	C3010-Wall Finishes	\$ 9,833	\$ 6,819	\$ 3,014
1,702	Tulare	Tulare Division	C3010-Wall Finishes	\$ 10,128	\$ 7,090	\$ 3,038
1,703	Nevada	Nevada City Courthouse Annex	C3010-Wall Finishes	\$ 7,508	\$ 7,508	\$ -
1,704	Los Angeles	Pomona Courthouse South	C3010-Wall Finishes	\$ 8,258	\$ 7,526	\$ 732
1,705	Los Angeles	Glendale Courthouse	C3010-Wall Finishes	\$ 8,403	\$ 7,608	\$ 795
1,706	Los Angeles	Norwalk Courthouse	C3010-Wall Finishes	\$ 9,090	\$ 7,729	\$ 1,361
1,707	San Luis Obispo	Grover Beach Branch	C3010-Wall Finishes	\$ 7,814	\$ 7,814	\$ -
1,708	Riverside	Blythe Courthouse - Superior Court	C3010-Wall Finishes	\$ 8,049	\$ 8,049	\$ -
1,709	Los Angeles	Sylmar Juvenile Court	C3010-Wall Finishes	\$ 23,666	\$ 8,120	\$ 15,546
1,710	Riverside	Hemet	C3010-Wall Finishes	\$ 8,177	\$ 8,177	\$ -
1,711	Solano	Solano Justice Building	C3010-Wall Finishes	\$ 8,197	\$ 8,197	\$ -
1,712	Los Angeles	Norwalk Courthouse	C3010-Wall Finishes	\$ 9,756	\$ 8,296	\$ 1,460
1,713	Sonoma	Main Adult Detention Facility	C3010-Wall Finishes	\$ 8,316	\$ 8,316	\$ -
1,714	Los Angeles	David M. Kenyon Juvenile Justice Center	C3010-Wall Finishes	\$ 20,872	\$ 8,487	\$ 12,385
1,715	Los Angeles	Torrance Courthouse	C3010-Wall Finishes	\$ 10,030	\$ 8,540	\$ 1,490
1,716	Los Angeles	Beverly Hills Courthouse	C3010-Wall Finishes	\$ 10,810	\$ 8,596	\$ 2,214
1,717	San Mateo	Hall of Justice	C3010-Wall Finishes	\$ 8,881	\$ 8,881	\$ -
1,718	Los Angeles	Sylmar Juvenile Court	C3010-Wall Finishes	\$ 26,024	\$ 8,929	\$ 17,095
1,719	Contra Costa	Concord Courthouse	C3010-Wall Finishes	\$ 8,929	\$ 8,929	\$ -
1,720	Tulare	Visalia Superior Court	C3010-Wall Finishes	\$ 27,752	\$ 8,972	\$ 18,780
1,721	Imperial	Imperial County Courthouse	C3010-Wall Finishes	\$ 9,015	\$ 9,015	\$ -
1,722	Alameda	Berkeley Courthouse	C3010-Wall Finishes	\$ 9,029	\$ 9,029	\$ -



Line #	County	Facility Name	Project System Targeted for Renewal	Project Rough Order of Magnitude	Judicial Branch Share of Cost	County Share of Cost
1,723	Siskiyou	Siskiyou County Courthouse	C3010-Wall Finishes	\$ 27,245	\$ 9,162	\$ 18,083
1,724	Los Angeles	Hollywood Courthouse	C3010-Wall Finishes	\$ 10,112	\$ 9,211	\$ 901
1,725	Kern	Shafter/Wasco Courts Bldg.	C3010-Wall Finishes	\$ 10,332	\$ 9,294	\$ 1,038
1,726	Los Angeles	Inglewood Juvenile Court	C3010-Wall Finishes	\$ 11,575	\$ 9,350	\$ 2,225
1,727	San Bernardino	Fontana Courthouse	C3010-Wall Finishes	\$ 9,351	\$ 9,351	\$ -
1,728	Los Angeles	Alhambra Courthouse	C3010-Wall Finishes	\$ 10,887	\$ 9,363	\$ 1,524
1,729	Los Angeles	Beverly Hills Courthouse	C3010-Wall Finishes	\$ 11,850	\$ 9,423	\$ 2,427
1,730	San Francisco	Civic Center Courthouse	C3010-Wall Finishes	\$ 9,438	\$ 9,438	\$ -
1,731	San Luis Obispo	1070 Palm St.	C3010-Wall Finishes	\$ 9,438	\$ 9,438	\$ -
1,732	Los Angeles	Hollywood Courthouse	C3010-Wall Finishes	\$ 10,365	\$ 9,441	\$ 924
1,733	San Mateo	Central Branch	C3010-Wall Finishes	\$ 9,513	\$ 9,513	\$ -
1,734	Los Angeles	Burbank Courthouse	C3010-Wall Finishes	\$ 10,711	\$ 9,721	\$ 990
1,735	Riverside	Corona	C3010-Wall Finishes	\$ 9,813	\$ 9,813	\$ -
1,736	San Diego	South County Regional Center	C3010-Wall Finishes	\$ 9,863	\$ 9,863	\$ -
1,737	San Mateo	Northern Branch Courthouse	C3010-Wall Finishes	\$ 9,950	\$ 9,950	\$ -
1,738	Los Angeles	Burbank Courthouse	C3010-Wall Finishes	\$ 11,190	\$ 10,156	\$ 1,034
1,739	San Bernardino	Victorville Courthouse-Dept. N-1	C3010-Wall Finishes	\$ 10,213	\$ 10,213	\$ -
1,740	Mendocino	County Courthouse	C3010-Wall Finishes	\$ 10,241	\$ 10,241	\$ -
1,741	San Bernardino	Joshua Tree Courthouse	C3010-Wall Finishes	\$ 30,396	\$ 10,283	\$ 20,113
1,742	Santa Barbara	Figueroa Division	C3010-Wall Finishes	\$ 10,666	\$ 10,666	\$ -
1,743	Santa Barbara	Santa Barbara County Courthouse	C3010-Wall Finishes	\$ 10,666	\$ 10,666	\$ -
1,744	Kern	Shafter/Wasco Courts Bldg.	C3010-Wall Finishes	\$ 11,952	\$ 10,751	\$ 1,201
1,745	Kern	Arvin/ Lamont Branch	C3010-Wall Finishes	\$ 10,867	\$ 10,867	\$ -
1,746	Kings	Avenal Court	C3010-Wall Finishes	\$ 11,073	\$ 11,073	\$ -
1,747	Kings	Corcoran Court	C3010-Wall Finishes	\$ 11,073	\$ 11,073	\$ -
1,748	Los Angeles	Santa Monica Courthouse	C3010-Wall Finishes	\$ 14,432	\$ 11,328	\$ 3,104
1,749	Napa	Historic Courthouse	C3010-Wall Finishes	\$ 12,187	\$ 11,455	\$ 732
1,750	Riverside	Hemet	C3010-Wall Finishes	\$ 11,590	\$ 11,590	\$ -
1,751	Nevada	Nevada City Courthouse	C3010-Wall Finishes	\$ 17,920	\$ 11,738	\$ 6,182
1,752	Ventura	Hall of Justice	C3010-Wall Finishes	\$ 16,986	\$ 11,866	\$ 5,120
1,753	Santa Barbara	Santa Maria Courts Bldgs C + D	C3010-Wall Finishes	\$ 12,144	\$ 12,144	\$ -
1,754	Alameda	Wiley W. Manuel Courthouse	C3010-Wall Finishes	\$ 14,416	\$ 12,337	\$ 2,079
1,755	Merced	Main Merced Courthouse	C3010-Wall Finishes	\$ 12,411	\$ 12,411	\$ -
1,756	Los Angeles	Santa Clarita Courthouse	C3010-Wall Finishes	\$ 14,057	\$ 12,425	\$ 1,632
1,757	Butte	Chico Courthouse	C3010-Wall Finishes	\$ 12,434	\$ 12,434	\$ -
1,758	Riverside	Palm Springs Courts	C3010-Wall Finishes	\$ 30,750	\$ 12,488	\$ 18,262



Line #	County	Facility Name	Project System Targeted for Renewal	Project Rough Order of Magnitude	Judicial Branch Share of Cost	County Share of Cost
1,759	Siskiyou	Siskiyou County Courthouse	C3010-Wall Finishes	\$ 37,303	\$ 12,545	\$ 24,758
1,760	Los Angeles	West Covina Courthouse	C3010-Wall Finishes	\$ 15,433	\$ 12,811	\$ 2,622
1,761	San Francisco	Hall of Justice	C3010-Wall Finishes	\$ 13,020	\$ 13,020	\$ -
1,762	Riverside	Palm Springs Courts	C3010-Wall Finishes	\$ 13,084	\$ 13,084	\$ -
1,763	Nevada	Nevada City Courthouse	C3010-Wall Finishes	\$ 20,263	\$ 13,272	\$ 6,991
1,764	Ventura	Hall of Justice	C3010-Wall Finishes	\$ 13,412	\$ 13,412	\$ -
1,765	Sacramento	Credit Union Bldg.	C3010-Wall Finishes	\$ 13,811	\$ 13,811	\$ -
1,766	Los Angeles	Beverly Hills Courthouse	C3010-Wall Finishes	\$ 17,375	\$ 13,817	\$ 3,558
1,767	San Diego	Kearny Mesa Court	C3010-Wall Finishes	\$ 13,834	\$ 13,834	\$ -
1,768	Los Angeles	Pomona Courthouse North	C3010-Wall Finishes	\$ 14,131	\$ 14,131	\$ -
1,769	Siskiyou	Siskiyou County Courthouse	C3010-Wall Finishes	\$ 14,131	\$ 14,131	\$ -
1,770	San Bernardino	San Bernardino Courthouse - Annex	C3010-Wall Finishes	\$ 14,230	\$ 14,230	\$ -
1,771	Los Angeles	Santa Clarita Courthouse	C3010-Wall Finishes	\$ 16,361	\$ 14,461	\$ 1,900
1,772	Los Angeles	Malibu Courthouse	C3010-Wall Finishes	\$ 39,500	\$ 15,002	\$ 24,498
1,773	Los Angeles	Malibu Courthouse	C3010-Wall Finishes	\$ 39,500	\$ 15,002	\$ 24,498
1,774	El Dorado	Johnson Bldg.	C3010-Wall Finishes	\$ 15,016	\$ 15,016	\$ -
1,775	Nevada	Nevada City Courthouse	C3010-Wall Finishes	\$ 15,016	\$ 15,016	\$ -
1,776	Kern	Delano/North Kern Court	C3010-Wall Finishes	\$ 18,786	\$ 15,149	\$ 3,637
1,777	Los Angeles	Clara Shortridge Foltz Criminal Justice Center	C3010-Wall Finishes	\$ 22,147	\$ 15,235	\$ 6,912
1,778	San Bernardino	Barstow Courthouse	C3010-Wall Finishes	\$ 19,718	\$ 15,366	\$ 4,352
1,779	Kern	Delano/North Kern Court	C3010-Wall Finishes	\$ 19,214	\$ 15,494	\$ 3,720
1,780	Los Angeles	Stanley Mosk Courthouse	C3010-Wall Finishes	\$ 15,982	\$ 15,544	\$ 438
1,781	Sonoma	Hall of Justice	C3010-Wall Finishes	\$ 26,172	\$ 15,546	\$ 10,626
1,782	Los Angeles	Malibu Courthouse	C3010-Wall Finishes	\$ 41,316	\$ 15,692	\$ 25,624
1,783	Los Angeles	Hollywood Courthouse	C3010-Wall Finishes	\$ 17,249	\$ 15,712	\$ 1,537
1,784	Los Angeles	Beverly Hills Courthouse	C3010-Wall Finishes	\$ 19,832	\$ 15,770	\$ 4,062
1,785	Kings	Avenal Court	C3010-Wall Finishes	\$ 15,905	\$ 15,905	\$ -
1,786	San Bernardino	Barstow Courthouse	C3010-Wall Finishes	\$ 20,491	\$ 15,969	\$ 4,522
1,787	Los Angeles	Santa Monica Courthouse	C3010-Wall Finishes	\$ 20,505	\$ 16,094	\$ 4,411
1,788	Kings	Avenal Court	C3010-Wall Finishes	\$ 16,224	\$ 16,224	\$ -
1,789	Riverside	Hemet	C3010-Wall Finishes	\$ 16,259	\$ 16,259	\$ -
1,790	Los Angeles	Monrovia Training Center	C3010-Wall Finishes	\$ 23,205	\$ 16,311	\$ 6,894
1,791	Kern	Taft Courts Bldg.	C3010-Wall Finishes	\$ 16,331	\$ 16,331	\$ -
1,792	Santa Barbara	Santa Maria Courts, Bldgs. A + B	C3010-Wall Finishes	\$ 16,516	\$ 16,516	\$ -
1,793	Los Angeles	Inglewood Juvenile Court	C3010-Wall Finishes	\$ 16,622	\$ 16,622	\$ -



Line #	County	Facility Name	Project System Targeted for Renewal	Project Rough Order of Magnitude	Judicial Branch Share of Cost	County Share of Cost
1,794	Solano	Law And Justice Center	C3010-Wall Finishes	\$ 132,795	\$ 16,825	\$ 115,970
1,795	Kings	Avenal Court	C3010-Wall Finishes	\$ 16,855	\$ 16,855	\$ -
1,796	San Bernardino	Juvenile Dependency Courthouse	C3010-Wall Finishes	\$ 31,305	\$ 17,071	\$ 14,234
1,797	Kern	Arvin/ Lamont Branch	C3010-Wall Finishes	\$ 17,419	\$ 17,419	\$ -
1,798	Los Angeles	Burbank Courthouse	C3010-Wall Finishes	\$ 19,222	\$ 17,446	\$ 1,776
1,799	Del Norte	Del Norte County Superior Court	C3010-Wall Finishes	\$ 28,673	\$ 17,568	\$ 11,105
1,800	Los Angeles	Santa Clarita Courthouse	C3010-Wall Finishes	\$ 20,065	\$ 17,735	\$ 2,330
1,801	Los Angeles	West Covina Courthouse	C3010-Wall Finishes	\$ 17,782	\$ 17,782	\$ -
1,802	Ventura	Hall of Justice	C3010-Wall Finishes	\$ 25,479	\$ 17,800	\$ 7,679
1,803	San Bernardino	Juvenile Dependency Courthouse	C3010-Wall Finishes	\$ 32,728	\$ 17,847	\$ 14,881
1,804	San Bernardino	Juvenile Dependency Courthouse	C3010-Wall Finishes	\$ 32,931	\$ 17,957	\$ 14,974
1,805	Los Angeles	Alhambra Courthouse	C3010-Wall Finishes	\$ 20,988	\$ 18,050	\$ 2,938
1,806	Contra Costa	Wakefield Taylor Courthouse	C3010-Wall Finishes	\$ 18,058	\$ 18,058	\$ -
1,807	Los Angeles	Santa Monica Courthouse	C3010-Wall Finishes	\$ 23,272	\$ 18,266	\$ 5,006
1,808	Nevada	Nevada City Courthouse Annex	C3010-Wall Finishes	\$ 43,009	\$ 18,369	\$ 24,640
1,809	Los Angeles	David M. Kenyon Juvenile Justice Center	C3010-Wall Finishes	\$ 45,233	\$ 18,392	\$ 26,841
1,810	Butte	Butte County Courthouse	C3010-Wall Finishes	\$ 18,652	\$ 18,652	\$ -
1,811	Los Angeles	Metropolitan Courthouse	C3010-Wall Finishes	\$ 19,932	\$ 18,844	\$ 1,088
1,812	Los Angeles	Santa Monica Courthouse	C3010-Wall Finishes	\$ 24,807	\$ 19,471	\$ 5,336
1,813	Santa Barbara	Figueroa Division	C3010-Wall Finishes	\$ 19,536	\$ 19,536	\$ -
1,814	Los Angeles	Burbank Courthouse	C3010-Wall Finishes	\$ 21,595	\$ 19,600	\$ 1,995
1,815	Alameda	Wiley W. Manuel Courthouse	C3010-Wall Finishes	\$ 23,414	\$ 19,621	\$ 3,793
1,816	Orange	North Justice Center	C3010-Wall Finishes	\$ 22,038	\$ 19,903	\$ 2,135
1,817	San Luis Obispo	Courthouse Annex	C3010-Wall Finishes	\$ 40,436	\$ 20,113	\$ 20,323
1,818	Kern	Shafter/Wasco Courts Bldg.	C3010-Wall Finishes	\$ 20,140	\$ 20,140	\$ -
1,819	Los Angeles	Stanley Mosk Courthouse	C3010-Wall Finishes	\$ 20,748	\$ 20,180	\$ 568
1,820	San Mateo	Hall of Justice	C3010-Wall Finishes	\$ 38,400	\$ 20,237	\$ 18,163
1,821	Tulare	Tulare Division	C3010-Wall Finishes	\$ 29,337	\$ 20,536	\$ 8,801
1,822	San Luis Obispo	Grover Beach Branch	C3010-Wall Finishes	\$ 20,743	\$ 20,743	\$ -
1,823	San Diego	Kearny Mesa Court	C3010-Wall Finishes	\$ 20,887	\$ 20,887	\$ -
1,824	Los Angeles	Whittier Courthouse	C3010-Wall Finishes	\$ 21,183	\$ 21,183	\$ -
1,825	Del Norte	Del Norte County Superior Court	C3010-Wall Finishes	\$ 35,038	\$ 21,468	\$ 13,570
1,826	Los Angeles	David M. Kenyon Juvenile Justice Center	C3010-Wall Finishes	\$ 53,105	\$ 21,592	\$ 31,513
1,827	Los Angeles	Metropolitan Courthouse	C3010-Wall Finishes	\$ 22,982	\$ 21,727	\$ 1,255
1,828	Kern	Bakersfield Superior Court	C3010-Wall Finishes	\$ 21,733	\$ 21,733	\$ -
1,829	Kern	Shafter/Wasco Courts Bldg.	C3010-Wall Finishes	\$ 24,227	\$ 21,792	\$ 2,435



Line #	County	Facility Name	Project System Targeted for Renewal	Project Rough Order of Magnitude	Judicial Branch Share of Cost	County Share of Cost
1,830	Kern	Arvin/ Lamont Branch	C3010-Wall Finishes	\$ 22,209	\$ 22,209	\$ -
1,831	Fresno	2424 Ventura Street - 5 DCA	C3010-Wall Finishes	\$ 22,704	\$ 22,704	\$ -
1,832	Los Angeles	Clara Shortridge Foltz Criminal Justice Center	C3010-Wall Finishes	\$ 33,221	\$ 22,853	\$ 10,368
1,833	Los Angeles	Inglewood Courthouse	C3010-Wall Finishes	\$ 22,904	\$ 22,904	\$ -
1,834	Riverside	Palm Springs Courts	C3010-Wall Finishes	\$ 22,934	\$ 22,934	\$ -
1,835	Santa Barbara	Santa Barbara Jury Assembly Bldg.	C3010-Wall Finishes	\$ 23,052	\$ 23,052	\$ -
1,836	San Francisco	Polk St. Annex	C3010-Wall Finishes	\$ 23,077	\$ 23,077	\$ -
1,837	San Luis Obispo	Courthouse Annex	C3010-Wall Finishes	\$ 23,225	\$ 23,225	\$ -
1,838	Los Angeles	Pasadena Courthouse	C3010-Wall Finishes	\$ 33,580	\$ 23,288	\$ 10,292
1,839	Santa Barbara	Santa Maria Courts, Bldgs. A + B	C3010-Wall Finishes	\$ 23,341	\$ 23,341	\$ -
1,840	Mendocino	County Courthouse	C3010-Wall Finishes	\$ 34,584	\$ 23,386	\$ 11,198
1,841	Alameda	Fremont Hall of Justice	C3010-Wall Finishes	\$ 29,472	\$ 23,401	\$ 6,071
1,842	Los Angeles	Beverly Hills Courthouse	C3010-Wall Finishes	\$ 30,075	\$ 23,916	\$ 6,159
1,843	Santa Barbara	Santa Barbara County Courthouse	C3010-Wall Finishes	\$ 80,419	\$ 24,077	\$ 56,342
1,844	Los Angeles	Downey Courthouse	C3010-Wall Finishes	\$ 24,119	\$ 24,119	\$ -
1,845	Los Angeles	East Los Angeles Courthouse	C3010-Wall Finishes	\$ 31,284	\$ 24,314	\$ 6,970
1,846	Imperial	Imperial County Courthouse	C3010-Wall Finishes	\$ 24,317	\$ 24,317	\$ -
1,847	Los Angeles	Beverly Hills Courthouse	C3010-Wall Finishes	\$ 31,317	\$ 24,903	\$ 6,414
1,848	Los Angeles	Downey Courthouse	C3010-Wall Finishes	\$ 29,970	\$ 25,085	\$ 4,885
1,849	San Bernardino	Joshua Tree Courthouse	C3010-Wall Finishes	\$ 76,240	\$ 25,792	\$ 50,448
1,850	Riverside	Riverside Juvenile Court	C3010-Wall Finishes	\$ 26,168	\$ 26,168	\$ -
1,851	Santa Clara	Hall of Justice (West)	C3010-Wall Finishes	\$ 26,516	\$ 26,516	\$ -
1,852	Los Angeles	Chatsworth Courthouse	C3010-Wall Finishes	\$ 31,687	\$ 26,554	\$ 5,133
1,853	San Diego	Hall of Justice	C3010-Wall Finishes	\$ 66,839	\$ 26,896	\$ 39,943
1,854	San Diego	South County Regional Center	C3010-Wall Finishes	\$ 76,270	\$ 27,335	\$ 48,935
1,855	Los Angeles	Stanley Mosk Courthouse	C3010-Wall Finishes	\$ 28,147	\$ 27,376	\$ 771
1,856	Shasta	Main Courthouse	C3010-Wall Finishes	\$ 39,790	\$ 27,738	\$ 12,052
1,857	Tulare	Visalia Superior Court	C3010-Wall Finishes	\$ 27,752	\$ 27,752	\$ -
1,858	Santa Barbara	Santa Maria Courts, Bldg F	C3010-Wall Finishes	\$ 27,980	\$ 27,980	\$ -
1,859	Los Angeles	Edmund D. Edelman Children's Court	C3010-Wall Finishes	\$ 40,438	\$ 28,303	\$ 12,135
1,860	Kern	Bakersfield Justice Bldg.	C3010-Wall Finishes	\$ 56,458	\$ 28,839	\$ 27,619
1,861	Alameda	Berkeley Courthouse	C3010-Wall Finishes	\$ 28,967	\$ 28,967	\$ -
1,862	Santa Clara	Santa Clara Courthouse	C3010-Wall Finishes	\$ 29,310	\$ 29,310	\$ -
1,863	Los Angeles	Inglewood Courthouse	C3010-Wall Finishes	\$ 39,418	\$ 29,390	\$ 10,028
1,864	Sacramento	Carol Miller Justice Center Court Facility	C3010-Wall Finishes	\$ 30,166	\$ 29,487	\$ 679



Line #	County	Facility Name	Project System Targeted for Renewal	Project Rough Order of Magnitude	Judicial Branch Share of Cost	County Share of Cost
1,865	Los Angeles	Whittier Courthouse	C3010-Wall Finishes	\$ 29,490	\$ 29,490	\$ -
1,866	Los Angeles	Hollywood Courthouse	C3010-Wall Finishes	\$ 32,743	\$ 29,826	\$ 2,917
1,867	Los Angeles	Beverly Hills Courthouse	C3010-Wall Finishes	\$ 37,666	\$ 29,952	\$ 7,714
1,868	Los Angeles	Inglewood Juvenile Court	C3010-Wall Finishes	\$ 29,953	\$ 29,953	\$ -
1,869	Kern	Bakersfield Justice Bldg.	C3010-Wall Finishes	\$ 30,284	\$ 30,284	\$ -
1,870	El Dorado	Cameron Park	C3010-Wall Finishes	\$ 30,641	\$ 30,641	\$ -
1,871	Santa Clara	Historic Courthouse	C3010-Wall Finishes	\$ 31,314	\$ 31,314	\$ -
1,872	Sonoma	Hall of Justice	C3010-Wall Finishes	\$ 52,990	\$ 31,476	\$ 21,514
1,873	Los Angeles	Hollywood Courthouse	C3010-Wall Finishes	\$ 34,619	\$ 31,534	\$ 3,085
1,874	Los Angeles	Airport Courthouse	C3010-Wall Finishes	\$ 41,230	\$ 31,817	\$ 9,413
1,875	El Dorado	Johnson Bldg.	C3010-Wall Finishes	\$ 31,970	\$ 31,970	\$ -
1,876	Los Angeles	Stanley Mosk Courthouse	C3010-Wall Finishes	\$ 32,971	\$ 32,068	\$ 903
1,877	Riverside	Blythe Courthouse - Superior Court	C3010-Wall Finishes	\$ 32,290	\$ 32,290	\$ -
1,878	Alameda	Wiley W. Manuel Courthouse	C3010-Wall Finishes	\$ 32,389	\$ 32,389	\$ -
1,879	Kings	Corcoran Court	C3010-Wall Finishes	\$ 32,448	\$ 32,448	\$ -
1,880	Merced	Main Merced Courthouse	C3010-Wall Finishes	\$ 32,504	\$ 32,504	\$ -
1,881	Los Angeles	Inglewood Juvenile Court	C3010-Wall Finishes	\$ 40,502	\$ 32,718	\$ 7,784
1,882	Contra Costa	Concord Courthouse	C3010-Wall Finishes	\$ 33,106	\$ 33,106	\$ -
1,883	Los Angeles	Burbank Courthouse	C3010-Wall Finishes	\$ 36,580	\$ 33,200	\$ 3,380
1,884	Los Angeles	Eastlake Juvenile Court	C3010-Wall Finishes	\$ 61,050	\$ 33,443	\$ 27,607
1,885	Sacramento	Juvenile Courthouse	C3010-Wall Finishes	\$ 33,787	\$ 33,787	\$ -
1,886	San Diego	North County Regional Center - North	C3010-Wall Finishes	\$ 34,135	\$ 34,135	\$ -
1,887	San Diego	North County Regional Center - North	C3010-Wall Finishes	\$ 34,135	\$ 34,135	\$ -
1,888	El Dorado	Cameron Park	C3010-Wall Finishes	\$ 34,254	\$ 34,254	\$ -
1,889	Riverside	Riverside Juvenile Court	C3010-Wall Finishes	\$ 34,341	\$ 34,341	\$ -
1,890	Alameda	Fremont Hall of Justice	C3010-Wall Finishes	\$ 43,359	\$ 34,427	\$ 8,932
1,891	Contra Costa	Walnut Creek Courthouse	C3010-Wall Finishes	\$ 34,687	\$ 34,687	\$ -
1,892	Nevada	Nevada City Courthouse Annex	C3010-Wall Finishes	\$ 81,709	\$ 34,898	\$ 46,811
1,893	Orange	North Justice Center	C3010-Wall Finishes	\$ 38,729	\$ 34,976	\$ 3,753
1,894	Solano	Hall of Justice	C3010-Wall Finishes	\$ 35,030	\$ 35,030	\$ -
1,895	Kern	Bakersfield Juvenile Center	C3010-Wall Finishes	\$ 35,273	\$ 35,273	\$ -
1,896	San Diego	Hall of Justice	C3010-Wall Finishes	\$ 88,622	\$ 35,661	\$ 52,961
1,897	Los Angeles	Pomona Courthouse North	C3010-Wall Finishes	\$ 35,799	\$ 35,799	\$ -
1,898	Contra Costa	George D. Carroll Courthouse	C3010-Wall Finishes	\$ 36,115	\$ 36,115	\$ -
1,899	San Francisco	Polk St. Annex	C3010-Wall Finishes	\$ 36,341	\$ 36,341	\$ -
1,900	Los Angeles	Pomona Courthouse South	C3010-Wall Finishes	\$ 40,044	\$ 36,496	\$ 3,548



Line #	County	Facility Name	Project System Targeted for Renewal	Project Rough Order of Magnitude	Judicial Branch Share of Cost	County Share of Cost
1,901	Solano	Hall of Justice	C3010-Wall Finishes	\$ 36,733	\$ 36,733	\$ -
1,902	Los Angeles	Burbank Courthouse	C3010-Wall Finishes	\$ 40,559	\$ 36,811	\$ 3,748
1,903	San Diego	East County Regional Center	C3010-Wall Finishes	\$ 54,616	\$ 36,980	\$ 17,636
1,904	San Diego	South County Regional Center	C3010-Wall Finishes	\$ 103,759	\$ 37,187	\$ 66,572
1,905	San Mateo	Hall of Justice	C3010-Wall Finishes	\$ 37,200	\$ 37,200	\$ -
1,906	Contra Costa	Walnut Creek Courthouse	C3010-Wall Finishes	\$ 37,203	\$ 37,203	\$ -
1,907	Los Angeles	Santa Clarita Courthouse	C3010-Wall Finishes	\$ 42,142	\$ 37,249	\$ 4,893
1,908	San Bernardino	Joshua Tree Courthouse	C3010-Wall Finishes	\$ 37,569	\$ 37,569	\$ -
1,909	Shasta	Main Courthouse	C3010-Wall Finishes	\$ 54,473	\$ 37,973	\$ 16,500
1,910	Los Angeles	Malibu Courthouse	C3010-Wall Finishes	\$ 100,591	\$ 38,204	\$ 62,387
1,911	Ventura	East County Courthouse	C3010-Wall Finishes	\$ 62,515	\$ 38,603	\$ 23,912
1,912	Humboldt	Humboldt County Courthouse (Eureka)	C3010-Wall Finishes	\$ 116,424	\$ 38,839	\$ 77,585
1,913	San Diego	Kearny Mesa Court	C3010-Wall Finishes	\$ 39,824	\$ 39,824	\$ -
1,914	Riverside	Palm Springs Courts	C3010-Wall Finishes	\$ 39,864	\$ 39,864	\$ -
1,915	Los Angeles	Stanley Mosk Courthouse	C3010-Wall Finishes	\$ 41,519	\$ 40,381	\$ 1,138
1,916	San Luis Obispo	Courthouse Annex	C3010-Wall Finishes	\$ 40,436	\$ 40,436	\$ -
1,917	Los Angeles	Pomona Courthouse South	C3010-Wall Finishes	\$ 40,698	\$ 40,698	\$ -
1,918	Kern	Bakersfield Justice Bldg.	C3010-Wall Finishes	\$ 80,078	\$ 40,904	\$ 39,174
1,919	Los Angeles	Santa Clarita Courthouse	C3010-Wall Finishes	\$ 46,768	\$ 41,338	\$ 5,430
1,920	Orange	North Justice Center	C3010-Wall Finishes	\$ 46,444	\$ 41,944	\$ 4,500
1,921	Los Angeles	Bellflower Courthouse	C3010-Wall Finishes	\$ 54,303	\$ 42,324	\$ 11,979
1,922	Los Angeles	East Los Angeles Courthouse	C3010-Wall Finishes	\$ 54,537	\$ 42,386	\$ 12,151
1,923	Butte	Butte County Courthouse	C3010-Wall Finishes	\$ 42,394	\$ 42,394	\$ -
1,924	San Francisco	Hall of Justice	C3010-Wall Finishes	\$ 42,630	\$ 42,630	\$ -
1,925	Los Angeles	Santa Monica Courthouse	C3010-Wall Finishes	\$ 54,348	\$ 42,658	\$ 11,690
1,926	El Dorado	Johnson Bldg.	C3010-Wall Finishes	\$ 43,009	\$ 43,009	\$ -
1,927	Santa Clara	Hall of Justice (West)	C3010-Wall Finishes	\$ 43,050	\$ 43,050	\$ -
1,928	Ventura	East County Courthouse	C3010-Wall Finishes	\$ 70,330	\$ 43,429	\$ 26,901
1,929	Los Angeles	Alhambra Courthouse	C3010-Wall Finishes	\$ 50,943	\$ 43,811	\$ 7,132
1,930	Santa Clara	Historic Courthouse	C3010-Wall Finishes	\$ 44,194	\$ 44,194	\$ -
1,931	Alameda	George E. McDonald Hall of Justice	C3010-Wall Finishes	\$ 45,144	\$ 45,144	\$ -
1,932	Los Angeles	David M. Kenyon Juvenile Justice Center	C3010-Wall Finishes	\$ 111,805	\$ 45,460	\$ 66,345
1,933	Los Angeles	West Covina Courthouse	C3010-Wall Finishes	\$ 45,720	\$ 45,720	\$ -
1,934	Los Angeles	Downey Courthouse	C3010-Wall Finishes	\$ 55,268	\$ 46,259	\$ 9,009
1,935	Los Angeles	West Covina Courthouse	C3010-Wall Finishes	\$ 56,103	\$ 46,571	\$ 9,532
1,936	San Diego	East County Regional Center	C3010-Wall Finishes	\$ 69,168	\$ 46,834	\$ 22,334



Line #	County	Facility Name	Project System Targeted for Renewal	Project Rough Order of Magnitude	Judicial Branch Share of Cost	County Share of Cost
1,937	Stanislaus	Hall of Records	C3010-Wall Finishes	\$ 47,335	\$ 47,335	\$ -
1,938	Sonoma	Hall of Justice	C3010-Wall Finishes	\$ 80,206	\$ 47,642	\$ 32,564
1,939	Kern	Bakersfield Justice Bldg.	C3010-Wall Finishes	\$ 47,742	\$ 47,742	\$ -
1,940	Santa Barbara	Santa Maria Juvenile Court (New)	C3010-Wall Finishes	\$ 48,059	\$ 48,059	\$ -
1,941	Imperial	Imperial County Courthouse	C3010-Wall Finishes	\$ 48,270	\$ 48,270	\$ -
1,942	Los Angeles	Pomona Courthouse South	C3010-Wall Finishes	\$ 53,371	\$ 48,642	\$ 4,729
1,943	Tulare	Visalia Superior Court	C3010-Wall Finishes	\$ 150,486	\$ 48,652	\$ 101,834
1,944	Ventura	East County Courthouse	C3010-Wall Finishes	\$ 82,051	\$ 50,666	\$ 31,385
1,945	Los Angeles	Bellflower Courthouse	C3010-Wall Finishes	\$ 65,899	\$ 51,362	\$ 14,537
1,946	Merced	Old Court	C3010-Wall Finishes	\$ 52,028	\$ 52,028	\$ -
1,947	Contra Costa	Bray Courts	C3010-Wall Finishes	\$ 52,307	\$ 52,307	\$ -
1,948	Del Norte	Del Norte County Superior Court	C3010-Wall Finishes	\$ 85,795	\$ 52,567	\$ 33,228
1,949	San Diego	Hall of Justice	C3010-Wall Finishes	\$ 130,892	\$ 52,671	\$ 78,221
1,950	San Bernardino	Victorville Courthouse-Dept. N-1	C3010-Wall Finishes	\$ 53,233	\$ 53,233	\$ -
1,951	Napa	Criminal Court Building	C3010-Wall Finishes	\$ 53,253	\$ 53,253	\$ -
1,952	Kern	Bakersfield Juvenile Center	C3010-Wall Finishes	\$ 79,891	\$ 53,335	\$ 26,556
1,953	Riverside	Palm Springs Courts	C3010-Wall Finishes	\$ 133,544	\$ 54,232	\$ 79,312
1,954	Los Angeles	Santa Clarita Courthouse	C3010-Wall Finishes	\$ 61,582	\$ 54,432	\$ 7,150
1,955	Lake	Lakeport Court Facility	C3010-Wall Finishes	\$ 181,800	\$ 54,540	\$ 127,260
1,956	Ventura	East County Courthouse	C3010-Wall Finishes	\$ 89,175	\$ 55,066	\$ 34,109
1,957	Contra Costa	Walnut Creek Courthouse	C3010-Wall Finishes	\$ 55,176	\$ 55,176	\$ -
1,958	Los Angeles	Bellflower Courthouse	C3010-Wall Finishes	\$ 70,816	\$ 55,194	\$ 15,622
1,959	Los Angeles	Pomona Courthouse North	C3010-Wall Finishes	\$ 55,219	\$ 55,219	\$ -
1,960	Riverside	Palm Springs Courts	C3010-Wall Finishes	\$ 55,810	\$ 55,810	\$ -
1,961	Los Angeles	Monrovia Training Center	C3010-Wall Finishes	\$ 79,735	\$ 56,046	\$ 23,689
1,962	Los Angeles	Metropolitan Courthouse	C3010-Wall Finishes	\$ 59,353	\$ 56,112	\$ 3,241
1,963	San Mateo	Traffic/ Small Claims Annex	C3010-Wall Finishes	\$ 56,940	\$ 56,940	\$ -
1,964	Imperial	Imperial County Courthouse	C3010-Wall Finishes	\$ 57,205	\$ 57,205	\$ -
1,965	Fresno	B.F. Sisk Courthouse	C3010-Wall Finishes	\$ 57,446	\$ 57,446	\$ -
1,966	Tulare	Tulare Division	C3010-Wall Finishes	\$ 58,397	\$ 58,397	\$ -
1,967	Contra Costa	George D. Carroll Courthouse	C3010-Wall Finishes	\$ 77,246	\$ 59,634	\$ 17,612
1,968	Orange	North Justice Center	C3010-Wall Finishes	\$ 66,097	\$ 59,692	\$ 6,405
1,969	Tulare	Visalia Superior Court	C3010-Wall Finishes	\$ 60,984	\$ 60,984	\$ -
1,970	San Diego	Juvenile Court	C3010-Wall Finishes	\$ 61,020	\$ 61,020	\$ -
1,971	San Diego	Kearny Mesa Court	C3010-Wall Finishes	\$ 61,020	\$ 61,020	\$ -
1,972	Riverside	Palm Springs Courts	C3010-Wall Finishes	\$ 61,054	\$ 61,054	\$ -



Line #	County	Facility Name	Project System Targeted for Renewal	Project Rough Order of Magnitude	Judicial Branch Share of Cost	County Share of Cost
1,973	San Joaquin	Lodi Branch- Dept. 2	C3010-Wall Finishes	\$ 61,278	\$ 61,278	\$ -
1,974	Nevada	Nevada City Courthouse Annex	C3010-Wall Finishes	\$ 148,434	\$ 63,396	\$ 85,038
1,975	Los Angeles	Central Arraignment Courts	C3010-Wall Finishes	\$ 70,444	\$ 63,562	\$ 6,882
1,976	Siskiyou	Siskiyou County Courthouse	C3010-Wall Finishes	\$ 63,571	\$ 63,571	\$ -
1,977	Riverside	Corona	C3010-Wall Finishes	\$ 65,776	\$ 65,776	\$ -
1,978	Kern	Bakersfield Juvenile Center	C3010-Wall Finishes	\$ 99,063	\$ 66,134	\$ 32,929
1,979	San Bernardino	Fontana Courthouse	C3010-Wall Finishes	\$ 66,699	\$ 66,699	\$ -
1,980	San Bernardino	Barstow Courthouse	C3010-Wall Finishes	\$ 86,719	\$ 67,580	\$ 19,139
1,981	Los Angeles	Compton Courthouse	C3010-Wall Finishes	\$ 68,270	\$ 68,270	\$ -
1,982	Kern	Bakersfield Juvenile Center	C3010-Wall Finishes	\$ 102,421	\$ 68,376	\$ 34,045
1,983	Los Angeles	Eastlake Juvenile Court	C3010-Wall Finishes	\$ 124,878	\$ 68,408	\$ 56,470
1,984	San Diego	County Courthouse	C3010-Wall Finishes	\$ 69,168	\$ 69,168	\$ -
1,985	Los Angeles	Whittier Courthouse	C3010-Wall Finishes	\$ 69,385	\$ 69,385	\$ -
1,986	Los Angeles	Edmund D. Edelman Children's Court	C3010-Wall Finishes	\$ 99,432	\$ 69,592	\$ 29,840
1,987	Los Angeles	Inglewood Courthouse	C3010-Wall Finishes	\$ 93,435	\$ 69,665	\$ 23,770
1,988	Tulare	Visalia Superior Court	C3010-Wall Finishes	\$ 69,696	\$ 69,696	\$ -
1,989	Santa Barbara	Santa Maria Courts Bldgs C + D	C3010-Wall Finishes	\$ 70,484	\$ 70,484	\$ -
1,990	El Dorado	Johnson Bldg.	C3010-Wall Finishes	\$ 71,495	\$ 71,495	\$ -
1,991	Nevada	Nevada City Courthouse	C3010-Wall Finishes	\$ 109,613	\$ 71,797	\$ 37,816
1,992	Placer	Historic Courthouse	C3010-Wall Finishes	\$ 93,621	\$ 72,088	\$ 21,533
1,993	Los Angeles	Santa Clarita Courthouse	C3010-Wall Finishes	\$ 81,763	\$ 72,270	\$ 9,493
1,994	Los Angeles	Glendale Courthouse	C3010-Wall Finishes	\$ 80,002	\$ 72,434	\$ 7,568
1,995	Los Angeles	Stanley Mosk Courthouse	C3010-Wall Finishes	\$ 74,584	\$ 72,540	\$ 2,044
1,996	Los Angeles	Beverly Hills Courthouse	C3010-Wall Finishes	\$ 91,429	\$ 72,704	\$ 18,725
1,997	Los Angeles	Monrovia Training Center	C3010-Wall Finishes	\$ 103,787	\$ 72,952	\$ 30,835
1,998	Kern	Arvin/ Lamont Branch	C3010-Wall Finishes	\$ 73,037	\$ 73,037	\$ -
1,999	Los Angeles	El Monte Courthouse	C3010-Wall Finishes	\$ 126,671	\$ 73,621	\$ 53,050
2,000	Los Angeles	Burbank Courthouse	C3010-Wall Finishes	\$ 81,496	\$ 73,966	\$ 7,530
2,001	Del Norte	Del Norte County Superior Court	C3010-Wall Finishes	\$ 73,983	\$ 73,983	\$ -
2,002	San Bernardino	Barstow Courthouse	C3010-Wall Finishes	\$ 74,294	\$ 74,294	\$ -
2,003	Los Angeles	Glendale Courthouse	C3010-Wall Finishes	\$ 82,116	\$ 74,348	\$ 7,768
2,004	Contra Costa	Wakefield Taylor Courthouse	C3010-Wall Finishes	\$ 74,406	\$ 74,406	\$ -
2,005	Solano	Hall of Justice	C3010-Wall Finishes	\$ 74,580	\$ 74,580	\$ -
2,006	Tulare	Visalia Superior Court	C3010-Wall Finishes	\$ 75,449	\$ 75,449	\$ -
2,007	Sutter	Courthouse West	C3010-Wall Finishes	\$ 76,602	\$ 76,602	\$ -
2,008	Santa Barbara	Santa Maria Courts Bldgs C + D	C3010-Wall Finishes	\$ 76,983	\$ 76,983	\$ -



Line #	County	Facility Name	Project System Targeted for Renewal	Project Rough Order of Magnitude	Judicial Branch Share of Cost	County Share of Cost
2,009	Kern	Arvin/ Lamont Branch	C3010-Wall Finishes	\$ 77,080	\$ 77,080	\$ -
2,010	Contra Costa	Jail Annex	C3010-Wall Finishes	\$ 77,246	\$ 77,246	\$ -
2,011	Los Angeles	Metropolitan Courthouse	C3010-Wall Finishes	\$ 81,718	\$ 77,256	\$ 4,462
2,012	Riverside	Riverside Juvenile Court	C3010-Wall Finishes	\$ 158,002	\$ 77,958	\$ 80,044
2,013	Kern	Bakersfield Superior Court	C3010-Wall Finishes	\$ 125,424	\$ 78,390	\$ 47,034
2,014	Los Angeles	Pomona Courthouse North	C3010-Wall Finishes	\$ 78,427	\$ 78,427	\$ -
2,015	San Bernardino	San Bernardino Courthouse - Annex	C3010-Wall Finishes	\$ 79,145	\$ 79,145	\$ -
2,016	Santa Clara	Downtown Superior Court	C3010-Wall Finishes	\$ 79,688	\$ 79,688	\$ -
2,017	Yolo	Family Support	C3010-Wall Finishes	\$ 479,556	\$ 80,086	\$ 399,470
2,018	Los Angeles	Downey Courthouse	C3010-Wall Finishes	\$ 80,548	\$ 80,548	\$ -
2,019	San Bernardino	Victorville Courthouse-Dept. N-1	C3010-Wall Finishes	\$ 81,871	\$ 81,871	\$ -
2,020	Sonoma	Hall of Justice	C3010-Wall Finishes	\$ 83,160	\$ 83,160	\$ -
2,021	Kern	Bakersfield Justice Bldg.	C3010-Wall Finishes	\$ 164,937	\$ 84,250	\$ 80,687
2,022	Mendocino	County Courthouse	C3010-Wall Finishes	\$ 125,323	\$ 84,743	\$ 40,580
2,023	San Luis Obispo	Paso Robles Courthouse	C3010-Wall Finishes	\$ 85,958	\$ 85,958	\$ -
2,024	San Mateo	Central Branch	C3010-Wall Finishes	\$ 86,920	\$ 86,920	\$ -
2,025	Los Angeles	Metropolitan Courthouse	C3010-Wall Finishes	\$ 94,474	\$ 89,316	\$ 5,158
2,026	Riverside	Palm Springs Courts	C3010-Wall Finishes	\$ 91,687	\$ 91,687	\$ -
2,027	Santa Clara	Santa Clara Courthouse	C3010-Wall Finishes	\$ 92,004	\$ 92,004	\$ -
2,028	Los Angeles	Metropolitan Courthouse	C3010-Wall Finishes	\$ 97,663	\$ 92,331	\$ 5,332
2,029	San Diego	South County Regional Center	C3010-Wall Finishes	\$ 260,179	\$ 93,248	\$ 166,931
2,030	San Diego	North County Regional Center - North	C3010-Wall Finishes	\$ 93,992	\$ 93,992	\$ -
2,031	Los Angeles	Edmund D. Edelman Children's Court	C3010-Wall Finishes	\$ 134,567	\$ 94,183	\$ 40,384
2,032	Kern	Taft Courts Bldg.	C3010-Wall Finishes	\$ 94,277	\$ 94,277	\$ -
2,033	Riverside	Riverside Juvenile Court	C3010-Wall Finishes	\$ 95,674	\$ 95,674	\$ -
2,034	Santa Clara	Hall of Justice (East)	C3010-Wall Finishes	\$ 95,753	\$ 95,753	\$ -
2,035	San Diego	Kearny Mesa Court	C3010-Wall Finishes	\$ 95,938	\$ 95,938	\$ -
2,036	San Bernardino	Victorville Courthouse-Dept. N-1	C3010-Wall Finishes	\$ 98,489	\$ 98,489	\$ -
2,037	Los Angeles	Whittier Courthouse	C3010-Wall Finishes	\$ 100,439	\$ 100,439	\$ -
2,038	Fresno	Fresno County Courthouse	C3010-Wall Finishes	\$ 101,714	\$ 101,714	\$ -
2,039	Butte	Butte County Courthouse	C3010-Wall Finishes	\$ 102,136	\$ 102,136	\$ -
2,040	Fresno	Fresno County Courthouse	C3010-Wall Finishes	\$ 102,168	\$ 102,168	\$ -
2,041	San Bernardino	Fontana Courthouse	C3010-Wall Finishes	\$ 103,673	\$ 103,673	\$ -
2,042	Los Angeles	Pomona Courthouse North	C3010-Wall Finishes	\$ 108,013	\$ 103,963	\$ 4,050
2,043	Los Angeles	Inglewood Juvenile Court	C3010-Wall Finishes	\$ 104,994	\$ 104,994	\$ -
2,044	Alameda	Hayward Hall of Justice	C3010-Wall Finishes	\$ 105,359	\$ 105,359	\$ -



Line #	County	Facility Name	Project System Targeted for Renewal	Project Rough Order of Magnitude	Judicial Branch Share of Cost	County Share of Cost
2,045	Los Angeles	Norwalk Courthouse	C3010-Wall Finishes	\$ 125,136	\$ 106,403	\$ 18,733
2,046	Los Angeles	Eastlake Juvenile Court	C3010-Wall Finishes	\$ 196,443	\$ 107,611	\$ 88,832
2,047	Los Angeles	Compton Courthouse	C3010-Wall Finishes	\$ 109,074	\$ 109,074	\$ -
2,048	San Diego	Juvenile Court	C3010-Wall Finishes	\$ 110,669	\$ 110,669	\$ -
2,049	Los Angeles	Hollywood Courthouse	C3010-Wall Finishes	\$ 122,005	\$ 111,134	\$ 10,871
2,050	Placer	Historic Courthouse	C3010-Wall Finishes	\$ 111,148	\$ 111,148	\$ -
2,051	Kern	Bakersfield Juvenile Center	C3010-Wall Finishes	\$ 167,327	\$ 111,708	\$ 55,619
2,052	Los Angeles	Norwalk Courthouse	C3010-Wall Finishes	\$ 132,028	\$ 112,263	\$ 19,765
2,053	Los Angeles	El Monte Courthouse	C3010-Wall Finishes	\$ 195,218	\$ 113,461	\$ 81,757
2,054	San Mateo	Hall of Justice	C3010-Wall Finishes	\$ 113,880	\$ 113,880	\$ -
2,055	Imperial	Imperial County Courthouse	C3010-Wall Finishes	\$ 115,207	\$ 115,207	\$ -
2,056	Santa Clara	Santa Clara Courthouse	C3010-Wall Finishes	\$ 115,645	\$ 115,645	\$ -
2,057	Humboldt	Humboldt County Courthouse (Eureka)	C3010-Wall Finishes	\$ 116,424	\$ 116,424	\$ -
2,058	Ventura	Hall of Justice	C3010-Wall Finishes	\$ 117,322	\$ 117,322	\$ -
2,059	Merced	Old Court	C3010-Wall Finishes	\$ 118,162	\$ 118,162	\$ -
2,060	Los Angeles	Santa Monica Courthouse	C3010-Wall Finishes	\$ 150,614	\$ 118,217	\$ 32,397
2,061	Los Angeles	Central Arraignment Courts	C3010-Wall Finishes	\$ 132,028	\$ 119,129	\$ 12,899
2,062	San Mateo	Hall of Justice	C3010-Wall Finishes	\$ 119,460	\$ 119,460	\$ -
2,063	Solano	Solano Justice Building	C3010-Wall Finishes	\$ 120,978	\$ 120,978	\$ -
2,064	Solano	Hall of Justice	C3010-Wall Finishes	\$ 121,179	\$ 121,179	\$ -
2,065	Los Angeles	West Covina Courthouse	C3010-Wall Finishes	\$ 122,748	\$ 122,748	\$ -
2,066	Riverside	Hemet	C3010-Wall Finishes	\$ 123,578	\$ 123,578	\$ -
2,067	Los Angeles	Pomona Courthouse North	C3010-Wall Finishes	\$ 123,936	\$ 123,936	\$ -
2,068	Kern	Bakersfield Superior Court	C3010-Wall Finishes	\$ 201,852	\$ 126,158	\$ 75,695
2,069	San Mateo	Hall of Justice	C3010-Wall Finishes	\$ 126,720	\$ 126,720	\$ -
2,070	Los Angeles	Bellflower Courthouse	C3010-Wall Finishes	\$ 162,702	\$ 126,810	\$ 35,892
2,071	San Diego	North County Regional Center - Annex	C3010-Wall Finishes	\$ 127,125	\$ 127,125	\$ -
2,072	Santa Barbara	Santa Barbara County Courthouse	C3010-Wall Finishes	\$ 127,987	\$ 127,987	\$ -
2,073	Imperial	Imperial County Courthouse	C3010-Wall Finishes	\$ 128,805	\$ 128,805	\$ -
2,074	Solano	Solano Justice Building	C3010-Wall Finishes	\$ 131,393	\$ 131,393	\$ -
2,075	Los Angeles	Inglewood Courthouse	C3010-Wall Finishes	\$ 178,152	\$ 132,830	\$ 45,322
2,076	Los Angeles	Pomona Courthouse North	C3010-Wall Finishes	\$ 136,026	\$ 136,026	\$ -
2,077	Los Angeles	Eastlake Juvenile Court	C3010-Wall Finishes	\$ 251,659	\$ 137,859	\$ 113,800
2,078	Kern	Bakersfield Justice Bldg.	C3010-Wall Finishes	\$ 138,261	\$ 138,261	\$ -
2,079	San Luis Obispo	Courthouse Annex	C3010-Wall Finishes	\$ 139,874	\$ 139,874	\$ -
2,080	San Diego	Juvenile Court	C3010-Wall Finishes	\$ 187,984	\$ 140,274	\$ 47,710



Line #	County	Facility Name	Project System Targeted for Renewal	Project Rough Order of Magnitude	Judicial Branch Share of Cost	County Share of Cost
2,081	Los Angeles	Glendale Courthouse	C3010-Wall Finishes	\$ 155,298	\$ 140,607	\$ 14,691
2,082	San Bernardino	Rancho Cucamonga Courthouse	C3010-Wall Finishes	\$ 141,681	\$ 141,681	\$ -
2,083	Santa Clara	Hall of Justice (East)	C3010-Wall Finishes	\$ 141,972	\$ 141,972	\$ -
2,084	Ventura	Hall of Justice	C3010-Wall Finishes	\$ 143,530	\$ 143,530	\$ -
2,085	San Diego	Juvenile Court	C3010-Wall Finishes	\$ 145,992	\$ 145,992	\$ -
2,086	El Dorado	Main St. Courthouse	C3010-Wall Finishes	\$ 147,076	\$ 147,076	\$ -
2,087	Solano	Solano Justice Building	C3010-Wall Finishes	\$ 149,160	\$ 149,160	\$ -
2,088	Los Angeles	Alfred J. McCourtney Juvenile Justice Center	C3010-Wall Finishes	\$ 216,209	\$ 149,292	\$ 66,917
2,089	Alameda	Fremont Hall of Justice	C3010-Wall Finishes	\$ 150,059	\$ 150,059	\$ -
2,090	Riverside	Family Law Court	C3010-Wall Finishes	\$ 150,766	\$ 150,766	\$ -
2,091	San Luis Obispo	Courthouse Annex	C3010-Wall Finishes	\$ 151,008	\$ 151,008	\$ -
2,092	San Luis Obispo	Courthouse Annex	C3010-Wall Finishes	\$ 151,008	\$ 151,008	\$ -
2,093	San Diego	Hall of Justice	C3010-Wall Finishes	\$ 380,497	\$ 153,112	\$ 227,385
2,094	Los Angeles	Bellflower Courthouse	C3010-Wall Finishes	\$ 199,926	\$ 155,822	\$ 44,104
2,095	Los Angeles	Clara Shortridge Foltz Criminal Justice Center	C3010-Wall Finishes	\$ 227,238	\$ 156,317	\$ 70,921
2,096	Del Norte	Del Norte County Superior Court	C3010-Wall Finishes	\$ 157,568	\$ 157,568	\$ -
2,097	Los Angeles	Inglewood Courthouse	C3010-Wall Finishes	\$ 158,796	\$ 158,796	\$ -
2,098	Fresno	2424 Ventura Street - 5 DCA	C3010-Wall Finishes	\$ 159,038	\$ 159,038	\$ -
2,099	Los Angeles	Pomona Courthouse South	C3010-Wall Finishes	\$ 159,521	\$ 159,521	\$ -
2,100	Los Angeles	Downey Courthouse	C3010-Wall Finishes	\$ 161,875	\$ 161,875	\$ -
2,101	Santa Barbara	Santa Maria Courts, Bldg G	C3010-Wall Finishes	\$ 169,305	\$ 163,362	\$ 5,943
2,102	San Bernardino	Victorville Courthouse-Dept. N-1	C3010-Wall Finishes	\$ 164,159	\$ 164,159	\$ -
2,103	Los Angeles	Glendale Courthouse	C3010-Wall Finishes	\$ 181,559	\$ 164,384	\$ 17,175
2,104	Orange	Civil Complex Center ("CXC")	C3010-Wall Finishes	\$ 166,100	\$ 166,100	\$ -
2,105	San Diego	South County Regional Center	C3010-Wall Finishes	\$ 168,597	\$ 168,597	\$ -
2,106	Napa	Criminal Court Building	C3010-Wall Finishes	\$ 168,876	\$ 168,876	\$ -
2,107	Humboldt	Humboldt County Courthouse (Eureka)	C3010-Wall Finishes	\$ 507,953	\$ 169,453	\$ 338,500
2,108	Sonoma	Hall of Justice	C3010-Wall Finishes	\$ 286,194	\$ 169,999	\$ 116,195
2,109	Los Angeles	Stanley Mosk Courthouse	C3010-Wall Finishes	\$ 175,807	\$ 170,990	\$ 4,817
2,110	Los Angeles	Norwalk Courthouse	C3010-Wall Finishes	\$ 203,399	\$ 172,950	\$ 30,449
2,111	Kern	Bakersfield Justice Bldg.	C3010-Wall Finishes	\$ 342,944	\$ 175,176	\$ 167,768
2,112	Ventura	Hall of Justice	C3010-Wall Finishes	\$ 175,824	\$ 175,824	\$ -
2,113	Placer	Historic Courthouse	C3010-Wall Finishes	\$ 228,780	\$ 176,161	\$ 52,619
2,114	Santa Clara	Downtown Superior Court	C3010-Wall Finishes	\$ 179,222	\$ 179,222	\$ -



Line #	County	Facility Name	Project System Targeted for Renewal	Project Rough Order of Magnitude	Judicial Branch Share of Cost	County Share of Cost
2,115	Alameda	Wiley W. Manuel Courthouse	C3010-Wall Finishes	\$ 182,130	\$ 182,130	\$ -
2,116	Los Angeles	Alfred J. McCourtney Juvenile Justice Center	C3010-Wall Finishes	\$ 264,871	\$ 182,893	\$ 81,978
2,117	Los Angeles	Whittier Courthouse	C3010-Wall Finishes	\$ 184,803	\$ 184,803	\$ -
2,118	Los Angeles	Torrance Courthouse	C3010-Wall Finishes	\$ 219,584	\$ 186,954	\$ 32,630
2,119	San Diego	Hall of Justice	C3010-Wall Finishes	\$ 465,674	\$ 187,387	\$ 278,287
2,120	Santa Barbara	Santa Maria Courts, Bldg G	C3010-Wall Finishes	\$ 187,546	\$ 187,546	\$ -
2,121	Los Angeles	Pasadena Courthouse	C3010-Wall Finishes	\$ 270,611	\$ 187,669	\$ 82,942
2,122	Orange	North Justice Center	C3010-Wall Finishes	\$ 210,379	\$ 189,993	\$ 20,386
2,123	Sonoma	Hall of Justice	C3010-Wall Finishes	\$ 320,823	\$ 190,569	\$ 130,254
2,124	Los Angeles	Downey Courthouse	C3010-Wall Finishes	\$ 228,373	\$ 191,148	\$ 37,225
2,125	Santa Clara	Downtown Superior Court	C3010-Wall Finishes	\$ 191,506	\$ 191,506	\$ -
2,126	Los Angeles	Whittier Courthouse	C3010-Wall Finishes	\$ 192,698	\$ 192,698	\$ -
2,127	Ventura	Hall of Justice	C3010-Wall Finishes	\$ 195,360	\$ 195,360	\$ -
2,128	Los Angeles	Inglewood Courthouse	C3010-Wall Finishes	\$ 197,249	\$ 197,249	\$ -
2,129	Orange	North Justice Center	C3010-Wall Finishes	\$ 220,082	\$ 198,756	\$ 21,326
2,130	San Mateo	Central Branch	C3010-Wall Finishes	\$ 199,328	\$ 199,328	\$ -
2,131	San Diego	County Courthouse	C3010-Wall Finishes	\$ 258,000	\$ 199,744	\$ 58,256
2,132	Los Angeles	Stanley Mosk Courthouse	C3010-Wall Finishes	\$ 207,613	\$ 201,924	\$ 5,689
2,133	Solano	Hall of Justice	C3010-Wall Finishes	\$ 202,198	\$ 202,198	\$ -
2,134	Los Angeles	Metropolitan Courthouse	C3010-Wall Finishes	\$ 214,413	\$ 202,706	\$ 11,707
2,135	Orange	North Justice Center	C3010-Wall Finishes	\$ 229,354	\$ 207,130	\$ 22,224
2,136	Los Angeles	Clara Shortridge Foltz Criminal Justice Center	C3010-Wall Finishes	\$ 302,702	\$ 208,229	\$ 94,473
2,137	Los Angeles	Pasadena Courthouse	C3010-Wall Finishes	\$ 303,603	\$ 210,549	\$ 93,054
2,138	San Francisco	Hall of Justice	C3010-Wall Finishes	\$ 211,935	\$ 211,935	\$ -
2,139	Kern	Bakersfield Superior Court	C3010-Wall Finishes	\$ 215,557	\$ 215,557	\$ -
2,140	Santa Clara	Hall of Justice (West)	C3010-Wall Finishes	\$ 216,480	\$ 216,480	\$ -
2,141	Los Angeles	West Covina Courthouse	C3010-Wall Finishes	\$ 216,558	\$ 216,558	\$ -
2,142	Los Angeles	West Covina Courthouse	C3010-Wall Finishes	\$ 262,819	\$ 218,166	\$ 44,653
2,143	Solano	Solano Justice Building	C3010-Wall Finishes	\$ 218,592	\$ 218,592	\$ -
2,144	San Francisco	Hall of Justice	C3010-Wall Finishes	\$ 219,000	\$ 219,000	\$ -
2,145	Contra Costa	Wakefield Taylor Courthouse	C3010-Wall Finishes	\$ 222,799	\$ 222,799	\$ -
2,146	Los Angeles	Metropolitan Courthouse	C3010-Wall Finishes	\$ 239,289	\$ 226,224	\$ 13,065
2,147	Los Angeles	Alhambra Courthouse	C3010-Wall Finishes	\$ 263,458	\$ 226,574	\$ 36,884
2,148	San Mateo	Northern Branch Courthouse	C3010-Wall Finishes	\$ 227,250	\$ 227,250	\$ -



Line #	County	Facility Name	Project System Targeted for Renewal	Project Rough Order of Magnitude	Judicial Branch Share of Cost	County Share of Cost
2,149	Napa	Criminal Court Building	C3010-Wall Finishes	\$ 230,076	\$ 230,076	\$ -
2,150	Los Angeles	Airport Courthouse	C3010-Wall Finishes	\$ 298,143	\$ 230,077	\$ 68,066
2,151	Alameda	Hayward Hall of Justice	C3010-Wall Finishes	\$ 230,859	\$ 230,859	\$ -
2,152	Los Angeles	Burbank Courthouse	C3010-Wall Finishes	\$ 263,034	\$ 238,730	\$ 24,304
2,153	San Bernardino	Chino Courthouse	C3010-Wall Finishes	\$ 248,002	\$ 248,002	\$ -
2,154	Napa	Historic Courthouse	C3010-Wall Finishes	\$ 264,205	\$ 248,326	\$ 15,879
2,155	Kern	Bakersfield Justice Bldg.	C3010-Wall Finishes	\$ 248,897	\$ 248,897	\$ -
2,156	Los Angeles	Edmund D. Edelman Children's Court	C3010-Wall Finishes	\$ 355,851	\$ 249,060	\$ 106,791
2,157	San Diego	East County Regional Center	C3010-Wall Finishes	\$ 250,272	\$ 250,272	\$ -
2,158	Santa Barbara	Santa Barbara County Courthouse	C3010-Wall Finishes	\$ 253,968	\$ 253,968	\$ -
2,159	Los Angeles	Clara Shortridge Foltz Criminal Justice Center	C3010-Wall Finishes	\$ 369,679	\$ 254,302	\$ 115,377
2,160	Santa Clara	Historic Courthouse	C3010-Wall Finishes	\$ 259,368	\$ 259,368	\$ -
2,161	Alameda	Fremont Hall of Justice	C3010-Wall Finishes	\$ 261,988	\$ 261,988	\$ -
2,162	Sacramento	Carol Miller Justice Center Court Facility	C3010-Wall Finishes	\$ 270,156	\$ 264,077	\$ 6,079
2,163	Los Angeles	Van Nuys Courthouse West	C3010-Wall Finishes	\$ 329,847	\$ 265,461	\$ 64,386
2,164	Santa Clara	Historic Courthouse	C3010-Wall Finishes	\$ 268,805	\$ 268,805	\$ -
2,165	Kern	Bakersfield Superior Court	C3010-Wall Finishes	\$ 431,513	\$ 269,696	\$ 161,817
2,166	Alameda	Wiley W. Manuel Courthouse	C3010-Wall Finishes	\$ 322,579	\$ 270,321	\$ 52,258
2,167	Los Angeles	Michael D. Antonovich Antelope Valley Courthouse	C3010-Wall Finishes	\$ 368,126	\$ 270,609	\$ 97,517
2,168	Los Angeles	Compton Courthouse	C3010-Wall Finishes	\$ 271,128	\$ 271,128	\$ -
2,169	Los Angeles	Compton Courthouse	C3010-Wall Finishes	\$ 272,686	\$ 272,686	\$ -
2,170	Los Angeles	Van Nuys Courthouse East	C3010-Wall Finishes	\$ 312,375	\$ 280,325	\$ 32,050
2,171	Los Angeles	Inglewood Juvenile Court	C3010-Wall Finishes	\$ 281,775	\$ 281,775	\$ -
2,172	San Diego	Hall of Justice	C3010-Wall Finishes	\$ 702,368	\$ 282,633	\$ 419,735
2,173	Merced	Main Merced Courthouse	C3010-Wall Finishes	\$ 286,572	\$ 286,572	\$ -
2,174	Los Angeles	Beverly Hills Courthouse	C3010-Wall Finishes	\$ 360,405	\$ 286,594	\$ 73,811
2,175	Los Angeles	Pomona Courthouse South	C3010-Wall Finishes	\$ 317,963	\$ 289,791	\$ 28,172
2,176	Los Angeles	Pomona Courthouse South	C3010-Wall Finishes	\$ 290,494	\$ 290,494	\$ -
2,177	Alameda	Fremont Hall of Justice	C3010-Wall Finishes	\$ 290,516	\$ 290,516	\$ -
2,178	Los Angeles	Michael D. Antonovich Antelope Valley Courthouse	C3010-Wall Finishes	\$ 395,617	\$ 290,818	\$ 104,799
2,179	Los Angeles	Downey Courthouse	C3010-Wall Finishes	\$ 294,273	\$ 294,273	\$ -
2,180	Contra Costa	Family Law Center	C3010-Wall Finishes	\$ 297,950	\$ 297,950	\$ -
2,181	Kern	Shafter/Wasco Courts Bldg.	C3010-Wall Finishes	\$ 302,475	\$ 302,475	\$ -



Line #	County	Facility Name	Project System Targeted for Renewal	Project Rough Order of Magnitude	Judicial Branch Share of Cost	County Share of Cost
2,182	Tulare	Visalia Superior Court	C3010-Wall Finishes	\$ 303,376	\$ 303,376	\$ -
2,183	San Mateo	Northern Branch Courthouse	C3010-Wall Finishes	\$ 303,628	\$ 303,628	\$ -
2,184	Sonoma	Hall of Justice	C3010-Wall Finishes	\$ 305,712	\$ 305,712	\$ -
2,185	Los Angeles	Torrance Courthouse	C3010-Wall Finishes	\$ 339,480	\$ 306,992	\$ 32,488
2,186	San Mateo	Northern Branch Courthouse	C3010-Wall Finishes	\$ 373,313	\$ 310,634	\$ 62,679
2,187	Sacramento	Gordon Schaber Sacramento Superior Court	C3010-Wall Finishes	\$ 313,606	\$ 313,606	\$ -
2,188	Humboldt	Humboldt County Courthouse (Eureka)	C3010-Wall Finishes	\$ 318,631	\$ 318,631	\$ -
2,189	Los Angeles	San Fernando Courthouse	C3010-Wall Finishes	\$ 319,547	\$ 319,547	\$ -
2,190	Fresno	Fresno County Courthouse	C3010-Wall Finishes	\$ 319,822	\$ 319,822	\$ -
2,191	Fresno	Fresno County Courthouse	C3010-Wall Finishes	\$ 321,869	\$ 321,869	\$ -
2,192	San Bernardino	Rancho Cucamonga Courthouse	C3010-Wall Finishes	\$ 424,449	\$ 322,793	\$ 101,656
2,193	Los Angeles	Compton Courthouse	C3010-Wall Finishes	\$ 323,268	\$ 323,268	\$ -
2,194	Los Angeles	Pomona Courthouse South	C3010-Wall Finishes	\$ 357,263	\$ 325,609	\$ 31,654
2,195	San Francisco	Civic Center Courthouse	C3010-Wall Finishes	\$ 326,996	\$ 326,996	\$ -
2,196	Shasta	Main Courthouse	C3010-Wall Finishes	\$ 327,846	\$ 327,846	\$ -
2,197	San Diego	South County Regional Center	C3010-Wall Finishes	\$ 328,783	\$ 328,783	\$ -
2,198	Los Angeles	Santa Monica Courthouse	C3010-Wall Finishes	\$ 420,671	\$ 330,185	\$ 90,486
2,199	Fresno	2424 Ventura Street - 5 DCA	C3010-Wall Finishes	\$ 333,696	\$ 333,696	\$ -
2,200	Los Angeles	Compton Courthouse	C3010-Wall Finishes	\$ 337,867	\$ 337,867	\$ -
2,201	Los Angeles	Pomona Courthouse South	C3010-Wall Finishes	\$ 340,857	\$ 340,857	\$ -
2,202	Santa Clara	Downtown Superior Court	C3010-Wall Finishes	\$ 340,970	\$ 340,970	\$ -
2,203	Los Angeles	Van Nuys Courthouse East	C3010-Wall Finishes	\$ 385,370	\$ 345,831	\$ 39,539
2,204	Ventura	Hall of Justice	C3010-Wall Finishes	\$ 351,648	\$ 351,648	\$ -
2,205	Los Angeles	West Covina Courthouse	C3010-Wall Finishes	\$ 352,267	\$ 352,267	\$ -
2,206	Tulare	Visalia Superior Court	C3010-Wall Finishes	\$ 1,112,888	\$ 359,797	\$ 753,091
2,207	Los Angeles	Norwalk Courthouse	C3010-Wall Finishes	\$ 431,752	\$ 367,119	\$ 64,633
2,208	Los Angeles	El Monte Courthouse	C3010-Wall Finishes	\$ 632,850	\$ 367,812	\$ 265,038
2,209	San Mateo	Hall of Justice	C3010-Wall Finishes	\$ 372,300	\$ 372,300	\$ -
2,210	Los Angeles	Van Nuys Courthouse East	C3010-Wall Finishes	\$ 425,325	\$ 381,687	\$ 43,638
2,211	Sacramento	Carol Miller Justice Center Court Facility	C3010-Wall Finishes	\$ 385,138	\$ 385,138	\$ -
2,212	Contra Costa	George D. Carroll Courthouse	C3010-Wall Finishes	\$ 386,232	\$ 386,232	\$ -
2,213	Los Angeles	Central Arraignment Courts	C3010-Wall Finishes	\$ 437,976	\$ 395,186	\$ 42,790
2,214	San Diego	North County Regional Center - North	C3010-Wall Finishes	\$ 396,706	\$ 396,706	\$ -
2,215	San Bernardino	Rancho Cucamonga Courthouse	C3010-Wall Finishes	\$ 397,714	\$ 397,714	\$ -



Line #	County	Facility Name	Project System Targeted for Renewal	Project Rough Order of Magnitude	Judicial Branch Share of Cost	County Share of Cost
2,216	Sacramento	Gordon Schaber Sacramento Superior Court	C3010-Wall Finishes	\$ 399,633	\$ 399,633	\$ -
2,217	Alameda	Hayward Hall of Justice	C3010-Wall Finishes	\$ 403,058	\$ 403,058	\$ -
2,218	Contra Costa	Wakefield Taylor Courthouse	C3010-Wall Finishes	\$ 404,684	\$ 404,684	\$ -
2,219	San Diego	Family Court	C3010-Wall Finishes	\$ 406,692	\$ 406,692	\$ -
2,220	Los Angeles	Downey Courthouse	C3010-Wall Finishes	\$ 406,756	\$ 406,756	\$ -
2,221	Los Angeles	El Monte Courthouse	C3010-Wall Finishes	\$ 700,033	\$ 406,859	\$ 293,174
2,222	Orange	West Justice Center	C3010-Wall Finishes	\$ 411,475	\$ 411,475	\$ -
2,223	Los Angeles	Clara Shortridge Foltz Criminal Justice Center	C3010-Wall Finishes	\$ 606,593	\$ 417,275	\$ 189,318
2,224	Los Angeles	East Los Angeles Courthouse	C3010-Wall Finishes	\$ 545,371	\$ 423,862	\$ 121,509
2,225	Contra Costa	George D. Carroll Courthouse	C3010-Wall Finishes	\$ 426,945	\$ 426,945	\$ -
2,226	Ventura	Hall of Justice	C3010-Wall Finishes	\$ 622,290	\$ 434,732	\$ 187,558
2,227	Los Angeles	Airport Courthouse	C3010-Wall Finishes	\$ 566,862	\$ 437,447	\$ 129,415
2,228	Los Angeles	Clara Shortridge Foltz Criminal Justice Center	C3010-Wall Finishes	\$ 646,536	\$ 444,752	\$ 201,784
2,229	Tulare	Visalia Superior Court	C3010-Wall Finishes	\$ 446,688	\$ 446,688	\$ -
2,230	Alameda	Hayward Hall of Justice	C3010-Wall Finishes	\$ 446,949	\$ 446,949	\$ -
2,231	Butte	Butte County Courthouse	C3010-Wall Finishes	\$ 454,080	\$ 454,080	\$ -
2,232	Alameda	Wiley W. Manuel Courthouse	C3010-Wall Finishes	\$ 554,128	\$ 464,359	\$ 89,769
2,233	Alameda	Wiley W. Manuel Courthouse	C3010-Wall Finishes	\$ 469,296	\$ 469,296	\$ -
2,234	Los Angeles	Whittier Courthouse	C3010-Wall Finishes	\$ 482,138	\$ 482,138	\$ -
2,235	Los Angeles	Edmund D. Edelman Children's Court	C3010-Wall Finishes	\$ 698,106	\$ 488,604	\$ 209,502
2,236	Orange	Harbor Justice Center-Newport Beach Facility	C3010-Wall Finishes	\$ 488,863	\$ 488,863	\$ -
2,237	Humboldt	Humboldt County Courthouse (Eureka)	C3010-Wall Finishes	\$ 490,413	\$ 490,413	\$ -
2,238	Santa Clara	Historic Courthouse	C3010-Wall Finishes	\$ 512,820	\$ 512,820	\$ -
2,239	Riverside	Larson Justice Center	C3010-Wall Finishes	\$ 521,447	\$ 521,447	\$ -
2,240	Kern	Bakersfield Justice Bldg.	C3010-Wall Finishes	\$ 541,951	\$ 541,951	\$ -
2,241	Los Angeles	Chatsworth Courthouse	C3010-Wall Finishes	\$ 651,750	\$ 546,167	\$ 105,584
2,242	Los Angeles	Chatsworth Courthouse	C3010-Wall Finishes	\$ 653,573	\$ 547,694	\$ 105,879
2,243	Los Angeles	Inglewood Courthouse	C3010-Wall Finishes	\$ 548,629	\$ 548,629	\$ -
2,244	Alameda	Hayward Hall of Justice	C3010-Wall Finishes	\$ 624,370	\$ 551,319	\$ 73,051
2,245	Humboldt	Humboldt County Courthouse (Eureka)	C3010-Wall Finishes	\$ 555,984	\$ 555,984	\$ -
2,246	Los Angeles	Torrance Courthouse	C3010-Wall Finishes	\$ 629,990	\$ 569,700	\$ 60,290
2,247	Riverside	Southwest Justice Center	C3010-Wall Finishes	\$ 576,044	\$ 576,044	\$ -



Line #	County	Facility Name	Project System Targeted for Renewal	Project Rough Order of Magnitude	Judicial Branch Share of Cost	County Share of Cost
2,248	Los Angeles	Pasadena Courthouse	C3010-Wall Finishes	\$ 847,349	\$ 587,637	\$ 259,712
2,249	Sacramento	Juvenile Courthouse	C3010-Wall Finishes	\$ 593,736	\$ 593,736	\$ -
2,250	Los Angeles	Inglewood Courthouse	C3010-Wall Finishes	\$ 613,575	\$ 613,575	\$ -
2,251	Los Angeles	Van Nuys Courthouse West	C3010-Wall Finishes	\$ 768,846	\$ 618,767	\$ 150,079
2,252	Los Angeles	Metropolitan Courthouse	C3010-Wall Finishes	\$ 656,858	\$ 620,994	\$ 35,864
2,253	Santa Clara	Hall of Justice (East)	C3010-Wall Finishes	\$ 622,380	\$ 622,380	\$ -
2,254	Los Angeles	Stanley Mosk Courthouse	C3010-Wall Finishes	\$ 641,001	\$ 623,438	\$ 17,563
2,255	Los Angeles	Edmund D. Edelman Children's Court	C3010-Wall Finishes	\$ 898,889	\$ 629,132	\$ 269,757
2,256	San Diego	North County Regional Center - South	C3010-Wall Finishes	\$ 634,050	\$ 634,050	\$ -
2,257	San Diego	South County Regional Center	C3010-Wall Finishes	\$ 646,400	\$ 646,400	\$ -
2,258	Los Angeles	Norwalk Courthouse	C3010-Wall Finishes	\$ 771,672	\$ 656,153	\$ 115,519
2,259	Contra Costa	Wakefield Taylor Courthouse	C3010-Wall Finishes	\$ 662,112	\$ 662,112	\$ -
2,260	Orange	North Justice Center	C3010-Wall Finishes	\$ 733,271	\$ 662,217	\$ 71,054
2,261	San Diego	North County Regional Center - South	C3010-Wall Finishes	\$ 667,392	\$ 667,392	\$ -
2,262	Los Angeles	East Los Angeles Courthouse	C3010-Wall Finishes	\$ 875,952	\$ 680,790	\$ 195,162
2,263	Los Angeles	Alhambra Courthouse	C3010-Wall Finishes	\$ 818,532	\$ 703,938	\$ 114,594
2,264	Sacramento	Gordon Schaber Sacramento Superior Court	C3010-Wall Finishes	\$ 750,816	\$ 750,816	\$ -
2,265	Los Angeles	West Covina Courthouse	C3010-Wall Finishes	\$ 769,090	\$ 769,090	\$ -
2,266	Kern	Bakersfield Superior Court	C3010-Wall Finishes	\$ 776,876	\$ 776,876	\$ -
2,267	Los Angeles	Clara Shortridge Foltz Criminal Justice Center	C3010-Wall Finishes	\$ 1,136,190	\$ 781,585	\$ 354,605
2,268	Los Angeles	Van Nuys Courthouse West	C3010-Wall Finishes	\$ 1,005,977	\$ 809,610	\$ 196,367
2,269	Los Angeles	Beverly Hills Courthouse	C3010-Wall Finishes	\$ 1,048,534	\$ 833,794	\$ 214,740
2,270	San Diego	East County Regional Center	C3010-Wall Finishes	\$ 1,263,673	\$ 855,633	\$ 408,040
2,271	Los Angeles	Whittier Courthouse	C3010-Wall Finishes	\$ 1,006,881	\$ 870,247	\$ 136,634
2,272	Los Angeles	Clara Shortridge Foltz Criminal Justice Center	C3010-Wall Finishes	\$ 1,281,440	\$ 881,503	\$ 399,937
2,273	Riverside	Southwest Justice Center	C3010-Wall Finishes	\$ 896,940	\$ 896,940	\$ -
2,274	Fresno	Fresno County Courthouse	C3010-Wall Finishes	\$ 905,150	\$ 905,150	\$ -
2,275	San Diego	County Courthouse	C3010-Wall Finishes	\$ 1,174,902	\$ 909,609	\$ 265,293
2,276	Kern	Delano/North Kern Court	C3010-Wall Finishes	\$ 1,165,500	\$ 939,859	\$ 225,641
2,277	Los Angeles	Airport Courthouse	C3010-Wall Finishes	\$ 1,247,233	\$ 962,490	\$ 284,743
2,278	Los Angeles	Alhambra Courthouse	C3010-Wall Finishes	\$ 1,207,704	\$ 1,038,625	\$ 169,079
2,279	Los Angeles	East Los Angeles Courthouse	C3010-Wall Finishes	\$ 1,345,244	\$ 1,045,524	\$ 299,720
2,280	San Mateo	Hall of Justice	C3010-Wall Finishes	\$ 1,100,029	\$ 1,100,029	\$ -



Line #	County	Facility Name	Project System Targeted for Renewal	Project Rough Order of Magnitude	Judicial Branch Share of Cost	County Share of Cost
2,281	Fresno	B.F. Sisk Courthouse	C3010-Wall Finishes	\$ 1,115,796	\$ 1,115,796	\$ -
2,282	Contra Costa	Wakefield Taylor Courthouse	C3010-Wall Finishes	\$ 1,121,505	\$ 1,121,505	\$ -
2,283	Los Angeles	Clara Shortridge Foltz Criminal Justice Center	C3010-Wall Finishes	\$ 1,664,863	\$ 1,145,259	\$ 519,604
2,284	Los Angeles	Michael D. Antonovich Antelope Valley Courthouse	C3010-Wall Finishes	\$ 1,576,397	\$ 1,158,809	\$ 417,588
2,285	San Francisco	Civic Center Courthouse	C3010-Wall Finishes	\$ 1,201,370	\$ 1,201,370	\$ -
2,286	Los Angeles	Clara Shortridge Foltz Criminal Justice Center	C3010-Wall Finishes	\$ 1,793,616	\$ 1,233,828	\$ 559,788
2,287	Sacramento	Gordon Schaber Sacramento Superior Court	C3010-Wall Finishes	\$ 1,244,547	\$ 1,244,547	\$ -
2,288	Orange	Betty Lou Lamoreaux Justice Center	C3010-Wall Finishes	\$ 1,321,250	\$ 1,321,250	\$ -
2,289	Los Angeles	Pasadena Courthouse	C3010-Wall Finishes	\$ 1,936,640	\$ 1,343,060	\$ 593,580
2,290	Kern	Bakersfield Juvenile Center	C3010-Wall Finishes	\$ 1,346,250	\$ 1,346,250	\$ -
2,291	Santa Clara	Downtown Superior Court	C3010-Wall Finishes	\$ 1,349,188	\$ 1,349,188	\$ -
2,292	Orange	Central Justice Center	C3010-Wall Finishes	\$ 1,585,500	\$ 1,585,500	\$ -
2,293	Ventura	Hall of Justice	C3010-Wall Finishes	\$ 1,617,330	\$ 1,617,330	\$ -
2,294	Sacramento	Gordon Schaber Sacramento Superior Court	C3010-Wall Finishes	\$ 1,729,247	\$ 1,729,247	\$ -
2,295	Santa Clara	Hall of Justice (East)	C3010-Wall Finishes	\$ 1,734,670	\$ 1,734,670	\$ -
2,296	Los Angeles	Pomona Courthouse South	C3010-Wall Finishes	\$ 1,804,920	\$ 1,804,920	\$ -
2,297	Los Angeles	Torrance Courthouse	C3010-Wall Finishes	\$ 2,190,831	\$ 1,865,274	\$ 325,557
2,298	Los Angeles	Michael D. Antonovich Antelope Valley Courthouse	C3010-Wall Finishes	\$ 2,773,848	\$ 2,039,056	\$ 734,792
2,299	Los Angeles	Van Nuys Courthouse East	C3010-Wall Finishes	\$ 2,316,876	\$ 2,079,165	\$ 237,711
2,300	Sacramento	Gordon Schaber Sacramento Superior Court	C3010-Wall Finishes	\$ 2,283,600	\$ 2,283,600	\$ -
2,301	Los Angeles	Stanley Mosk Courthouse	C3010-Wall Finishes	\$ 2,475,203	\$ 2,407,382	\$ 67,821
2,302	Los Angeles	Metropolitan Courthouse	C3010-Wall Finishes	\$ 2,578,146	\$ 2,437,379	\$ 140,767
2,303	Los Angeles	Norwalk Courthouse	C3010-Wall Finishes	\$ 2,882,786	\$ 2,451,233	\$ 431,553
2,304	San Francisco	Hall of Justice	C3010-Wall Finishes	\$ 2,488,753	\$ 2,488,753	\$ -
2,305	Fresno	Fresno County Courthouse	C3010-Wall Finishes	\$ 2,644,579	\$ 2,536,416	\$ 108,163
2,306	Riverside	Hall of Justice	C3010-Wall Finishes	\$ 2,999,766	\$ 2,999,766	\$ -
2,307	Los Angeles	Alhambra Courthouse	C3010-Wall Finishes	\$ 3,605,580	\$ 3,100,799	\$ 504,781
2,308	Los Angeles	Pomona Courthouse South	C3010-Wall Finishes	\$ 3,926,837	\$ 3,578,919	\$ 347,918
2,309	Los Angeles	Norwalk Courthouse	C3010-Wall Finishes	\$ 8,867,232	\$ 7,539,807	\$ 1,327,425



Line #	County	Facility Name	Project System Targeted for Renewal	Project Rough Order of Magnitude	Judicial Branch Share of Cost	County Share of Cost
2,310	Los Angeles	Clara Shortridge Foltz Criminal Justice Center	C3010-Wall Finishes	\$ 11,170,796	\$ 7,684,391	\$ 3,486,405
2,311	Nevada	Nevada City Courthouse Annex	C3011-Wall Finishes to Inside Exterior Walls	\$ 27,456	\$ 11,726	\$ 15,730
2,312	Riverside	Hemet	C3011-Wall Finishes to Inside Exterior Walls	\$ 19,151	\$ 19,151	\$ -
2,313	Riverside	Palm Springs Courts	C3011-Wall Finishes to Inside Exterior Walls	\$ 49,111	\$ 19,944	\$ 29,167
2,314	San Bernardino	Fontana Courthouse	C3011-Wall Finishes to Inside Exterior Walls	\$ 33,005	\$ 27,437	\$ 5,568
2,315	El Dorado	Main St. Courthouse	C3011-Wall Finishes to Inside Exterior Walls	\$ 27,456	\$ 27,456	\$ -
2,316	San Diego	Kearny Mesa Court	C3011-Wall Finishes to Inside Exterior Walls	\$ 27,984	\$ 27,984	\$ -
2,317	San Mateo	Traffic/ Small Claims Annex	C3011-Wall Finishes to Inside Exterior Walls	\$ 30,840	\$ 30,840	\$ -
2,318	Sonoma	Hall of Justice	C3011-Wall Finishes to Inside Exterior Walls	\$ 51,929	\$ 30,846	\$ 21,083
2,319	Sonoma	Hall of Justice	C3011-Wall Finishes to Inside Exterior Walls	\$ 66,766	\$ 39,659	\$ 27,107
2,320	San Diego	Juvenile Court	C3011-Wall Finishes to Inside Exterior Walls	\$ 74,882	\$ 55,877	\$ 19,005
2,321	Stanislaus	Modesto Main Courthouse	C3011-Wall Finishes to Inside Exterior Walls	\$ 57,314	\$ 57,194	\$ 120
2,322	Orange	West Justice Center	C3011-Wall Finishes to Inside Exterior Walls	\$ 108,775	\$ 98,637	\$ 10,138
2,323	Santa Clara	Downtown Superior Court	C3011-Wall Finishes to Inside Exterior Walls	\$ 155,786	\$ 155,786	\$ -
2,324	Orange	Central Justice Center	C3011-Wall Finishes to Inside Exterior Walls	\$ 229,000	\$ 208,779	\$ 20,221
2,325	Los Angeles	Hall of Records	C3020-Floor Finishes	\$ 1,425	\$ 151	\$ 1,274
2,326	Los Angeles	Hall of Records	C3020-Floor Finishes	\$ 2,051	\$ 217	\$ 1,834
2,327	Sonoma	Main Adult Detention Facility	C3020-Floor Finishes	\$ 7,125	\$ 292	\$ 6,833
2,328	Los Angeles	Hall of Records	C3020-Floor Finishes	\$ 3,280	\$ 347	\$ 2,933
2,329	Los Angeles	Sylmar Juvenile Court	C3020-Floor Finishes	\$ 1,163	\$ 399	\$ 764
2,330	Contra Costa	Jail Annex	C3020-Floor Finishes	\$ 7,185	\$ 428	\$ 6,757
2,331	Los Angeles	Hall of Records	C3020-Floor Finishes	\$ 4,102	\$ 434	\$ 3,668
2,332	Los Angeles	David M. Kenyon Juvenile Justice Center	C3020-Floor Finishes	\$ 1,149	\$ 467	\$ 682
2,333	Santa Barbara	Santa Barbara Court Trailer	C3020-Floor Finishes	\$ 1,121	\$ 561	\$ 561
2,334	Los Angeles	Hall of Records	C3020-Floor Finishes	\$ 7,197	\$ 762	\$ 6,435
2,335	Los Angeles	Hall of Records	C3020-Floor Finishes	\$ 8,813	\$ 933	\$ 7,880
2,336	Kern	Bakersfield Juvenile Center	C3020-Floor Finishes	\$ 1,006	\$ 1,006	\$ -
2,337	Los Angeles	Hollywood Courthouse	C3020-Floor Finishes	\$ 1,107	\$ 1,008	\$ 99
2,338	San Francisco	Hall of Justice	C3020-Floor Finishes	\$ 4,602	\$ 1,070	\$ 3,532
2,339	Los Angeles	Burbank Courthouse	C3020-Floor Finishes	\$ 1,183	\$ 1,074	\$ 109
2,340	Sonoma	Main Adult Detention Facility	C3020-Floor Finishes	\$ 26,463	\$ 1,085	\$ 25,378
2,341	Contra Costa	Concord Courthouse	C3020-Floor Finishes	\$ 1,145	\$ 1,145	\$ -
2,342	Los Angeles	Sylmar Juvenile Court	C3020-Floor Finishes	\$ 3,369	\$ 1,156	\$ 2,213
2,343	Los Angeles	Los Padrinos Juvenile Court	C3020-Floor Finishes	\$ 4,043	\$ 1,185	\$ 2,858
2,344	Kern	Bakersfield Juvenile Center	C3020-Floor Finishes	\$ 1,830	\$ 1,222	\$ 608



Line #	County	Facility Name	Project System Targeted for Renewal	Project Rough Order of Magnitude	Judicial Branch Share of Cost	County Share of Cost
2,345	San Francisco	Hall of Justice	C3020-Floor Finishes	\$ 5,301	\$ 1,233	\$ 4,068
2,346	Los Angeles	Santa Monica Courthouse	C3020-Floor Finishes	\$ 1,600	\$ 1,256	\$ 344
2,347	Lake	Lakeport Court Facility	C3020-Floor Finishes	\$ 4,223	\$ 1,267	\$ 2,956
2,348	Siskiyou	Siskiyou County Courthouse	C3020-Floor Finishes	\$ 3,950	\$ 1,328	\$ 2,622
2,349	Kern	Bakersfield Superior Court	C3020-Floor Finishes	\$ 2,134	\$ 1,337	\$ 797
2,350	Kern	Bakersfield Juvenile Center	C3020-Floor Finishes	\$ 1,342	\$ 1,342	\$ -
2,351	San Francisco	Hall of Justice	C3020-Floor Finishes	\$ 5,825	\$ 1,355	\$ 4,470
2,352	Merced	Old Court	C3020-Floor Finishes	\$ 1,383	\$ 1,383	\$ -
2,353	Los Angeles	Monrovia Training Center	C3020-Floor Finishes	\$ 2,072	\$ 1,456	\$ 616
2,354	Contra Costa	Bray Courts	C3020-Floor Finishes	\$ 1,761	\$ 1,506	\$ 255
2,355	San Bernardino	Juvenile Dependency Courthouse	C3020-Floor Finishes	\$ 2,770	\$ 1,510	\$ 1,260
2,356	Solano	Solano Justice Building	C3020-Floor Finishes	\$ 2,007	\$ 1,527	\$ 480
2,357	Tulare	Tulare Division	C3020-Floor Finishes	\$ 2,339	\$ 1,637	\$ 702
2,358	Orange	Central Justice Center Annex	C3020-Floor Finishes	\$ 1,689	\$ 1,689	\$ -
2,359	Riverside	Blythe Courthouse - Superior Court	C3020-Floor Finishes	\$ 1,765	\$ 1,765	\$ -
2,360	San Luis Obispo	Grover Beach Branch	C3020-Floor Finishes	\$ 1,794	\$ 1,794	\$ -
2,361	Los Angeles	Monrovia Training Center	C3020-Floor Finishes	\$ 2,683	\$ 1,886	\$ 797
2,362	San Luis Obispo	Paso Robles Courthouse	C3020-Floor Finishes	\$ 1,930	\$ 1,930	\$ -
2,363	San Luis Obispo	Paso Robles Courthouse	C3020-Floor Finishes	\$ 1,930	\$ 1,930	\$ -
2,364	Kern	Taft Courts Bldg.	C3020-Floor Finishes	\$ 1,959	\$ 1,959	\$ -
2,365	San Mateo	Traffic/ Small Claims Annex	C3020-Floor Finishes	\$ 1,975	\$ 1,975	\$ -
2,366	Fresno	2424 Ventura Street - 5 DCA	C3020-Floor Finishes	\$ 2,046	\$ 2,046	\$ -
2,367	Los Angeles	Sylmar Juvenile Court	C3020-Floor Finishes	\$ 6,015	\$ 2,064	\$ 3,951
2,368	Kern	Shafter/Wasco Courts Bldg.	C3020-Floor Finishes	\$ 2,134	\$ 2,134	\$ -
2,369	Solano	Law And Justice Center	C3020-Floor Finishes	\$ 17,346	\$ 2,198	\$ 15,148
2,370	El Dorado	Cameron Park	C3020-Floor Finishes	\$ 2,215	\$ 2,215	\$ -
2,371	Santa Barbara	Santa Barbara Juvenile Court	C3020-Floor Finishes	\$ 2,241	\$ 2,241	\$ -
2,372	San Bernardino	Barstow Courthouse	C3020-Floor Finishes	\$ 2,277	\$ 2,277	\$ -
2,373	Kern	Arvin/ Lamont Branch	C3020-Floor Finishes	\$ 2,287	\$ 2,287	\$ -
2,374	Orange	North Justice Center	C3020-Floor Finishes	\$ 2,591	\$ 2,340	\$ 251
2,375	San Diego	South County Regional Center	C3020-Floor Finishes	\$ 2,349	\$ 2,349	\$ -
2,376	Los Angeles	Los Padrinos Juvenile Court	C3020-Floor Finishes	\$ 8,050	\$ 2,360	\$ 5,690
2,377	Nevada	Nevada City Courthouse Annex	C3020-Floor Finishes	\$ 5,573	\$ 2,380	\$ 3,193
2,378	Los Angeles	Torrance Courthouse	C3020-Floor Finishes	\$ 2,803	\$ 2,386	\$ 417
2,379	Shasta	Main Courthouse	C3020-Floor Finishes	\$ 2,611	\$ 2,611	\$ -
2,380	San Bernardino	Barstow Courthouse	C3020-Floor Finishes	\$ 2,616	\$ 2,616	\$ -



Line #	County	Facility Name	Project System Targeted for Renewal	Project Rough Order of Magnitude	Judicial Branch Share of Cost	County Share of Cost
2,381	San Francisco	Hall of Justice	C3020-Floor Finishes	\$ 11,345	\$ 2,639	\$ 8,706
2,382	Los Angeles	Sylmar Juvenile Court	C3020-Floor Finishes	\$ 7,742	\$ 2,656	\$ 5,086
2,383	San Bernardino	Juvenile Dependency Courthouse	C3020-Floor Finishes	\$ 4,924	\$ 2,685	\$ 2,239
2,384	San Mateo	Traffic/ Small Claims Annex	C3020-Floor Finishes	\$ 2,687	\$ 2,687	\$ -
2,385	San Bernardino	Barstow Courthouse	C3020-Floor Finishes	\$ 2,770	\$ 2,770	\$ -
2,386	Los Angeles	El Monte Courthouse	C3020-Floor Finishes	\$ 4,781	\$ 2,779	\$ 2,002
2,387	Los Angeles	Hollywood Courthouse	C3020-Floor Finishes	\$ 3,196	\$ 2,911	\$ 285
2,388	Los Angeles	East Los Angeles Courthouse	C3020-Floor Finishes	\$ 3,778	\$ 2,936	\$ 842
2,389	Kern	Delano/North Kern Court	C3020-Floor Finishes	\$ 3,686	\$ 2,972	\$ 714
2,390	Orange	Central Justice Center Annex	C3020-Floor Finishes	\$ 37,993	\$ 3,020	\$ 34,973
2,391	Orange	Central Justice Center Annex	C3020-Floor Finishes	\$ 38,447	\$ 3,057	\$ 35,390
2,392	San Francisco	Civic Center Courthouse	C3020-Floor Finishes	\$ 3,080	\$ 3,080	\$ -
2,393	Los Angeles	Malibu Courthouse	C3020-Floor Finishes	\$ 8,199	\$ 3,114	\$ 5,085
2,394	San Diego	Juvenile Court	C3020-Floor Finishes	\$ 4,291	\$ 3,202	\$ 1,089
2,395	San Bernardino	Fontana Courthouse	C3020-Floor Finishes	\$ 3,877	\$ 3,223	\$ 654
2,396	Ventura	East County Courthouse	C3020-Floor Finishes	\$ 5,311	\$ 3,280	\$ 2,031
2,397	Los Angeles	Santa Clarita Courthouse	C3020-Floor Finishes	\$ 3,819	\$ 3,376	\$ 443
2,398	San Mateo	Hall of Justice	C3020-Floor Finishes	\$ 6,408	\$ 3,377	\$ 3,031
2,399	Napa	Criminal Court Building	C3020-Floor Finishes	\$ 3,379	\$ 3,379	\$ -
2,400	San Bernardino	Victorville Courthouse-Dept. N-1	C3020-Floor Finishes	\$ 3,385	\$ 3,385	\$ -
2,401	Contra Costa	Jail Annex	C3020-Floor Finishes	\$ 57,994	\$ 3,451	\$ 54,543
2,402	Los Angeles	Bellflower Courthouse	C3020-Floor Finishes	\$ 3,463	\$ 3,463	\$ -
2,403	Sonoma	Hall of Justice	C3020-Floor Finishes	\$ 5,938	\$ 3,527	\$ 2,411
2,404	San Luis Obispo	1070 Palm St.	C3020-Floor Finishes	\$ 3,534	\$ 3,534	\$ -
2,405	Los Angeles	Malibu Courthouse	C3020-Floor Finishes	\$ 9,540	\$ 3,623	\$ 5,917
2,406	Los Angeles	Van Nuys Courthouse East	C3020-Floor Finishes	\$ 4,223	\$ 3,790	\$ 433
2,407	Kern	Shafter/Wasco Courts Bldg.	C3020-Floor Finishes	\$ 3,842	\$ 3,842	\$ -
2,408	Los Angeles	Bellflower Courthouse	C3020-Floor Finishes	\$ 3,967	\$ 3,967	\$ -
2,409	Los Angeles	Hall of Records	C3020-Floor Finishes	\$ 37,559	\$ 3,977	\$ 33,582
2,410	Los Angeles	East Los Angeles Courthouse	C3020-Floor Finishes	\$ 5,118	\$ 3,978	\$ 1,140
2,411	Butte	Chico Courthouse	C3020-Floor Finishes	\$ 4,112	\$ 4,112	\$ -
2,412	San Bernardino	Joshua Tree Courthouse	C3020-Floor Finishes	\$ 4,260	\$ 4,260	\$ -
2,413	Kern	Arvin/ Lamont Branch	C3020-Floor Finishes	\$ 4,269	\$ 4,269	\$ -
2,414	Santa Barbara	Santa Barbara Court Trailer	C3020-Floor Finishes	\$ 8,567	\$ 4,284	\$ 4,284
2,415	Los Angeles	Edmund D. Edelman Children's Court	C3020-Floor Finishes	\$ 6,347	\$ 4,442	\$ 1,905
2,416	Los Angeles	Alhambra Courthouse	C3020-Floor Finishes	\$ 5,192	\$ 4,465	\$ 727



Line #	County	Facility Name	Project System Targeted for Renewal	Project Rough Order of Magnitude	Judicial Branch Share of Cost	County Share of Cost
2,417	San Diego	County Courthouse	C3020-Floor Finishes	\$ 5,770	\$ 4,467	\$ 1,303
2,418	Los Angeles	Pasadena Courthouse	C3020-Floor Finishes	\$ 6,524	\$ 4,524	\$ 2,000
2,419	San Bernardino	Juvenile Dependency Courthouse	C3020-Floor Finishes	\$ 8,309	\$ 4,531	\$ 3,778
2,420	Contra Costa	Walnut Creek Courthouse	C3020-Floor Finishes	\$ 4,582	\$ 4,582	\$ -
2,421	Los Angeles	Norwalk Courthouse	C3020-Floor Finishes	\$ 5,520	\$ 4,694	\$ 826
2,422	Kern	Bakersfield Superior Court	C3020-Floor Finishes	\$ 4,790	\$ 4,790	\$ -
2,423	Los Angeles	Pomona Courthouse North	C3020-Floor Finishes	\$ 4,848	\$ 4,848	\$ -
2,424	Los Angeles	Glendale Courthouse	C3020-Floor Finishes	\$ 5,366	\$ 4,858	\$ 508
2,425	San Diego	South County Regional Center	C3020-Floor Finishes	\$ 4,885	\$ 4,885	\$ -
2,426	Los Angeles	Downey Courthouse	C3020-Floor Finishes	\$ 5,839	\$ 4,887	\$ 952
2,427	San Bernardino	Barstow Courthouse	C3020-Floor Finishes	\$ 4,898	\$ 4,898	\$ -
2,428	Los Angeles	Santa Clarita Courthouse	C3020-Floor Finishes	\$ 5,648	\$ 4,992	\$ 656
2,429	Los Angeles	Beverly Hills Courthouse	C3020-Floor Finishes	\$ 6,290	\$ 5,002	\$ 1,288
2,430	Los Angeles	Whittier Courthouse	C3020-Floor Finishes	\$ 6,142	\$ 5,309	\$ 833
2,431	Contra Costa	Concord Courthouse	C3020-Floor Finishes	\$ 5,389	\$ 5,389	\$ -
2,432	Los Angeles	Compton Courthouse	C3020-Floor Finishes	\$ 8,290	\$ 5,482	\$ 2,808
2,433	Kings	Avenal Court	C3020-Floor Finishes	\$ 5,555	\$ 5,555	\$ -
2,434	Los Angeles	Burbank Courthouse	C3020-Floor Finishes	\$ 6,130	\$ 5,564	\$ 566
2,435	Tulare	Tulare Division	C3020-Floor Finishes	\$ 8,068	\$ 5,648	\$ 2,420
2,436	Kern	Bakersfield Justice Bldg.	C3020-Floor Finishes	\$ 5,793	\$ 5,793	\$ -
2,437	Sonoma	Hall of Justice	C3020-Floor Finishes	\$ 9,924	\$ 5,895	\$ 4,029
2,438	Los Angeles	Whittier Courthouse	C3020-Floor Finishes	\$ 6,928	\$ 5,988	\$ 940
2,439	Nevada	Nevada City Courthouse	C3020-Floor Finishes	\$ 9,460	\$ 6,196	\$ 3,264
2,440	Contra Costa	Bray Courts	C3020-Floor Finishes	\$ 6,203	\$ 6,203	\$ -
2,441	San Diego	Hall of Justice	C3020-Floor Finishes	\$ 15,596	\$ 6,276	\$ 9,320
2,442	El Dorado	Cameron Park	C3020-Floor Finishes	\$ 6,311	\$ 6,311	\$ -
2,443	Los Angeles	Burbank Courthouse	C3020-Floor Finishes	\$ 6,977	\$ 6,332	\$ 645
2,444	Los Angeles	Santa Monica Courthouse	C3020-Floor Finishes	\$ 8,089	\$ 6,349	\$ 1,740
2,445	Solano	Law And Justice Center	C3020-Floor Finishes	\$ 50,208	\$ 6,361	\$ 43,847
2,446	Los Angeles	Beverly Hills Courthouse	C3020-Floor Finishes	\$ 8,018	\$ 6,376	\$ 1,642
2,447	San Bernardino	Joshua Tree Courthouse	C3020-Floor Finishes	\$ 6,463	\$ 6,463	\$ -
2,448	Riverside	Palm Springs Courts	C3020-Floor Finishes	\$ 16,140	\$ 6,554	\$ 9,586
2,449	San Mateo	Hall of Justice	C3020-Floor Finishes	\$ 12,517	\$ 6,596	\$ 5,921
2,450	San Mateo	Central Branch	C3020-Floor Finishes	\$ 6,604	\$ 6,604	\$ -
2,451	San Francisco	Hall of Justice	C3020-Floor Finishes	\$ 28,760	\$ 6,690	\$ 22,070
2,452	Santa Clara	Santa Clara Courthouse	C3020-Floor Finishes	\$ 6,699	\$ 6,699	\$ -



Line #	County	Facility Name	Project System Targeted for Renewal	Project Rough Order of Magnitude	Judicial Branch Share of Cost	County Share of Cost
2,453	Los Angeles	Santa Monica Courthouse	C3020-Floor Finishes	\$ 8,604	\$ 6,753	\$ 1,851
2,454	Los Angeles	Inglewood Juvenile Court	C3020-Floor Finishes	\$ 6,755	\$ 6,755	\$ -
2,455	Los Angeles	Malibu Courthouse	C3020-Floor Finishes	\$ 17,867	\$ 6,786	\$ 11,081
2,456	Kern	Bakersfield Juvenile Center	C3020-Floor Finishes	\$ 10,383	\$ 6,932	\$ 3,451
2,457	Alameda	Berkeley Courthouse	C3020-Floor Finishes	\$ 6,958	\$ 6,958	\$ -
2,458	Tulare	Visalia Superior Court	C3020-Floor Finishes	\$ 21,684	\$ 7,010	\$ 14,674
2,459	Santa Barbara	Santa Maria Courts, Bldgs. A + B	C3020-Floor Finishes	\$ 7,149	\$ 7,149	\$ -
2,460	Los Angeles	Bellflower Courthouse	C3020-Floor Finishes	\$ 9,200	\$ 7,170	\$ 2,030
2,461	Merced	Main Merced Courthouse	C3020-Floor Finishes	\$ 7,179	\$ 7,179	\$ -
2,462	Kern	Taft Courts Bldg.	C3020-Floor Finishes	\$ 7,318	\$ 7,318	\$ -
2,463	Los Angeles	Van Nuys Courthouse West	C3020-Floor Finishes	\$ 9,132	\$ 7,349	\$ 1,783
2,464	San Francisco	Hall of Justice	C3020-Floor Finishes	\$ 31,656	\$ 7,363	\$ 24,293
2,465	Riverside	Corona	C3020-Floor Finishes	\$ 13,830	\$ 7,472	\$ 6,358
2,466	Los Angeles	Inglewood Juvenile Court	C3020-Floor Finishes	\$ 7,479	\$ 7,479	\$ -
2,467	Los Angeles	Santa Clarita Courthouse	C3020-Floor Finishes	\$ 8,784	\$ 7,764	\$ 1,020
2,468	Contra Costa	Bray Courts	C3020-Floor Finishes	\$ 9,317	\$ 7,968	\$ 1,349
2,469	Alameda	George E. McDonald Hall of Justice	C3020-Floor Finishes	\$ 7,980	\$ 7,980	\$ -
2,470	Alameda	George E. McDonald Hall of Justice	C3020-Floor Finishes	\$ 8,133	\$ 8,133	\$ -
2,471	Merced	Main Merced Courthouse	C3020-Floor Finishes	\$ 8,168	\$ 8,168	\$ -
2,472	San Bernardino	Fontana Courthouse	C3020-Floor Finishes	\$ 9,952	\$ 8,273	\$ 1,679
2,473	San Mateo	Traffic/ Small Claims Annex	C3020-Floor Finishes	\$ 8,276	\$ 8,276	\$ -
2,474	Sacramento	Credit Union Bldg.	C3020-Floor Finishes	\$ 8,517	\$ 8,517	\$ -
2,475	Los Angeles	Glendale Courthouse	C3020-Floor Finishes	\$ 9,452	\$ 8,558	\$ 894
2,476	Los Angeles	Metropolitan Courthouse	C3020-Floor Finishes	\$ 9,077	\$ 8,581	\$ 496
2,477	Sacramento	Gordon Schaber Sacramento Superior Court	C3020-Floor Finishes	\$ 8,811	\$ 8,811	\$ -
2,478	Santa Clara	Historic Courthouse	C3020-Floor Finishes	\$ 8,836	\$ 8,836	\$ -
2,479	Sutter	Courthouse West	C3020-Floor Finishes	\$ 11,076	\$ 9,138	\$ 1,938
2,480	Kern	Bakersfield Juvenile Center	C3020-Floor Finishes	\$ 9,148	\$ 9,148	\$ -
2,481	Kern	Delano/North Kern Court	C3020-Floor Finishes	\$ 11,384	\$ 9,180	\$ 2,204
2,482	Orange	Harbor Justice Center-Newport Beach Facility	C3020-Floor Finishes	\$ 9,214	\$ 9,214	\$ -
2,483	Orange	North Justice Center	C3020-Floor Finishes	\$ 10,315	\$ 9,315	\$ 1,000
2,484	San Bernardino	Joshua Tree Courthouse	C3020-Floor Finishes	\$ 9,432	\$ 9,432	\$ -
2,485	Los Angeles	Burbank Courthouse	C3020-Floor Finishes	\$ 10,413	\$ 9,451	\$ 962
2,486	San Diego	East County Regional Center	C3020-Floor Finishes	\$ 9,490	\$ 9,490	\$ -



Line #	County	Facility Name	Project System Targeted for Renewal	Project Rough Order of Magnitude	Judicial Branch Share of Cost	County Share of Cost
2,487	Siskiyou	Siskiyou County Courthouse	C3020-Floor Finishes	\$ 28,298	\$ 9,517	\$ 18,781
2,488	Los Angeles	Metropolitan Courthouse	C3020-Floor Finishes	\$ 10,206	\$ 9,649	\$ 557
2,489	Kings	Corcoran Court	C3020-Floor Finishes	\$ 11,110	\$ 9,732	\$ 1,378
2,490	Fresno	B.F. Sisk Courthouse	C3020-Floor Finishes	\$ 9,736	\$ 9,736	\$ -
2,491	Imperial	Imperial County Courthouse	C3020-Floor Finishes	\$ 9,736	\$ 9,736	\$ -
2,492	Los Angeles	Edmund D. Edelman Children's Court	C3020-Floor Finishes	\$ 13,917	\$ 9,741	\$ 4,176
2,493	San Diego	South County Regional Center	C3020-Floor Finishes	\$ 27,755	\$ 9,947	\$ 17,808
2,494	San Mateo	Central Branch	C3020-Floor Finishes	\$ 10,080	\$ 10,080	\$ -
2,495	Contra Costa	Concord Courthouse	C3020-Floor Finishes	\$ 10,265	\$ 10,265	\$ -
2,496	Los Angeles	Van Nuys Courthouse West	C3020-Floor Finishes	\$ 12,817	\$ 10,315	\$ 2,502
2,497	El Dorado	Johnson Bldg.	C3020-Floor Finishes	\$ 10,402	\$ 10,402	\$ -
2,498	Los Angeles	Burbank Courthouse	C3020-Floor Finishes	\$ 11,487	\$ 10,426	\$ 1,061
2,499	Lake	Lakeport Court Facility	C3020-Floor Finishes	\$ 35,165	\$ 10,550	\$ 24,616
2,500	San Diego	South County Regional Center	C3020-Floor Finishes	\$ 10,668	\$ 10,668	\$ -
2,501	San Diego	East County Regional Center	C3020-Floor Finishes	\$ 10,676	\$ 10,676	\$ -
2,502	Los Angeles	David M. Kenyon Juvenile Justice Center	C3020-Floor Finishes	\$ 26,353	\$ 10,715	\$ 15,638
2,503	Sacramento	Credit Union Bldg.	C3020-Floor Finishes	\$ 10,789	\$ 10,789	\$ -
2,504	Los Angeles	Alhambra Courthouse	C3020-Floor Finishes	\$ 12,585	\$ 10,823	\$ 1,762
2,505	Los Angeles	Malibu Courthouse	C3020-Floor Finishes	\$ 28,620	\$ 10,870	\$ 17,750
2,506	San Diego	Hall of Justice	C3020-Floor Finishes	\$ 11,175	\$ 11,175	\$ -
2,507	Los Angeles	David M. Kenyon Juvenile Justice Center	C3020-Floor Finishes	\$ 27,812	\$ 11,308	\$ 16,504
2,508	Riverside	Blythe Courthouse - Superior Court	C3020-Floor Finishes	\$ 11,310	\$ 11,310	\$ -
2,509	Riverside	Blythe Courthouse - Superior Court	C3020-Floor Finishes	\$ 11,310	\$ 11,310	\$ -
2,510	Kern	Bakersfield Superior Court	C3020-Floor Finishes	\$ 11,587	\$ 11,587	\$ -
2,511	San Diego	East County Regional Center	C3020-Floor Finishes	\$ 17,124	\$ 11,595	\$ 5,529
2,512	Merced	Old Court	C3020-Floor Finishes	\$ 11,660	\$ 11,660	\$ -
2,513	Orange	North Justice Center	C3020-Floor Finishes	\$ 13,008	\$ 11,748	\$ 1,260
2,514	Alameda	George E. McDonald Hall of Justice	C3020-Floor Finishes	\$ 11,899	\$ 11,899	\$ -
2,515	San Mateo	Central Branch	C3020-Floor Finishes	\$ 11,948	\$ 11,948	\$ -
2,516	San Luis Obispo	Paso Robles Courthouse	C3020-Floor Finishes	\$ 11,959	\$ 11,959	\$ -
2,517	Santa Barbara	Santa Barbara County Courthouse	C3020-Floor Finishes	\$ 11,959	\$ 11,959	\$ -
2,518	Los Angeles	Torrance Courthouse	C3020-Floor Finishes	\$ 14,067	\$ 11,977	\$ 2,090
2,519	Los Angeles	Santa Clarita Courthouse	C3020-Floor Finishes	\$ 13,651	\$ 12,066	\$ 1,585
2,520	Kern	Bakersfield Juvenile Center	C3020-Floor Finishes	\$ 18,079	\$ 12,070	\$ 6,009
2,521	Los Angeles	Santa Clarita Courthouse	C3020-Floor Finishes	\$ 13,715	\$ 12,123	\$ 1,592
2,522	Los Angeles	Sylmar Juvenile Court	C3020-Floor Finishes	\$ 35,896	\$ 12,316	\$ 23,580



Line #	County	Facility Name	Project System Targeted for Renewal	Project Rough Order of Magnitude	Judicial Branch Share of Cost	County Share of Cost
2,523	Los Angeles	Monrovia Training Center	C3020-Floor Finishes	\$ 17,542	\$ 12,330	\$ 5,212
2,524	Los Angeles	Glendale Courthouse	C3020-Floor Finishes	\$ 13,726	\$ 12,428	\$ 1,298
2,525	Los Angeles	Metropolitan Courthouse	C3020-Floor Finishes	\$ 13,199	\$ 12,478	\$ 721
2,526	Los Angeles	Alhambra Courthouse	C3020-Floor Finishes	\$ 14,636	\$ 12,587	\$ 2,049
2,527	Los Angeles	Los Padrinos Juvenile Court	C3020-Floor Finishes	\$ 43,061	\$ 12,625	\$ 30,436
2,528	Riverside	Riverside Juvenile Justice Trailers	C3020-Floor Finishes	\$ 12,830	\$ 12,830	\$ -
2,529	Tulare	Tulare Division	C3020-Floor Finishes	\$ 18,412	\$ 12,888	\$ 5,524
2,530	San Francisco	Polk St. Annex	C3020-Floor Finishes	\$ 12,952	\$ 12,952	\$ -
2,531	San Diego	Trailer - Dept 34	C3020-Floor Finishes	\$ 12,964	\$ 12,964	\$ -
2,532	San Diego	Trailer - Dept 35	C3020-Floor Finishes	\$ 12,964	\$ 12,964	\$ -
2,533	Los Angeles	Metropolitan Courthouse	C3020-Floor Finishes	\$ 14,055	\$ 13,288	\$ 767
2,534	Los Angeles	Pomona Courthouse North	C3020-Floor Finishes	\$ 13,317	\$ 13,317	\$ -
2,535	Alameda	Fremont Hall of Justice	C3020-Floor Finishes	\$ 13,343	\$ 13,343	\$ -
2,536	Los Angeles	Malibu Courthouse	C3020-Floor Finishes	\$ 35,733	\$ 13,571	\$ 22,162
2,537	Santa Barbara	Santa Maria Courts Bldgs C + D	C3020-Floor Finishes	\$ 13,645	\$ 13,645	\$ -
2,538	Kern	Shafter/Wasco Courts Bldg.	C3020-Floor Finishes	\$ 15,229	\$ 13,698	\$ 1,531
2,539	Los Angeles	Monrovia Training Center	C3020-Floor Finishes	\$ 19,808	\$ 13,923	\$ 5,885
2,540	Orange	North Justice Center	C3020-Floor Finishes	\$ 15,548	\$ 14,041	\$ 1,507
2,541	Los Angeles	Pomona Courthouse North	C3020-Floor Finishes	\$ 14,669	\$ 14,119	\$ 550
2,542	Los Angeles	Stanley Mosk Courthouse	C3020-Floor Finishes	\$ 14,553	\$ 14,154	\$ 399
2,543	Los Angeles	Beverly Hills Courthouse	C3020-Floor Finishes	\$ 17,817	\$ 14,168	\$ 3,649
2,544	Napa	Criminal Court Building	C3020-Floor Finishes	\$ 14,172	\$ 14,172	\$ -
2,545	Los Angeles	Hollywood Courthouse	C3020-Floor Finishes	\$ 15,633	\$ 14,240	\$ 1,393
2,546	Kern	Arvin/ Lamont Branch	C3020-Floor Finishes	\$ 23,535	\$ 14,335	\$ 9,200
2,547	San Francisco	Hall of Justice	C3020-Floor Finishes	\$ 62,070	\$ 14,437	\$ 47,633
2,548	Los Angeles	Compton Courthouse	C3020-Floor Finishes	\$ 14,496	\$ 14,496	\$ -
2,549	Merced	Old Court	C3020-Floor Finishes	\$ 14,604	\$ 14,604	\$ -
2,550	Riverside	Corona	C3020-Floor Finishes	\$ 27,090	\$ 14,637	\$ 12,453
2,551	El Dorado	Johnson Bldg.	C3020-Floor Finishes	\$ 14,768	\$ 14,768	\$ -
2,552	Napa	Historic Courthouse	C3020-Floor Finishes	\$ 16,017	\$ 15,054	\$ 963
2,553	San Bernardino	Joshua Tree Courthouse	C3020-Floor Finishes	\$ 44,545	\$ 15,070	\$ 29,475
2,554	Kings	Avenal Court	C3020-Floor Finishes	\$ 15,264	\$ 15,264	\$ -
2,555	Los Angeles	Airport Courthouse	C3020-Floor Finishes	\$ 19,819	\$ 15,294	\$ 4,525
2,556	Santa Barbara	Santa Maria Courts Bldgs C + D	C3020-Floor Finishes	\$ 28,167	\$ 15,407	\$ 12,760
2,557	Shasta	Main Courthouse	C3020-Floor Finishes	\$ 15,666	\$ 15,666	\$ -
2,558	Los Angeles	Norwalk Courthouse	C3020-Floor Finishes	\$ 18,612	\$ 15,826	\$ 2,786



Line #	County	Facility Name	Project System Targeted for Renewal	Project Rough Order of Magnitude	Judicial Branch Share of Cost	County Share of Cost
2,559	San Mateo	Traffic/ Small Claims Annex	C3020-Floor Finishes	\$ 16,019	\$ 16,019	\$ -
2,560	Riverside	Riverside Juvenile Court	C3020-Floor Finishes	\$ 32,508	\$ 16,039	\$ 16,469
2,561	Kings	Avenal Court	C3020-Floor Finishes	\$ 28,065	\$ 16,281	\$ 11,784
2,562	Los Angeles	Santa Monica Courthouse	C3020-Floor Finishes	\$ 20,794	\$ 16,321	\$ 4,473
2,563	Los Angeles	Monrovia Training Center	C3020-Floor Finishes	\$ 23,325	\$ 16,395	\$ 6,930
2,564	San Mateo	Northern Branch Courthouse	C3020-Floor Finishes	\$ 19,754	\$ 16,437	\$ 3,317
2,565	Los Angeles	Santa Clarita Courthouse	C3020-Floor Finishes	\$ 18,819	\$ 16,634	\$ 2,185
2,566	Kings	Corcoran Court	C3020-Floor Finishes	\$ 18,995	\$ 16,640	\$ 2,355
2,567	Los Angeles	Metropolitan Courthouse	C3020-Floor Finishes	\$ 17,618	\$ 16,656	\$ 962
2,568	Los Angeles	Hollywood Courthouse	C3020-Floor Finishes	\$ 18,313	\$ 16,681	\$ 1,632
2,569	Riverside	Palm Springs Courts	C3020-Floor Finishes	\$ 41,083	\$ 16,684	\$ 24,399
2,570	Los Angeles	Beverly Hills Courthouse	C3020-Floor Finishes	\$ 21,044	\$ 16,734	\$ 4,310
2,571	Alameda	Wiley W. Manuel Courthouse	C3020-Floor Finishes	\$ 16,777	\$ 16,777	\$ -
2,572	Imperial	Imperial County Courthouse	C3020-Floor Finishes	\$ 16,803	\$ 16,803	\$ -
2,573	Kern	Shafter/Wasco Courts Bldg.	C3020-Floor Finishes	\$ 18,690	\$ 16,812	\$ 1,878
2,574	Siskiyou	Siskiyou County Courthouse	C3020-Floor Finishes	\$ 50,351	\$ 16,933	\$ 33,418
2,575	Alameda	Wiley W. Manuel Courthouse	C3020-Floor Finishes	\$ 19,817	\$ 16,959	\$ 2,858
2,576	San Diego	Hall of Justice	C3020-Floor Finishes	\$ 17,164	\$ 17,164	\$ -
2,577	San Francisco	Polk St. Annex	C3020-Floor Finishes	\$ 17,295	\$ 17,295	\$ -
2,578	San Bernardino	Victorville Courthouse-Dept. N-1	C3020-Floor Finishes	\$ 17,356	\$ 17,356	\$ -
2,579	Fresno	2424 Ventura Street - 5 DCA	C3020-Floor Finishes	\$ 17,398	\$ 17,398	\$ -
2,580	Nevada	Nevada City Courthouse	C3020-Floor Finishes	\$ 27,304	\$ 17,884	\$ 9,420
2,581	El Dorado	Cameron Park	C3020-Floor Finishes	\$ 18,120	\$ 18,120	\$ -
2,582	Sacramento	Juvenile Courthouse	C3020-Floor Finishes	\$ 18,244	\$ 18,244	\$ -
2,583	Fresno	Fresno County Courthouse	C3020-Floor Finishes	\$ 18,256	\$ 18,256	\$ -
2,584	Los Angeles	Burbank Courthouse	C3020-Floor Finishes	\$ 20,206	\$ 18,339	\$ 1,867
2,585	Orange	West Justice Center	C3020-Floor Finishes	\$ 18,427	\$ 18,427	\$ -
2,586	Santa Clara	Downtown Superior Court	C3020-Floor Finishes	\$ 18,540	\$ 18,540	\$ -
2,587	Los Angeles	Edmund D. Edelman Children's Court	C3020-Floor Finishes	\$ 26,498	\$ 18,546	\$ 7,952
2,588	San Luis Obispo	1070 Palm St.	C3020-Floor Finishes	\$ 18,571	\$ 18,571	\$ -
2,589	Los Angeles	Beverly Hills Courthouse	C3020-Floor Finishes	\$ 23,703	\$ 18,849	\$ 4,854
2,590	San Bernardino	Joshua Tree Courthouse	C3020-Floor Finishes	\$ 55,717	\$ 18,849	\$ 36,868
2,591	San Diego	Hall of Justice	C3020-Floor Finishes	\$ 46,860	\$ 18,856	\$ 28,004
2,592	Riverside	Corona	C3020-Floor Finishes	\$ 35,112	\$ 18,971	\$ 16,141
2,593	San Diego	Department 10 Trailer	C3020-Floor Finishes	\$ 19,071	\$ 19,071	\$ -
2,594	San Diego	Department 9 Trailer	C3020-Floor Finishes	\$ 19,071	\$ 19,071	\$ -



Line #	County	Facility Name	Project System Targeted for Renewal	Project Rough Order of Magnitude	Judicial Branch Share of Cost	County Share of Cost
2,595	Los Angeles	Eastlake Juvenile Court	C3020-Floor Finishes	\$ 34,970	\$ 19,157	\$ 15,813
2,596	Los Angeles	Hall of Records	C3020-Floor Finishes	\$ 181,264	\$ 19,196	\$ 162,068
2,597	Los Angeles	Pomona Courthouse North	C3020-Floor Finishes	\$ 19,204	\$ 19,204	\$ -
2,598	Los Angeles	Edmund D. Edelman Children's Court	C3020-Floor Finishes	\$ 27,457	\$ 19,217	\$ 8,240
2,599	El Dorado	Bldg. C	C3020-Floor Finishes	\$ 94,365	\$ 19,534	\$ 74,831
2,600	Los Angeles	Hollywood Courthouse	C3020-Floor Finishes	\$ 21,517	\$ 19,600	\$ 1,917
2,601	Los Angeles	Edmund D. Edelman Children's Court	C3020-Floor Finishes	\$ 28,177	\$ 19,721	\$ 8,456
2,602	Los Angeles	Norwalk Courthouse	C3020-Floor Finishes	\$ 23,297	\$ 19,809	\$ 3,488
2,603	Los Angeles	Burbank Courthouse	C3020-Floor Finishes	\$ 21,886	\$ 19,864	\$ 2,022
2,604	Los Angeles	Glendale Courthouse	C3020-Floor Finishes	\$ 21,954	\$ 19,877	\$ 2,077
2,605	San Francisco	Polk St. Annex	C3020-Floor Finishes	\$ 19,881	\$ 19,881	\$ -
2,606	Orange	North Justice Center	C3020-Floor Finishes	\$ 22,397	\$ 20,227	\$ 2,170
2,607	Alameda	Fremont Hall of Justice	C3020-Floor Finishes	\$ 25,530	\$ 20,271	\$ 5,259
2,608	Merced	Main Merced Courthouse	C3020-Floor Finishes	\$ 20,335	\$ 20,335	\$ -
2,609	Los Angeles	Sylmar Juvenile Court	C3020-Floor Finishes	\$ 59,305	\$ 20,348	\$ 38,957
2,610	Los Angeles	Metropolitan Courthouse	C3020-Floor Finishes	\$ 21,573	\$ 20,395	\$ 1,178
2,611	Butte	Butte County Courthouse	C3020-Floor Finishes	\$ 20,560	\$ 20,560	\$ -
2,612	San Bernardino	Fontana Courthouse	C3020-Floor Finishes	\$ 25,065	\$ 20,837	\$ 4,228
2,613	Kern	Taft Courts Bldg.	C3020-Floor Finishes	\$ 20,840	\$ 20,840	\$ -
2,614	Sonoma	Hall of Justice	C3020-Floor Finishes	\$ 35,191	\$ 20,903	\$ 14,288
2,615	Alameda	Hayward Hall of Justice	C3020-Floor Finishes	\$ 21,062	\$ 21,062	\$ -
2,616	Los Angeles	Pasadena Courthouse	C3020-Floor Finishes	\$ 30,670	\$ 21,270	\$ 9,400
2,617	San Diego	South County Regional Center	C3020-Floor Finishes	\$ 21,336	\$ 21,336	\$ -
2,618	Los Angeles	Malibu Courthouse	C3020-Floor Finishes	\$ 56,400	\$ 21,421	\$ 34,979
2,619	San Diego	East County Regional Center	C3020-Floor Finishes	\$ 21,455	\$ 21,455	\$ -
2,620	San Diego	North County Regional Center - North	C3020-Floor Finishes	\$ 21,455	\$ 21,455	\$ -
2,621	Riverside	Blythe Courthouse - Superior Court	C3020-Floor Finishes	\$ 21,458	\$ 21,458	\$ -
2,622	Los Angeles	Whittier Courthouse	C3020-Floor Finishes	\$ 21,471	\$ 21,471	\$ -
2,623	Los Angeles	Beverly Hills Courthouse	C3020-Floor Finishes	\$ 27,126	\$ 21,571	\$ 5,555
2,624	San Luis Obispo	Grover Beach Branch	C3020-Floor Finishes	\$ 21,714	\$ 21,714	\$ -
2,625	Los Angeles	Santa Clarita Courthouse	C3020-Floor Finishes	\$ 24,701	\$ 21,833	\$ 2,868
2,626	Alameda	Fremont Hall of Justice	C3020-Floor Finishes	\$ 22,221	\$ 22,221	\$ -
2,627	Los Angeles	Pomona Courthouse North	C3020-Floor Finishes	\$ 23,194	\$ 22,324	\$ 870
2,628	Los Angeles	Eastlake Juvenile Court	C3020-Floor Finishes	\$ 40,790	\$ 22,345	\$ 18,445
2,629	Los Angeles	Beverly Hills Courthouse	C3020-Floor Finishes	\$ 28,131	\$ 22,370	\$ 5,761
2,630	Los Angeles	Van Nuys Courthouse West	C3020-Floor Finishes	\$ 28,125	\$ 22,635	\$ 5,490



Line #	County	Facility Name	Project System Targeted for Renewal	Project Rough Order of Magnitude	Judicial Branch Share of Cost	County Share of Cost
2,631	San Diego	Hall of Justice	C3020-Floor Finishes	\$ 56,897	\$ 22,895	\$ 34,002
2,632	Los Angeles	Hollywood Courthouse	C3020-Floor Finishes	\$ 25,395	\$ 23,132	\$ 2,263
2,633	Santa Clara	Santa Clara Courthouse	C3020-Floor Finishes	\$ 23,190	\$ 23,190	\$ -
2,634	Los Angeles	Inglewood Juvenile Court	C3020-Floor Finishes	\$ 23,673	\$ 23,673	\$ -
2,635	Los Angeles	Compton Courthouse	C3020-Floor Finishes	\$ 23,850	\$ 23,850	\$ -
2,636	Sutter	Courthouse West	C3020-Floor Finishes	\$ 28,910	\$ 23,851	\$ 5,059
2,637	Alameda	Wiley W. Manuel Courthouse	C3020-Floor Finishes	\$ 23,872	\$ 23,872	\$ -
2,638	San Mateo	Hall of Justice	C3020-Floor Finishes	\$ 45,383	\$ 23,917	\$ 21,466
2,639	Santa Clara	Santa Clara Courthouse	C3020-Floor Finishes	\$ 24,011	\$ 24,011	\$ -
2,640	Los Angeles	East Los Angeles Courthouse	C3020-Floor Finishes	\$ 30,913	\$ 24,026	\$ 6,887
2,641	Los Angeles	Central Arraignment Courts	C3020-Floor Finishes	\$ 26,730	\$ 24,118	\$ 2,612
2,642	Riverside	Riverside Juvenile Court	C3020-Floor Finishes	\$ 48,981	\$ 24,167	\$ 24,814
2,643	Los Angeles	Hollywood Courthouse	C3020-Floor Finishes	\$ 26,550	\$ 24,184	\$ 2,366
2,644	Imperial	Imperial County Courthouse	C3020-Floor Finishes	\$ 24,251	\$ 24,251	\$ -
2,645	Los Angeles	Malibu Courthouse	C3020-Floor Finishes	\$ 66,214	\$ 25,148	\$ 41,066
2,646	Los Angeles	Glendale Courthouse	C3020-Floor Finishes	\$ 27,827	\$ 25,195	\$ 2,632
2,647	Orange	North Justice Center	C3020-Floor Finishes	\$ 28,049	\$ 25,331	\$ 2,718
2,648	San Mateo	Hall of Justice	C3020-Floor Finishes	\$ 48,104	\$ 25,351	\$ 22,753
2,649	Los Angeles	West Covina Courthouse	C3020-Floor Finishes	\$ 30,671	\$ 25,460	\$ 5,211
2,650	San Joaquin	Lodi Branch- Dept. 2	C3020-Floor Finishes	\$ 25,585	\$ 25,585	\$ -
2,651	Kern	Delano/North Kern Court	C3020-Floor Finishes	\$ 31,932	\$ 25,750	\$ 6,182
2,652	Los Angeles	Bellflower Courthouse	C3020-Floor Finishes	\$ 33,121	\$ 25,815	\$ 7,306
2,653	Los Angeles	Van Nuys Courthouse East	C3020-Floor Finishes	\$ 29,074	\$ 26,091	\$ 2,983
2,654	Sonoma	Hall of Justice	C3020-Floor Finishes	\$ 44,418	\$ 26,384	\$ 18,034
2,655	Alameda	Berkeley Courthouse	C3020-Floor Finishes	\$ 26,600	\$ 26,600	\$ -
2,656	Los Angeles	David M. Kenyon Juvenile Justice Center	C3020-Floor Finishes	\$ 65,427	\$ 26,603	\$ 38,824
2,657	Orange	Civil Complex Center ("CXC")	C3020-Floor Finishes	\$ 26,651	\$ 26,651	\$ -
2,658	Los Angeles	Norwalk Courthouse	C3020-Floor Finishes	\$ 31,403	\$ 26,702	\$ 4,701
2,659	Kern	Arvin/ Lamont Branch	C3020-Floor Finishes	\$ 43,870	\$ 26,721	\$ 17,149
2,660	Los Angeles	Inglewood Courthouse	C3020-Floor Finishes	\$ 36,998	\$ 27,586	\$ 9,412
2,661	San Diego	Hall of Justice	C3020-Floor Finishes	\$ 27,810	\$ 27,810	\$ -
2,662	Santa Clara	Santa Clara Courthouse	C3020-Floor Finishes	\$ 27,810	\$ 27,810	\$ -
2,663	Los Angeles	Hollywood Courthouse	C3020-Floor Finishes	\$ 30,696	\$ 27,961	\$ 2,735
2,664	Contra Costa	Walnut Creek Courthouse	C3020-Floor Finishes	\$ 28,045	\$ 28,045	\$ -
2,665	Santa Clara	Hall of Justice (West)	C3020-Floor Finishes	\$ 28,111	\$ 28,111	\$ -
2,666	San Francisco	Hall of Justice	C3020-Floor Finishes	\$ 121,022	\$ 28,150	\$ 92,872



Line #	County	Facility Name	Project System Targeted for Renewal	Project Rough Order of Magnitude	Judicial Branch Share of Cost	County Share of Cost
2,667	San Diego	County Courthouse	C3020-Floor Finishes	\$ 36,511	\$ 28,267	\$ 8,244
2,668	Los Angeles	Santa Clarita Courthouse	C3020-Floor Finishes	\$ 32,094	\$ 28,368	\$ 3,726
2,669	San Diego	East County Regional Center	C3020-Floor Finishes	\$ 28,607	\$ 28,607	\$ -
2,670	Nevada	Nevada City Courthouse Annex	C3020-Floor Finishes	\$ 67,911	\$ 29,005	\$ 38,906
2,671	Stanislaus	Hall of Records	C3020-Floor Finishes	\$ 62,660	\$ 29,306	\$ 33,354
2,672	Butte	Butte County Courthouse	C3020-Floor Finishes	\$ 29,486	\$ 29,486	\$ -
2,673	Los Angeles	East Los Angeles Courthouse	C3020-Floor Finishes	\$ 38,155	\$ 29,654	\$ 8,501
2,674	Humboldt	Humboldt County Courthouse (Eureka)	C3020-Floor Finishes	\$ 89,150	\$ 29,740	\$ 59,410
2,675	Los Angeles	Eastlake Juvenile Court	C3020-Floor Finishes	\$ 54,493	\$ 29,851	\$ 24,642
2,676	Kern	Bakersfield Justice Bldg.	C3020-Floor Finishes	\$ 29,882	\$ 29,882	\$ -
2,677	Kern	Bakersfield Superior Court	C3020-Floor Finishes	\$ 47,811	\$ 29,949	\$ 17,862
2,678	Los Angeles	Burbank Courthouse	C3020-Floor Finishes	\$ 33,366	\$ 30,283	\$ 3,083
2,679	Los Angeles	Metropolitan Courthouse	C3020-Floor Finishes	\$ 32,130	\$ 30,376	\$ 1,754
2,680	San Diego	South County Regional Center	C3020-Floor Finishes	\$ 30,395	\$ 30,395	\$ -
2,681	Los Angeles	Beverly Hills Courthouse	C3020-Floor Finishes	\$ 38,246	\$ 30,413	\$ 7,833
2,682	San Diego	Kearny Mesa Traffic Court KM5 & KM6 Trailer	C3020-Floor Finishes	\$ 30,490	\$ 30,490	\$ -
2,683	Contra Costa	Wakefield Taylor Courthouse	C3020-Floor Finishes	\$ 30,545	\$ 30,545	\$ -
2,684	San Diego	South County Regional Center	C3020-Floor Finishes	\$ 85,399	\$ 30,607	\$ 54,792
2,685	Los Angeles	Stanley Mosk Courthouse	C3020-Floor Finishes	\$ 31,477	\$ 30,615	\$ 862
2,686	Los Angeles	Bellflower Courthouse	C3020-Floor Finishes	\$ 39,378	\$ 30,691	\$ 8,687
2,687	Orange	Betty Lou Lamoreaux Justice Center	C3020-Floor Finishes	\$ 30,712	\$ 30,712	\$ -
2,688	Los Angeles	Beverly Hills Courthouse	C3020-Floor Finishes	\$ 39,078	\$ 31,075	\$ 8,003
2,689	Santa Barbara	Santa Maria Juvenile Court (New)	C3020-Floor Finishes	\$ 47,005	\$ 31,164	\$ 15,841
2,690	Santa Clara	Historic Courthouse	C3020-Floor Finishes	\$ 31,442	\$ 31,442	\$ -
2,691	Los Angeles	Santa Monica Courthouse	C3020-Floor Finishes	\$ 40,081	\$ 31,460	\$ 8,621
2,692	Los Angeles	Glendale Courthouse	C3020-Floor Finishes	\$ 34,797	\$ 31,505	\$ 3,292
2,693	Los Angeles	Norwalk Courthouse	C3020-Floor Finishes	\$ 37,224	\$ 31,652	\$ 5,572
2,694	Kern	Bakersfield Juvenile Center	C3020-Floor Finishes	\$ 47,508	\$ 31,716	\$ 15,792
2,695	Los Angeles	Stanley Mosk Courthouse	C3020-Floor Finishes	\$ 32,929	\$ 32,027	\$ 902
2,696	Los Angeles	West Covina Courthouse	C3020-Floor Finishes	\$ 32,301	\$ 32,301	\$ -
2,697	Los Angeles	Edmund D. Edelman Children's Court	C3020-Floor Finishes	\$ 46,578	\$ 32,600	\$ 13,978
2,698	Imperial	Imperial County Courthouse	C3020-Floor Finishes	\$ 32,738	\$ 32,738	\$ -
2,699	Los Angeles	Alhambra Courthouse	C3020-Floor Finishes	\$ 38,550	\$ 33,153	\$ 5,397
2,700	San Diego	County Courthouse	C3020-Floor Finishes	\$ 42,911	\$ 33,222	\$ 9,689
2,701	San Bernardino	Victorville Courthouse-Dept. N-1	C3020-Floor Finishes	\$ 52,495	\$ 33,728	\$ 18,767



Line #	County	Facility Name	Project System Targeted for Renewal	Project Rough Order of Magnitude	Judicial Branch Share of Cost	County Share of Cost
2,702	San Diego	Hall of Justice	C3020-Floor Finishes	\$ 33,822	\$ 33,822	\$ -
2,703	San Francisco	Hall of Justice	C3020-Floor Finishes	\$ 145,625	\$ 33,872	\$ 111,753
2,704	Fresno	Fresno County Courthouse	C3020-Floor Finishes	\$ 34,103	\$ 34,103	\$ -
2,705	Alameda	Hayward Hall of Justice	C3020-Floor Finishes	\$ 34,187	\$ 34,187	\$ -
2,706	San Diego	Hall of Justice	C3020-Floor Finishes	\$ 85,346	\$ 34,343	\$ 51,003
2,707	Los Angeles	West Covina Courthouse	C3020-Floor Finishes	\$ 34,594	\$ 34,594	\$ -
2,708	Los Angeles	East Los Angeles Courthouse	C3020-Floor Finishes	\$ 44,550	\$ 34,624	\$ 9,926
2,709	Nevada	Nevada City Courthouse	C3020-Floor Finishes	\$ 53,407	\$ 34,982	\$ 18,425
2,710	Los Angeles	Van Nuys Courthouse East	C3020-Floor Finishes	\$ 39,266	\$ 35,237	\$ 4,029
2,711	Santa Clara	Hall of Justice (West)	C3020-Floor Finishes	\$ 35,288	\$ 35,288	\$ -
2,712	Los Angeles	Alhambra Courthouse	C3020-Floor Finishes	\$ 41,469	\$ 35,663	\$ 5,806
2,713	Kern	Taft Courts Bldg.	C3020-Floor Finishes	\$ 35,672	\$ 35,672	\$ -
2,714	Los Angeles	Edmund D. Edelman Children's Court	C3020-Floor Finishes	\$ 51,041	\$ 35,724	\$ 15,317
2,715	Los Angeles	Santa Clarita Courthouse	C3020-Floor Finishes	\$ 40,639	\$ 35,921	\$ 4,718
2,716	Los Angeles	Santa Clarita Courthouse	C3020-Floor Finishes	\$ 40,639	\$ 35,921	\$ 4,718
2,717	Contra Costa	Walnut Creek Courthouse	C3020-Floor Finishes	\$ 35,925	\$ 35,925	\$ -
2,718	Riverside	Blythe Courthouse - Superior Court	C3020-Floor Finishes	\$ 36,207	\$ 36,207	\$ -
2,719	Sacramento	Gordon Schaber Sacramento Superior Court	C3020-Floor Finishes	\$ 36,488	\$ 36,488	\$ -
2,720	Los Angeles	Alfred J. McCourtney Juvenile Justice Center	C3020-Floor Finishes	\$ 53,519	\$ 36,955	\$ 16,564
2,721	Los Angeles	Michael D. Antonovich Antelope Valley Courthouse	C3020-Floor Finishes	\$ 50,371	\$ 37,028	\$ 13,343
2,722	Los Angeles	Michael D. Antonovich Antelope Valley Courthouse	C3020-Floor Finishes	\$ 50,371	\$ 37,028	\$ 13,343
2,723	Orange	North Justice Center	C3020-Floor Finishes	\$ 41,263	\$ 37,265	\$ 3,998
2,724	Kern	Bakersfield Juvenile Center	C3020-Floor Finishes	\$ 37,395	\$ 37,395	\$ -
2,725	Los Angeles	Burbank Courthouse	C3020-Floor Finishes	\$ 41,629	\$ 37,782	\$ 3,847
2,726	Orange	North Justice Center	C3020-Floor Finishes	\$ 41,922	\$ 37,860	\$ 4,062
2,727	San Diego	Kearny Mesa Traffic Court KM4 Trailer	C3020-Floor Finishes	\$ 37,934	\$ 37,934	\$ -
2,728	Los Angeles	West Covina Courthouse	C3020-Floor Finishes	\$ 38,153	\$ 38,153	\$ -
2,729	Los Angeles	Monrovia Training Center	C3020-Floor Finishes	\$ 54,493	\$ 38,303	\$ 16,190
2,730	Santa Barbara	Santa Maria Courts, Bldgs. A + B	C3020-Floor Finishes	\$ 166,596	\$ 38,367	\$ 128,229
2,731	Los Angeles	Inglewood Juvenile Court	C3020-Floor Finishes	\$ 47,649	\$ 38,491	\$ 9,158
2,732	Los Angeles	Pomona Courthouse North	C3020-Floor Finishes	\$ 40,366	\$ 38,852	\$ 1,514
2,733	Los Angeles	Hollywood Courthouse	C3020-Floor Finishes	\$ 42,836	\$ 39,019	\$ 3,817



Line #	County	Facility Name	Project System Targeted for Renewal	Project Rough Order of Magnitude	Judicial Branch Share of Cost	County Share of Cost
2,734	Los Angeles	Inglewood Courthouse	C3020-Floor Finishes	\$ 52,713	\$ 39,303	\$ 13,410
2,735	Kern	Delano/North Kern Court	C3020-Floor Finishes	\$ 49,393	\$ 39,831	\$ 9,562
2,736	Kern	Delano/North Kern Court	C3020-Floor Finishes	\$ 49,404	\$ 39,839	\$ 9,565
2,737	Los Angeles	Stanley Mosk Courthouse	C3020-Floor Finishes	\$ 41,028	\$ 39,904	\$ 1,124
2,738	Los Angeles	Alhambra Courthouse	C3020-Floor Finishes	\$ 46,744	\$ 40,200	\$ 6,544
2,739	Los Angeles	Pomona Courthouse North	C3020-Floor Finishes	\$ 40,482	\$ 40,482	\$ -
2,740	Alameda	Berkeley Courthouse	C3020-Floor Finishes	\$ 40,603	\$ 40,603	\$ -
2,741	Los Angeles	Santa Monica Courthouse	C3020-Floor Finishes	\$ 51,750	\$ 40,619	\$ 11,131
2,742	Los Angeles	Eastlake Juvenile Court	C3020-Floor Finishes	\$ 74,164	\$ 40,627	\$ 33,537
2,743	San Mateo	Northern Branch Courthouse	C3020-Floor Finishes	\$ 49,139	\$ 40,889	\$ 8,250
2,744	Los Angeles	Michael D. Antonovich Antelope Valley Courthouse	C3020-Floor Finishes	\$ 55,836	\$ 41,045	\$ 14,791
2,745	Sacramento	Juvenile Courthouse	C3020-Floor Finishes	\$ 41,281	\$ 41,281	\$ -
2,746	Imperial	Imperial County Courthouse	C3020-Floor Finishes	\$ 41,684	\$ 41,684	\$ -
2,747	Los Angeles	Santa Monica Courthouse	C3020-Floor Finishes	\$ 53,474	\$ 41,972	\$ 11,502
2,748	Los Angeles	Metropolitan Courthouse	C3020-Floor Finishes	\$ 44,672	\$ 42,233	\$ 2,439
2,749	San Diego	East County Regional Center	C3020-Floor Finishes	\$ 42,600	\$ 42,600	\$ -
2,750	Riverside	Palm Springs Courts	C3020-Floor Finishes	\$ 106,405	\$ 43,211	\$ 63,194
2,751	Kern	Bakersfield Justice Bldg.	C3020-Floor Finishes	\$ 43,263	\$ 43,263	\$ -
2,752	Los Angeles	Inglewood Courthouse	C3020-Floor Finishes	\$ 59,475	\$ 44,345	\$ 15,130
2,753	Los Angeles	Torrance Courthouse	C3020-Floor Finishes	\$ 49,393	\$ 44,666	\$ 4,727
2,754	Kings	Corcoran Court	C3020-Floor Finishes	\$ 45,012	\$ 45,012	\$ -
2,755	Riverside	Corona	C3020-Floor Finishes	\$ 83,363	\$ 45,041	\$ 38,322
2,756	Solano	Solano Justice Building	C3020-Floor Finishes	\$ 59,724	\$ 45,450	\$ 14,274
2,757	Los Angeles	Whittier Courthouse	C3020-Floor Finishes	\$ 45,649	\$ 45,649	\$ -
2,758	Los Angeles	Beverly Hills Courthouse	C3020-Floor Finishes	\$ 57,913	\$ 46,052	\$ 11,861
2,759	Riverside	Palm Springs Courts	C3020-Floor Finishes	\$ 113,771	\$ 46,202	\$ 67,569
2,760	San Diego	North County Regional Center - South	C3020-Floor Finishes	\$ 68,897	\$ 46,326	\$ 22,571
2,761	Los Angeles	Stanley Mosk Courthouse	C3020-Floor Finishes	\$ 47,823	\$ 46,513	\$ 1,310
2,762	Shasta	Main Courthouse	C3020-Floor Finishes	\$ 67,135	\$ 46,800	\$ 20,335
2,763	Imperial	Imperial County Courthouse	C3020-Floor Finishes	\$ 47,230	\$ 47,230	\$ -
2,764	Los Angeles	Inglewood Courthouse	C3020-Floor Finishes	\$ 64,190	\$ 47,860	\$ 16,330
2,765	Alameda	Fremont Hall of Justice	C3020-Floor Finishes	\$ 60,313	\$ 47,889	\$ 12,424
2,766	San Joaquin	Lodi Branch- Dept. 2	C3020-Floor Finishes	\$ 48,423	\$ 48,423	\$ -
2,767	Los Angeles	Inglewood Juvenile Court	C3020-Floor Finishes	\$ 48,736	\$ 48,736	\$ -
2,768	Los Angeles	Beverly Hills Courthouse	C3020-Floor Finishes	\$ 61,744	\$ 49,099	\$ 12,645



Line #	County	Facility Name	Project System Targeted for Renewal	Project Rough Order of Magnitude	Judicial Branch Share of Cost	County Share of Cost
2,769	Los Angeles	Central Arraignment Courts	C3020-Floor Finishes	\$ 55,202	\$ 49,809	\$ 5,393
2,770	Los Angeles	Downey Courthouse	C3020-Floor Finishes	\$ 59,809	\$ 50,060	\$ 9,749
2,771	Los Angeles	Downey Courthouse	C3020-Floor Finishes	\$ 51,253	\$ 51,253	\$ -
2,772	Los Angeles	Hollywood Courthouse	C3020-Floor Finishes	\$ 56,478	\$ 51,446	\$ 5,032
2,773	Orange	North Justice Center	C3020-Floor Finishes	\$ 57,312	\$ 51,758	\$ 5,554
2,774	San Mateo	Hall of Justice	C3020-Floor Finishes	\$ 98,278	\$ 51,793	\$ 46,485
2,775	Los Angeles	Malibu Courthouse	C3020-Floor Finishes	\$ 141,000	\$ 53,552	\$ 87,448
2,776	Los Angeles	Downey Courthouse	C3020-Floor Finishes	\$ 64,089	\$ 53,642	\$ 10,447
2,777	Kern	Shafter/Wasco Courts Bldg.	C3020-Floor Finishes	\$ 59,964	\$ 53,938	\$ 6,026
2,778	Kern	Delano/North Kern Court	C3020-Floor Finishes	\$ 67,176	\$ 54,171	\$ 13,005
2,779	Los Angeles	Stanley Mosk Courthouse	C3020-Floor Finishes	\$ 56,106	\$ 54,569	\$ 1,537
2,780	San Bernardino	Juvenile Dependency Courthouse	C3020-Floor Finishes	\$ 100,113	\$ 54,592	\$ 45,521
2,781	Los Angeles	Alhambra Courthouse	C3020-Floor Finishes	\$ 63,888	\$ 54,944	\$ 8,944
2,782	San Bernardino	Victorville Courthouse-Dept. N-1	C3020-Floor Finishes	\$ 85,805	\$ 55,130	\$ 30,675
2,783	Imperial	Imperial County Courthouse	C3020-Floor Finishes	\$ 55,242	\$ 55,242	\$ -
2,784	San Mateo	Northern Branch Courthouse	C3020-Floor Finishes	\$ 66,562	\$ 55,386	\$ 11,176
2,785	Tulare	Visalia Superior Court	C3020-Floor Finishes	\$ 55,468	\$ 55,468	\$ -
2,786	Santa Barbara	Figuroa Division	C3020-Floor Finishes	\$ 56,412	\$ 56,412	\$ -
2,787	Los Angeles	El Monte Courthouse	C3020-Floor Finishes	\$ 97,780	\$ 56,830	\$ 40,950
2,788	Los Angeles	West Covina Courthouse	C3020-Floor Finishes	\$ 57,612	\$ 57,612	\$ -
2,789	Contra Costa	Concord Courthouse	C3020-Floor Finishes	\$ 58,865	\$ 58,865	\$ -
2,790	Santa Barbara	Santa Maria Courts, Bldgs. A + B	C3020-Floor Finishes	\$ 58,939	\$ 58,939	\$ -
2,791	Kern	Shafter/Wasco Courts Bldg.	C3020-Floor Finishes	\$ 65,549	\$ 58,961	\$ 6,588
2,792	Imperial	Imperial County Courthouse	C3020-Floor Finishes	\$ 59,112	\$ 59,112	\$ -
2,793	Los Angeles	Santa Monica Courthouse	C3020-Floor Finishes	\$ 75,414	\$ 59,192	\$ 16,222
2,794	Los Angeles	Santa Monica Courthouse	C3020-Floor Finishes	\$ 75,900	\$ 59,574	\$ 16,326
2,795	Contra Costa	Walnut Creek Courthouse	C3020-Floor Finishes	\$ 59,927	\$ 59,927	\$ -
2,796	San Diego	Hall of Justice	C3020-Floor Finishes	\$ 149,448	\$ 60,138	\$ 89,310
2,797	Contra Costa	George D. Carroll Courthouse	C3020-Floor Finishes	\$ 78,030	\$ 60,239	\$ 17,791
2,798	Santa Barbara	Santa Maria Courts, Bldg F	C3020-Floor Finishes	\$ 60,340	\$ 60,340	\$ -
2,799	San Bernardino	Barstow Courthouse	C3020-Floor Finishes	\$ 78,284	\$ 61,007	\$ 17,277
2,800	Los Angeles	Downey Courthouse	C3020-Floor Finishes	\$ 73,603	\$ 61,606	\$ 11,997
2,801	Los Angeles	Beverly Hills Courthouse	C3020-Floor Finishes	\$ 77,779	\$ 61,850	\$ 15,929
2,802	Los Angeles	Burbank Courthouse	C3020-Floor Finishes	\$ 68,611	\$ 62,271	\$ 6,340
2,803	Santa Barbara	Santa Maria Courts, Bldg F	C3020-Floor Finishes	\$ 62,371	\$ 62,371	\$ -
2,804	San Bernardino	Juvenile Dependency Courthouse	C3020-Floor Finishes	\$ 114,415	\$ 62,390	\$ 52,025



Line #	County	Facility Name	Project System Targeted for Renewal	Project Rough Order of Magnitude	Judicial Branch Share of Cost	County Share of Cost
2,805	Kern	Shafter/Wasco Courts Bldg.	C3020-Floor Finishes	\$ 69,748	\$ 62,738	\$ 7,010
2,806	Los Angeles	Central Arraignment Courts	C3020-Floor Finishes	\$ 69,795	\$ 62,976	\$ 6,819
2,807	San Diego	North County Regional Center - North	C3020-Floor Finishes	\$ 64,009	\$ 64,009	\$ -
2,808	Los Angeles	Van Nuys Courthouse West	C3020-Floor Finishes	\$ 79,928	\$ 64,326	\$ 15,602
2,809	Kern	Arvin/ Lamont Branch	C3020-Floor Finishes	\$ 106,073	\$ 64,609	\$ 41,464
2,810	Los Angeles	Santa Monica Courthouse	C3020-Floor Finishes	\$ 82,359	\$ 64,644	\$ 17,715
2,811	Tulare	Tulare Division	C3020-Floor Finishes	\$ 64,817	\$ 64,817	\$ -
2,812	Solano	Hall of Justice	C3020-Floor Finishes	\$ 89,586	\$ 65,237	\$ 24,349
2,813	Los Angeles	Santa Monica Courthouse	C3020-Floor Finishes	\$ 83,485	\$ 65,527	\$ 17,958
2,814	Kern	Bakersfield Superior Court	C3020-Floor Finishes	\$ 104,803	\$ 65,649	\$ 39,154
2,815	Los Angeles	Bellflower Courthouse	C3020-Floor Finishes	\$ 66,352	\$ 66,352	\$ -
2,816	Los Angeles	East Los Angeles Courthouse	C3020-Floor Finishes	\$ 85,615	\$ 66,540	\$ 19,075
2,817	Ventura	East County Courthouse	C3020-Floor Finishes	\$ 107,786	\$ 66,558	\$ 41,228
2,818	Los Angeles	Metropolitan Courthouse	C3020-Floor Finishes	\$ 70,892	\$ 67,021	\$ 3,871
2,819	San Bernardino	Fontana Courthouse	C3020-Floor Finishes	\$ 80,708	\$ 67,093	\$ 13,615
2,820	Solano	Solano Justice Building	C3020-Floor Finishes	\$ 67,332	\$ 67,332	\$ -
2,821	Los Angeles	Michael D. Antonovich Antelope Valley Courthouse	C3020-Floor Finishes	\$ 92,070	\$ 67,681	\$ 24,389
2,822	Napa	Historic Courthouse	C3020-Floor Finishes	\$ 67,775	\$ 67,775	\$ -
2,823	Los Angeles	Van Nuys Courthouse West	C3020-Floor Finishes	\$ 84,502	\$ 68,007	\$ 16,495
2,824	Los Angeles	East Los Angeles Courthouse	C3020-Floor Finishes	\$ 88,150	\$ 68,510	\$ 19,640
2,825	Santa Barbara	Figuroa Division	C3020-Floor Finishes	\$ 68,534	\$ 68,534	\$ -
2,826	Kern	Bakersfield Juvenile Center	C3020-Floor Finishes	\$ 69,397	\$ 69,397	\$ -
2,827	San Mateo	Traffic/ Small Claims Annex	C3020-Floor Finishes	\$ 69,755	\$ 69,755	\$ -
2,828	Kern	Bakersfield Juvenile Center	C3020-Floor Finishes	\$ 104,523	\$ 69,780	\$ 34,743
2,829	Yolo	Family Support	C3020-Floor Finishes	\$ 421,060	\$ 70,317	\$ 350,743
2,830	Los Angeles	Eastlake Juvenile Court	C3020-Floor Finishes	\$ 128,713	\$ 70,509	\$ 58,204
2,831	Merced	Old Court	C3020-Floor Finishes	\$ 71,069	\$ 71,069	\$ -
2,832	Los Angeles	Torrance Courthouse	C3020-Floor Finishes	\$ 79,397	\$ 71,799	\$ 7,598
2,833	Contra Costa	George D. Carroll Courthouse	C3020-Floor Finishes	\$ 71,850	\$ 71,850	\$ -
2,834	San Diego	South County Regional Center	C3020-Floor Finishes	\$ 72,226	\$ 72,226	\$ -
2,835	Fresno	B.F. Sisk Courthouse	C3020-Floor Finishes	\$ 72,270	\$ 72,270	\$ -
2,836	Los Angeles	Burbank Courthouse	C3020-Floor Finishes	\$ 79,992	\$ 72,601	\$ 7,391
2,837	Los Angeles	Downey Courthouse	C3020-Floor Finishes	\$ 86,852	\$ 72,695	\$ 14,157
2,838	Kern	Arvin/ Lamont Branch	C3020-Floor Finishes	\$ 120,297	\$ 73,273	\$ 47,024
2,839	Kern	Delano/North Kern Court	C3020-Floor Finishes	\$ 92,054	\$ 74,232	\$ 17,822



Line #	County	Facility Name	Project System Targeted for Renewal	Project Rough Order of Magnitude	Judicial Branch Share of Cost	County Share of Cost
2,840	Kern	Bakersfield Juvenile Center	C3020-Floor Finishes	\$ 111,512	\$ 74,445	\$ 37,067
2,841	Los Angeles	Compton Courthouse	C3020-Floor Finishes	\$ 74,448	\$ 74,448	\$ -
2,842	Los Angeles	Santa Monica Courthouse	C3020-Floor Finishes	\$ 95,348	\$ 74,839	\$ 20,509
2,843	Contra Costa	Bray Courts	C3020-Floor Finishes	\$ 75,341	\$ 75,341	\$ -
2,844	Los Angeles	Whittier Courthouse	C3020-Floor Finishes	\$ 75,443	\$ 75,443	\$ -
2,845	Los Angeles	Pomona Courthouse North	C3020-Floor Finishes	\$ 75,527	\$ 75,527	\$ -
2,846	Los Angeles	Clara Shortridge Foltz Criminal Justice Center	C3020-Floor Finishes	\$ 110,405	\$ 75,948	\$ 34,457
2,847	Los Angeles	Inglewood Courthouse	C3020-Floor Finishes	\$ 102,143	\$ 76,158	\$ 25,985
2,848	Los Angeles	Clara Shortridge Foltz Criminal Justice Center	C3020-Floor Finishes	\$ 111,672	\$ 76,819	\$ 34,853
2,849	Contra Costa	George D. Carroll Courthouse	C3020-Floor Finishes	\$ 76,988	\$ 76,988	\$ -
2,850	Los Angeles	Santa Clarita Courthouse	C3020-Floor Finishes	\$ 87,630	\$ 77,456	\$ 10,174
2,851	Los Angeles	Glendale Courthouse	C3020-Floor Finishes	\$ 88,381	\$ 80,020	\$ 8,361
2,852	El Dorado	Johnson Bldg.	C3020-Floor Finishes	\$ 80,355	\$ 80,355	\$ -
2,853	San Bernardino	Juvenile Dependency Courthouse	C3020-Floor Finishes	\$ 147,535	\$ 80,451	\$ 67,084
2,854	Los Angeles	Pomona Courthouse South	C3020-Floor Finishes	\$ 80,720	\$ 80,720	\$ -
2,855	Alameda	Hayward Hall of Justice	C3020-Floor Finishes	\$ 91,488	\$ 80,784	\$ 10,704
2,856	San Diego	Hall of Justice	C3020-Floor Finishes	\$ 200,919	\$ 80,850	\$ 120,069
2,857	Contra Costa	Wakefield Taylor Courthouse	C3020-Floor Finishes	\$ 81,299	\$ 81,299	\$ -
2,858	Alameda	Berkeley Courthouse	C3020-Floor Finishes	\$ 81,330	\$ 81,330	\$ -
2,859	Kern	Bakersfield Justice Bldg.	C3020-Floor Finishes	\$ 159,908	\$ 81,681	\$ 78,227
2,860	San Diego	Juvenile Court	C3020-Floor Finishes	\$ 110,187	\$ 82,222	\$ 27,965
2,861	Los Angeles	Inglewood Courthouse	C3020-Floor Finishes	\$ 111,705	\$ 83,287	\$ 28,418
2,862	San Diego	Trailer - Family Support	C3020-Floor Finishes	\$ 83,731	\$ 83,731	\$ -
2,863	Los Angeles	Pasadena Courthouse	C3020-Floor Finishes	\$ 121,067	\$ 83,960	\$ 37,107
2,864	Los Angeles	El Monte Courthouse	C3020-Floor Finishes	\$ 144,659	\$ 84,076	\$ 60,583
2,865	San Bernardino	Rancho Cucamonga Courthouse	C3020-Floor Finishes	\$ 84,102	\$ 84,102	\$ -
2,866	San Francisco	Polk St. Annex	C3020-Floor Finishes	\$ 85,067	\$ 85,067	\$ -
2,867	San Diego	Hall of Justice	C3020-Floor Finishes	\$ 213,497	\$ 85,911	\$ 127,586
2,868	Riverside	Family Law Court	C3020-Floor Finishes	\$ 86,018	\$ 86,018	\$ -
2,869	Solano	Solano Justice Building	C3020-Floor Finishes	\$ 113,999	\$ 86,753	\$ 27,246
2,870	Los Angeles	West Covina Courthouse	C3020-Floor Finishes	\$ 87,588	\$ 87,588	\$ -
2,871	Los Angeles	Inglewood Courthouse	C3020-Floor Finishes	\$ 117,525	\$ 87,627	\$ 29,898
2,872	Santa Clara	Downtown Superior Court	C3020-Floor Finishes	\$ 87,847	\$ 87,847	\$ -
2,873	San Diego	North County Regional Center - South	C3020-Floor Finishes	\$ 89,397	\$ 89,397	\$ -



Line #	County	Facility Name	Project System Targeted for Renewal	Project Rough Order of Magnitude	Judicial Branch Share of Cost	County Share of Cost
2,874	Los Angeles	Inglewood Courthouse	C3020-Floor Finishes	\$ 121,135	\$ 90,318	\$ 30,817
2,875	Los Angeles	Pasadena Courthouse	C3020-Floor Finishes	\$ 130,311	\$ 90,371	\$ 39,940
2,876	Tulare	Visalia Superior Court	C3020-Floor Finishes	\$ 90,437	\$ 90,437	\$ -
2,877	Los Angeles	Clara Shortridge Foltz Criminal Justice Center	C3020-Floor Finishes	\$ 131,495	\$ 90,455	\$ 41,040
2,878	Los Angeles	Monrovia Training Center	C3020-Floor Finishes	\$ 128,713	\$ 90,472	\$ 38,241
2,879	San Bernardino	Victorville Courthouse-Dept. N-1	C3020-Floor Finishes	\$ 90,591	\$ 90,591	\$ -
2,880	Los Angeles	Burbank Courthouse	C3020-Floor Finishes	\$ 99,976	\$ 90,738	\$ 9,238
2,881	San Bernardino	Joshua Tree Courthouse	C3020-Floor Finishes	\$ 90,924	\$ 90,924	\$ -
2,882	Kern	Bakersfield Superior Court	C3020-Floor Finishes	\$ 147,812	\$ 92,383	\$ 55,430
2,883	Alameda	George E. McDonald Hall of Justice	C3020-Floor Finishes	\$ 94,446	\$ 94,446	\$ -
2,884	Los Angeles	Inglewood Juvenile Court	C3020-Floor Finishes	\$ 118,140	\$ 95,433	\$ 22,707
2,885	Alameda	Wiley W. Manuel Courthouse	C3020-Floor Finishes	\$ 114,508	\$ 95,958	\$ 18,550
2,886	Los Angeles	Edmund D. Edelman Children's Court	C3020-Floor Finishes	\$ 138,540	\$ 96,964	\$ 41,576
2,887	Contra Costa	Walnut Creek Courthouse	C3020-Floor Finishes	\$ 97,984	\$ 97,984	\$ -
2,888	San Bernardino	Joshua Tree Courthouse	C3020-Floor Finishes	\$ 98,643	\$ 98,643	\$ -
2,889	Los Angeles	Downey Courthouse	C3020-Floor Finishes	\$ 99,388	\$ 99,388	\$ -
2,890	Los Angeles	Pomona Courthouse South	C3020-Floor Finishes	\$ 109,438	\$ 99,742	\$ 9,696
2,891	Imperial	Imperial County Courthouse	C3020-Floor Finishes	\$ 100,470	\$ 100,470	\$ -
2,892	Los Angeles	Torrance Courthouse	C3020-Floor Finishes	\$ 111,159	\$ 100,521	\$ 10,638
2,893	Los Angeles	Pomona Courthouse South	C3020-Floor Finishes	\$ 100,836	\$ 100,836	\$ -
2,894	Los Angeles	Norwalk Courthouse	C3020-Floor Finishes	\$ 118,800	\$ 101,016	\$ 17,784
2,895	Los Angeles	Michael D. Antonovich Antelope Valley Courthouse	C3020-Floor Finishes	\$ 138,521	\$ 101,827	\$ 36,694
2,896	Los Angeles	Inglewood Courthouse	C3020-Floor Finishes	\$ 136,674	\$ 101,904	\$ 34,770
2,897	Los Angeles	Clara Shortridge Foltz Criminal Justice Center	C3020-Floor Finishes	\$ 148,896	\$ 102,426	\$ 46,470
2,898	Los Angeles	Central Arraignment Courts	C3020-Floor Finishes	\$ 114,594	\$ 103,398	\$ 11,196
2,899	Ventura	East County Courthouse	C3020-Floor Finishes	\$ 168,147	\$ 103,831	\$ 64,316
2,900	Los Angeles	Whittier Courthouse	C3020-Floor Finishes	\$ 120,640	\$ 104,269	\$ 16,371
2,901	Los Angeles	Glendale Courthouse	C3020-Floor Finishes	\$ 116,069	\$ 105,089	\$ 10,980
2,902	Los Angeles	Inglewood Juvenile Court	C3020-Floor Finishes	\$ 105,110	\$ 105,110	\$ -
2,903	San Bernardino	San Bernardino Courthouse - Annex	C3020-Floor Finishes	\$ 111,117	\$ 106,272	\$ 4,845
2,904	Kern	Bakersfield Juvenile Center	C3020-Floor Finishes	\$ 160,148	\$ 106,915	\$ 53,233
2,905	Los Angeles	Clara Shortridge Foltz Criminal Justice Center	C3020-Floor Finishes	\$ 155,925	\$ 107,261	\$ 48,664



Line #	County	Facility Name	Project System Targeted for Renewal	Project Rough Order of Magnitude	Judicial Branch Share of Cost	County Share of Cost
2,906	El Dorado	Johnson Bldg.	C3020-Floor Finishes	\$ 107,291	\$ 107,291	\$ -
2,907	Solano	Hall of Justice	C3020-Floor Finishes	\$ 149,078	\$ 108,559	\$ 40,519
2,908	Tulare	Visalia Superior Court	C3020-Floor Finishes	\$ 336,448	\$ 108,774	\$ 227,674
2,909	Kern	Bakersfield Justice Bldg.	C3020-Floor Finishes	\$ 109,023	\$ 109,023	\$ -
2,910	Kern	Taft Courts Bldg.	C3020-Floor Finishes	\$ 109,350	\$ 109,350	\$ -
2,911	Los Angeles	Whittier Courthouse	C3020-Floor Finishes	\$ 110,077	\$ 110,077	\$ -
2,912	Los Angeles	Alhambra Courthouse	C3020-Floor Finishes	\$ 128,058	\$ 110,130	\$ 17,928
2,913	San Mateo	Northern Branch Courthouse	C3020-Floor Finishes	\$ 133,465	\$ 111,056	\$ 22,409
2,914	Nevada	Nevada City Courthouse	C3020-Floor Finishes	\$ 170,008	\$ 111,355	\$ 58,653
2,915	Santa Barbara	Figueroa Division	C3020-Floor Finishes	\$ 113,098	\$ 113,098	\$ -
2,916	San Diego	East County Regional Center	C3020-Floor Finishes	\$ 167,738	\$ 113,575	\$ 54,163
2,917	Los Angeles	Santa Monica Courthouse	C3020-Floor Finishes	\$ 145,248	\$ 114,005	\$ 31,243
2,918	Shasta	Main Courthouse	C3020-Floor Finishes	\$ 164,815	\$ 114,893	\$ 49,922
2,919	Siskiyou	Siskiyou County Courthouse	C3020-Floor Finishes	\$ 347,371	\$ 116,821	\$ 230,550
2,920	Los Angeles	Van Nuys Courthouse West	C3020-Floor Finishes	\$ 145,208	\$ 116,863	\$ 28,345
2,921	Riverside	Blythe Courthouse - Superior Court	C3020-Floor Finishes	\$ 117,359	\$ 117,359	\$ -
2,922	Orange	North Justice Center	C3020-Floor Finishes	\$ 131,214	\$ 118,499	\$ 12,715
2,923	Los Angeles	Pomona Courthouse North	C3020-Floor Finishes	\$ 123,237	\$ 118,616	\$ 4,621
2,924	Riverside	Family Law Court	C3020-Floor Finishes	\$ 118,812	\$ 118,812	\$ -
2,925	Ventura	East County Courthouse	C3020-Floor Finishes	\$ 192,795	\$ 119,051	\$ 73,744
2,926	Santa Clara	Downtown Superior Court	C3020-Floor Finishes	\$ 119,407	\$ 119,407	\$ -
2,927	Orange	Central Justice Center	C3020-Floor Finishes	\$ 119,776	\$ 119,776	\$ -
2,928	Ventura	East County Courthouse	C3020-Floor Finishes	\$ 194,015	\$ 119,804	\$ 74,211
2,929	San Luis Obispo	Paso Robles Courthouse	C3020-Floor Finishes	\$ 119,935	\$ 119,935	\$ -
2,930	Ventura	Hall of Justice	C3020-Floor Finishes	\$ 120,409	\$ 120,409	\$ -
2,931	Los Angeles	Van Nuys Courthouse West	C3020-Floor Finishes	\$ 149,843	\$ 120,594	\$ 29,249
2,932	Los Angeles	Torrance Courthouse	C3020-Floor Finishes	\$ 133,488	\$ 120,713	\$ 12,775
2,933	San Mateo	Hall of Justice	C3020-Floor Finishes	\$ 229,195	\$ 120,786	\$ 108,409
2,934	Alameda	Hayward Hall of Justice	C3020-Floor Finishes	\$ 136,961	\$ 120,937	\$ 16,024
2,935	Orange	North Justice Center	C3020-Floor Finishes	\$ 134,776	\$ 121,716	\$ 13,060
2,936	San Luis Obispo	Courthouse Annex	C3020-Floor Finishes	\$ 246,754	\$ 122,735	\$ 124,019
2,937	Kern	Bakersfield Superior Court	C3020-Floor Finishes	\$ 122,944	\$ 122,944	\$ -
2,938	Los Angeles	Stanley Mosk Courthouse	C3020-Floor Finishes	\$ 126,723	\$ 123,251	\$ 3,472
2,939	Riverside	Riverside Juvenile Court	C3020-Floor Finishes	\$ 250,462	\$ 123,578	\$ 126,884
2,940	Riverside	Palm Springs Courts	C3020-Floor Finishes	\$ 305,356	\$ 124,005	\$ 181,351
2,941	Los Angeles	El Monte Courthouse	C3020-Floor Finishes	\$ 213,467	\$ 124,067	\$ 89,400



Line #	County	Facility Name	Project System Targeted for Renewal	Project Rough Order of Magnitude	Judicial Branch Share of Cost	County Share of Cost
2,942	Los Angeles	Pasadena Courthouse	C3020-Floor Finishes	\$ 181,603	\$ 125,942	\$ 55,661
2,943	Orange	Harbor Justice Center-Newport Beach Facility	C3020-Floor Finishes	\$ 127,463	\$ 127,463	\$ -
2,944	Humboldt	Humboldt County Courthouse (Eureka)	C3020-Floor Finishes	\$ 127,818	\$ 127,818	\$ -
2,945	Los Angeles	Bellflower Courthouse	C3020-Floor Finishes	\$ 128,237	\$ 128,237	\$ -
2,946	San Francisco	Civic Center Courthouse	C3020-Floor Finishes	\$ 129,896	\$ 129,896	\$ -
2,947	Los Angeles	El Monte Courthouse	C3020-Floor Finishes	\$ 223,874	\$ 130,116	\$ 93,758
2,948	San Mateo	Central Branch	C3020-Floor Finishes	\$ 131,010	\$ 131,010	\$ -
2,949	Los Angeles	Whittier Courthouse	C3020-Floor Finishes	\$ 132,224	\$ 132,224	\$ -
2,950	San Bernardino	Joshua Tree Courthouse	C3020-Floor Finishes	\$ 134,782	\$ 134,782	\$ -
2,951	Alameda	George E. McDonald Hall of Justice	C3020-Floor Finishes	\$ 136,965	\$ 136,965	\$ -
2,952	Nevada	Nevada City Courthouse	C3020-Floor Finishes	\$ 209,373	\$ 137,139	\$ 72,234
2,953	San Luis Obispo	Courthouse Annex	C3020-Floor Finishes	\$ 137,363	\$ 137,363	\$ -
2,954	Los Angeles	Pasadena Courthouse	C3020-Floor Finishes	\$ 198,343	\$ 137,551	\$ 60,792
2,955	Los Angeles	Stanley Mosk Courthouse	C3020-Floor Finishes	\$ 141,721	\$ 137,838	\$ 3,883
2,956	Ventura	Hall of Justice	C3020-Floor Finishes	\$ 138,090	\$ 138,090	\$ -
2,957	Del Norte	Del Norte County Superior Court	C3020-Floor Finishes	\$ 138,287	\$ 138,287	\$ -
2,958	San Joaquin	Lodi Branch- Dept. 2	C3020-Floor Finishes	\$ 138,492	\$ 138,492	\$ -
2,959	Los Angeles	Alhambra Courthouse	C3020-Floor Finishes	\$ 161,806	\$ 139,153	\$ 22,653
2,960	Contra Costa	George D. Carroll Courthouse	C3020-Floor Finishes	\$ 181,031	\$ 139,756	\$ 41,275
2,961	Fresno	Fresno County Courthouse	C3020-Floor Finishes	\$ 145,860	\$ 139,894	\$ 5,966
2,962	Los Angeles	Michael D. Antonovich Antelope Valley Courthouse	C3020-Floor Finishes	\$ 196,020	\$ 144,094	\$ 51,926
2,963	El Dorado	Cameron Park	C3020-Floor Finishes	\$ 145,254	\$ 145,254	\$ -
2,964	San Mateo	Northern Branch Courthouse	C3020-Floor Finishes	\$ 174,886	\$ 145,523	\$ 29,363
2,965	Santa Clara	Downtown Superior Court	C3020-Floor Finishes	\$ 146,837	\$ 146,837	\$ -
2,966	Kern	Bakersfield Justice Bldg.	C3020-Floor Finishes	\$ 288,553	\$ 147,393	\$ 141,160
2,967	San Diego	Kearny Mesa Court	C3020-Floor Finishes	\$ 148,157	\$ 148,157	\$ -
2,968	El Dorado	Main St. Courthouse	C3020-Floor Finishes	\$ 152,801	\$ 152,801	\$ -
2,969	Kern	Arvin/ Lamont Branch	C3020-Floor Finishes	\$ 153,360	\$ 153,360	\$ -
2,970	San Diego	North County Regional Center - Annex	C3020-Floor Finishes	\$ 155,173	\$ 155,173	\$ -
2,971	Los Angeles	Santa Clarita Courthouse	C3020-Floor Finishes	\$ 177,641	\$ 157,017	\$ 20,624
2,972	Los Angeles	Metropolitan Courthouse	C3020-Floor Finishes	\$ 167,113	\$ 157,989	\$ 9,124
2,973	Los Angeles	Metropolitan Courthouse	C3020-Floor Finishes	\$ 167,439	\$ 158,297	\$ 9,142
2,974	Alameda	Wiley W. Manuel Courthouse	C3020-Floor Finishes	\$ 189,305	\$ 158,638	\$ 30,667
2,975	Los Angeles	East Los Angeles Courthouse	C3020-Floor Finishes	\$ 204,732	\$ 159,118	\$ 45,614



Line #	County	Facility Name	Project System Targeted for Renewal	Project Rough Order of Magnitude	Judicial Branch Share of Cost	County Share of Cost
2,976	Orange	North Justice Center	C3020-Floor Finishes	\$ 177,447	\$ 160,252	\$ 17,195
2,977	Shasta	Main Courthouse	C3020-Floor Finishes	\$ 229,904	\$ 160,266	\$ 69,638
2,978	Los Angeles	Alfred J. McCourtney Juvenile Justice Center	C3020-Floor Finishes	\$ 232,650	\$ 160,645	\$ 72,005
2,979	Santa Barbara	Santa Barbara Jury Assembly Bldg.	C3020-Floor Finishes	\$ 161,616	\$ 161,616	\$ -
2,980	Orange	West Justice Center	C3020-Floor Finishes	\$ 162,225	\$ 162,225	\$ -
2,981	Ventura	Hall of Justice	C3020-Floor Finishes	\$ 232,818	\$ 162,647	\$ 70,171
2,982	Sonoma	Hall of Justice	C3020-Floor Finishes	\$ 274,998	\$ 163,349	\$ 111,649
2,983	Los Angeles	Bellflower Courthouse	C3020-Floor Finishes	\$ 210,691	\$ 164,213	\$ 46,478
2,984	Riverside	Palm Springs Courts	C3020-Floor Finishes	\$ 407,740	\$ 165,583	\$ 242,157
2,985	Fresno	B.F. Sisk Courthouse	C3020-Floor Finishes	\$ 165,914	\$ 165,914	\$ -
2,986	Fresno	Fresno County Courthouse	C3020-Floor Finishes	\$ 166,651	\$ 166,651	\$ -
2,987	Contra Costa	Wakefield Taylor Courthouse	C3020-Floor Finishes	\$ 171,230	\$ 171,230	\$ -
2,988	Los Angeles	Glendale Courthouse	C3020-Floor Finishes	\$ 190,033	\$ 172,056	\$ 17,977
2,989	Santa Barbara	Santa Barbara County Courthouse	C3020-Floor Finishes	\$ 173,712	\$ 173,712	\$ -
2,990	Sutter	Courthouse West	C3020-Floor Finishes	\$ 212,702	\$ 175,479	\$ 37,223
2,991	Los Angeles	Norwalk Courthouse	C3020-Floor Finishes	\$ 207,781	\$ 176,676	\$ 31,105
2,992	Contra Costa	Wakefield Taylor Courthouse	C3020-Floor Finishes	\$ 179,625	\$ 179,625	\$ -
2,993	Los Angeles	San Fernando Courthouse	C3020-Floor Finishes	\$ 180,061	\$ 180,061	\$ -
2,994	San Bernardino	Fontana Courthouse	C3020-Floor Finishes	\$ 216,766	\$ 180,198	\$ 36,568
2,995	Los Angeles	Inglewood Juvenile Court	C3020-Floor Finishes	\$ 181,027	\$ 181,027	\$ -
2,996	Riverside	Hall of Justice	C3020-Floor Finishes	\$ 181,179	\$ 181,179	\$ -
2,997	Santa Clara	Historic Courthouse	C3020-Floor Finishes	\$ 181,968	\$ 181,968	\$ -
2,998	Sacramento	Gordon Schaber Sacramento Superior Court	C3020-Floor Finishes	\$ 182,028	\$ 182,028	\$ -
2,999	Ventura	Hall of Justice	C3020-Floor Finishes	\$ 182,970	\$ 182,970	\$ -
3,000	San Diego	South County Regional Center	C3020-Floor Finishes	\$ 183,344	\$ 183,344	\$ -
3,001	Placer	Historic Courthouse	C3020-Floor Finishes	\$ 242,488	\$ 186,716	\$ 55,772
3,002	Los Angeles	Stanley Mosk Courthouse	C3020-Floor Finishes	\$ 192,331	\$ 187,061	\$ 5,270
3,003	Santa Clara	Hall of Justice (East)	C3020-Floor Finishes	\$ 187,406	\$ 187,406	\$ -
3,004	San Diego	County Courthouse	C3020-Floor Finishes	\$ 245,440	\$ 190,020	\$ 55,420
3,005	Los Angeles	Inglewood Courthouse	C3020-Floor Finishes	\$ 255,726	\$ 190,669	\$ 65,057
3,006	Los Angeles	Michael D. Antonovich Antelope Valley Courthouse	C3020-Floor Finishes	\$ 260,568	\$ 191,544	\$ 69,024
3,007	Los Angeles	Pomona Courthouse South	C3020-Floor Finishes	\$ 193,208	\$ 193,208	\$ -
3,008	San Bernardino	Fontana Courthouse	C3020-Floor Finishes	\$ 235,057	\$ 195,403	\$ 39,654



Line #	County	Facility Name	Project System Targeted for Renewal	Project Rough Order of Magnitude	Judicial Branch Share of Cost	County Share of Cost
3,009	Los Angeles	Edmund D. Edelman Children's Court	C3020-Floor Finishes	\$ 279,508	\$ 195,628	\$ 83,880
3,010	Sonoma	Hall of Justice	C3020-Floor Finishes	\$ 329,937	\$ 195,983	\$ 133,954
3,011	Los Angeles	Burbank Courthouse	C3020-Floor Finishes	\$ 216,959	\$ 196,912	\$ 20,047
3,012	San Diego	Hall of Justice	C3020-Floor Finishes	\$ 197,975	\$ 197,975	\$ -
3,013	Santa Cruz	Main Courthouse	C3020-Floor Finishes	\$ 200,101	\$ 198,320	\$ 1,781
3,014	San Francisco	Hall of Justice	C3020-Floor Finishes	\$ 855,109	\$ 198,898	\$ 656,211
3,015	San Bernardino	San Bernardino Courthouse - Annex	C3020-Floor Finishes	\$ 210,764	\$ 201,575	\$ 9,189
3,016	Alameda	Fremont Hall of Justice	C3020-Floor Finishes	\$ 254,021	\$ 201,693	\$ 52,328
3,017	Los Angeles	Pasadena Courthouse	C3020-Floor Finishes	\$ 291,016	\$ 201,820	\$ 89,196
3,018	Los Angeles	Whittier Courthouse	C3020-Floor Finishes	\$ 234,901	\$ 203,025	\$ 31,876
3,019	Los Angeles	Van Nuys Courthouse East	C3020-Floor Finishes	\$ 226,537	\$ 203,294	\$ 23,243
3,020	Sonoma	Hall of Justice	C3020-Floor Finishes	\$ 343,748	\$ 204,186	\$ 139,562
3,021	Los Angeles	Pomona Courthouse North	C3020-Floor Finishes	\$ 205,497	\$ 205,497	\$ -
3,022	Fresno	B.F. Sisk Courthouse	C3020-Floor Finishes	\$ 207,992	\$ 207,992	\$ -
3,023	Santa Barbara	Santa Maria Courts Bldgs C + D	C3020-Floor Finishes	\$ 209,215	\$ 209,215	\$ -
3,024	Los Angeles	San Fernando Courthouse	C3020-Floor Finishes	\$ 209,427	\$ 209,427	\$ -
3,025	Santa Barbara	Santa Maria Courts Bldgs C + D	C3020-Floor Finishes	\$ 209,457	\$ 209,457	\$ -
3,026	Los Angeles	Whittier Courthouse	C3020-Floor Finishes	\$ 209,536	\$ 209,536	\$ -
3,027	Los Angeles	Inglewood Juvenile Court	C3020-Floor Finishes	\$ 212,694	\$ 212,694	\$ -
3,028	Merced	Old Court	C3020-Floor Finishes	\$ 215,846	\$ 215,846	\$ -
3,029	Los Angeles	Stanley Mosk Courthouse	C3020-Floor Finishes	\$ 223,932	\$ 217,796	\$ 6,136
3,030	San Diego	Hall of Justice	C3020-Floor Finishes	\$ 543,013	\$ 218,508	\$ 324,505
3,031	San Bernardino	Chino Courthouse	C3020-Floor Finishes	\$ 221,945	\$ 221,945	\$ -
3,032	Santa Barbara	Santa Barbara Jury Assembly Bldg.	C3020-Floor Finishes	\$ 222,436	\$ 222,436	\$ -
3,033	Los Angeles	Michael D. Antonovich Antelope Valley Courthouse	C3020-Floor Finishes	\$ 307,098	\$ 225,748	\$ 81,350
3,034	Los Angeles	Michael D. Antonovich Antelope Valley Courthouse	C3020-Floor Finishes	\$ 307,098	\$ 225,748	\$ 81,350
3,035	Placer	Historic Courthouse	C3020-Floor Finishes	\$ 295,790	\$ 227,758	\$ 68,032
3,036	Sacramento	Carol Miller Justice Center Court Facility	C3020-Floor Finishes	\$ 233,355	\$ 228,105	\$ 5,250
3,037	Santa Barbara	Santa Maria Courts, Bldg G	C3020-Floor Finishes	\$ 229,470	\$ 229,470	\$ -
3,038	Los Angeles	Chatsworth Courthouse	C3020-Floor Finishes	\$ 275,493	\$ 230,863	\$ 44,630
3,039	Ventura	Hall of Justice	C3020-Floor Finishes	\$ 232,818	\$ 232,818	\$ -
3,040	Orange	North Justice Center	C3020-Floor Finishes	\$ 260,731	\$ 235,466	\$ 25,265
3,041	Orange	Central Justice Center	C3020-Floor Finishes	\$ 260,249	\$ 237,269	\$ 22,980
3,042	San Bernardino	Fontana Courthouse	C3020-Floor Finishes	\$ 237,564	\$ 237,564	\$ -



Line #	County	Facility Name	Project System Targeted for Renewal	Project Rough Order of Magnitude	Judicial Branch Share of Cost	County Share of Cost
3,043	Kern	Bakersfield Superior Court	C3020-Floor Finishes	\$ 237,573	\$ 237,573	\$ -
3,044	Los Angeles	Clara Shortridge Foltz Criminal Justice Center	C3020-Floor Finishes	\$ 349,609	\$ 240,496	\$ 109,113
3,045	San Diego	Juvenile Court	C3020-Floor Finishes	\$ 240,755	\$ 240,755	\$ -
3,046	Kern	Shafter/Wasco Courts Bldg.	C3020-Floor Finishes	\$ 268,905	\$ 241,880	\$ 27,025
3,047	Los Angeles	Glendale Courthouse	C3020-Floor Finishes	\$ 268,166	\$ 242,797	\$ 25,369
3,048	Santa Clara	Santa Clara Courthouse	C3020-Floor Finishes	\$ 246,277	\$ 246,277	\$ -
3,049	Los Angeles	Norwalk Courthouse	C3020-Floor Finishes	\$ 290,733	\$ 247,210	\$ 43,523
3,050	San Bernardino	Victorville Courthouse-Dept. N-1	C3020-Floor Finishes	\$ 248,169	\$ 248,169	\$ -
3,051	Nevada	Nevada City Courthouse Annex	C3020-Floor Finishes	\$ 582,837	\$ 248,930	\$ 333,907
3,052	San Mateo	Northern Branch Courthouse	C3020-Floor Finishes	\$ 304,929	\$ 253,731	\$ 51,198
3,053	Ventura	Hall of Justice	C3020-Floor Finishes	\$ 368,250	\$ 257,259	\$ 110,991
3,054	Los Angeles	Pomona Courthouse South	C3020-Floor Finishes	\$ 269,612	\$ 269,612	\$ -
3,055	Ventura	Hall of Justice	C3020-Floor Finishes	\$ 388,031	\$ 271,078	\$ 116,953
3,056	San Diego	Family Court	C3020-Floor Finishes	\$ 274,280	\$ 274,280	\$ -
3,057	San Luis Obispo	Courthouse Annex	C3020-Floor Finishes	\$ 274,725	\$ 274,725	\$ -
3,058	Sacramento	Gordon Schaber Sacramento Superior Court	C3020-Floor Finishes	\$ 280,474	\$ 280,474	\$ -
3,059	Los Angeles	Stanley Mosk Courthouse	C3020-Floor Finishes	\$ 292,234	\$ 284,227	\$ 8,007
3,060	Los Angeles	Compton Courthouse	C3020-Floor Finishes	\$ 431,063	\$ 285,062	\$ 146,001
3,061	Napa	Criminal Court Building	C3020-Floor Finishes	\$ 286,205	\$ 286,205	\$ -
3,062	Riverside	Larson Justice Center	C3020-Floor Finishes	\$ 294,317	\$ 286,635	\$ 7,682
3,063	Napa	Historic Courthouse	C3020-Floor Finishes	\$ 305,173	\$ 286,832	\$ 18,341
3,064	Orange	Betty Lou Lamoreaux Justice Center	C3020-Floor Finishes	\$ 289,688	\$ 289,688	\$ -
3,065	Solano	Law And Justice Center	C3020-Floor Finishes	\$ 290,537	\$ 290,537	\$ -
3,066	San Diego	South County Regional Center	C3020-Floor Finishes	\$ 290,813	\$ 290,813	\$ -
3,067	Contra Costa	George D. Carroll Courthouse	C3020-Floor Finishes	\$ 376,962	\$ 291,015	\$ 85,947
3,068	Los Angeles	Metropolitan Courthouse	C3020-Floor Finishes	\$ 317,534	\$ 300,197	\$ 17,337
3,069	Alameda	Fremont Hall of Justice	C3020-Floor Finishes	\$ 382,879	\$ 304,006	\$ 78,873
3,070	Los Angeles	Clara Shortridge Foltz Criminal Justice Center	C3020-Floor Finishes	\$ 445,500	\$ 306,459	\$ 139,041
3,071	Santa Clara	Hall of Justice (West)	C3020-Floor Finishes	\$ 309,925	\$ 309,925	\$ -
3,072	Kern	Bakersfield Superior Court	C3020-Floor Finishes	\$ 494,876	\$ 309,990	\$ 184,886
3,073	Riverside	Family Law Court	C3020-Floor Finishes	\$ 310,005	\$ 310,005	\$ -
3,074	Humboldt	Humboldt County Courthouse (Eureka)	C3020-Floor Finishes	\$ 313,811	\$ 313,811	\$ -
3,075	Nevada	Nevada City Courthouse	C3020-Floor Finishes	\$ 479,424	\$ 314,023	\$ 165,401



Line #	County	Facility Name	Project System Targeted for Renewal	Project Rough Order of Magnitude	Judicial Branch Share of Cost	County Share of Cost
3,076	Ventura	Hall of Justice	C3020-Floor Finishes	\$ 450,018	\$ 314,383	\$ 135,635
3,077	Los Angeles	Clara Shortridge Foltz Criminal Justice Center	C3020-Floor Finishes	\$ 465,934	\$ 320,516	\$ 145,418
3,078	Los Angeles	Pomona Courthouse North	C3020-Floor Finishes	\$ 334,049	\$ 321,522	\$ 12,527
3,079	Los Angeles	San Fernando Courthouse	C3020-Floor Finishes	\$ 386,546	\$ 322,418	\$ 64,128
3,080	Butte	Butte County Courthouse	C3020-Floor Finishes	\$ 323,088	\$ 323,088	\$ -
3,081	Los Angeles	Beverly Hills Courthouse	C3020-Floor Finishes	\$ 407,877	\$ 324,344	\$ 83,533
3,082	Tulare	Visalia Superior Court	C3020-Floor Finishes	\$ 1,007,068	\$ 325,585	\$ 681,483
3,083	San Diego	Hall of Justice	C3020-Floor Finishes	\$ 327,473	\$ 327,473	\$ -
3,084	Los Angeles	Metropolitan Courthouse	C3020-Floor Finishes	\$ 347,713	\$ 328,728	\$ 18,985
3,085	Los Angeles	Clara Shortridge Foltz Criminal Justice Center	C3020-Floor Finishes	\$ 478,421	\$ 329,106	\$ 149,315
3,086	Riverside	Larson Justice Center	C3020-Floor Finishes	\$ 338,745	\$ 329,904	\$ 8,841
3,087	Los Angeles	Van Nuys Courthouse East	C3020-Floor Finishes	\$ 368,959	\$ 331,104	\$ 37,855
3,088	San Diego	East County Regional Center	C3020-Floor Finishes	\$ 492,516	\$ 333,483	\$ 159,033
3,089	Humboldt	Humboldt County Courthouse (Eureka)	C3020-Floor Finishes	\$ 1,004,421	\$ 335,075	\$ 669,346
3,090	Contra Costa	Wakefield Taylor Courthouse	C3020-Floor Finishes	\$ 337,925	\$ 337,925	\$ -
3,091	Contra Costa	Wakefield Taylor Courthouse	C3020-Floor Finishes	\$ 338,300	\$ 338,300	\$ -
3,092	Kern	Taft Courts Bldg.	C3020-Floor Finishes	\$ 338,625	\$ 338,625	\$ -
3,093	Alameda	Wiley W. Manuel Courthouse	C3020-Floor Finishes	\$ 406,071	\$ 340,287	\$ 65,784
3,094	Los Angeles	Van Nuys Courthouse East	C3020-Floor Finishes	\$ 379,374	\$ 340,450	\$ 38,924
3,095	Fresno	Fresno County Courthouse	C3020-Floor Finishes	\$ 355,344	\$ 340,810	\$ 14,534
3,096	San Diego	County Courthouse	C3020-Floor Finishes	\$ 440,748	\$ 341,227	\$ 99,521
3,097	Los Angeles	Airport Courthouse	C3020-Floor Finishes	\$ 443,599	\$ 342,325	\$ 101,274
3,098	San Diego	East County Regional Center	C3020-Floor Finishes	\$ 342,613	\$ 342,613	\$ -
3,099	Merced	Main Merced Courthouse	C3020-Floor Finishes	\$ 343,068	\$ 343,068	\$ -
3,100	Fresno	Fresno County Courthouse	C3020-Floor Finishes	\$ 347,952	\$ 347,952	\$ -
3,101	Sacramento	Juvenile Courthouse	C3020-Floor Finishes	\$ 352,688	\$ 352,688	\$ -
3,102	Fresno	2424 Ventura Street - 5 DCA	C3020-Floor Finishes	\$ 355,344	\$ 355,344	\$ -
3,103	Riverside	Palm Springs Courts	C3020-Floor Finishes	\$ 875,884	\$ 355,696	\$ 520,188
3,104	Fresno	Fresno County Courthouse	C3020-Floor Finishes	\$ 360,096	\$ 360,096	\$ -
3,105	Ventura	Hall of Justice	C3020-Floor Finishes	\$ 517,374	\$ 361,437	\$ 155,937
3,106	Los Angeles	Van Nuys Courthouse West	C3020-Floor Finishes	\$ 450,945	\$ 362,921	\$ 88,024
3,107	Kern	Bakersfield Superior Court	C3020-Floor Finishes	\$ 590,497	\$ 369,061	\$ 221,436
3,108	Sacramento	Gordon Schaber Sacramento Superior Court	C3020-Floor Finishes	\$ 369,204	\$ 369,204	\$ -



Line #	County	Facility Name	Project System Targeted for Renewal	Project Rough Order of Magnitude	Judicial Branch Share of Cost	County Share of Cost
3,109	Kern	Bakersfield Juvenile Center	C3020-Floor Finishes	\$ 375,182	\$ 375,182	\$ -
3,110	Kern	Bakersfield Superior Court	C3020-Floor Finishes	\$ 607,397	\$ 379,623	\$ 227,774
3,111	Santa Clara	Historic Courthouse	C3020-Floor Finishes	\$ 388,025	\$ 388,025	\$ -
3,112	San Bernardino	Victorville Courthouse-Dept. N-1	C3020-Floor Finishes	\$ 604,353	\$ 388,297	\$ 216,056
3,113	San Diego	East County Regional Center	C3020-Floor Finishes	\$ 388,912	\$ 388,912	\$ -
3,114	Humboldt	Humboldt County Courthouse (Eureka)	C3020-Floor Finishes	\$ 1,167,408	\$ 389,447	\$ 777,961
3,115	Santa Clara	Hall of Justice (West)	C3020-Floor Finishes	\$ 392,792	\$ 392,792	\$ -
3,116	Los Angeles	Norwalk Courthouse	C3020-Floor Finishes	\$ 465,300	\$ 395,645	\$ 69,655
3,117	Los Angeles	Clara Shortridge Foltz Criminal Justice Center	C3020-Floor Finishes	\$ 579,269	\$ 398,479	\$ 180,790
3,118	Los Angeles	Whittier Courthouse	C3020-Floor Finishes	\$ 473,720	\$ 409,436	\$ 64,284
3,119	Alameda	Hayward Hall of Justice	C3020-Floor Finishes	\$ 467,749	\$ 413,022	\$ 54,727
3,120	Los Angeles	Edmund D. Edelman Children's Court	C3020-Floor Finishes	\$ 592,723	\$ 414,847	\$ 177,876
3,121	San Mateo	Hall of Justice	C3020-Floor Finishes	\$ 797,200	\$ 420,124	\$ 377,076
3,122	San Bernardino	Chino Courthouse	C3020-Floor Finishes	\$ 426,235	\$ 426,235	\$ -
3,123	Los Angeles	Michael D. Antonovich Antelope Valley Courthouse	C3020-Floor Finishes	\$ 595,584	\$ 437,814	\$ 157,770
3,124	Imperial	Imperial County Courthouse	C3020-Floor Finishes	\$ 439,154	\$ 439,154	\$ -
3,125	Kern	Bakersfield Justice Bldg.	C3020-Floor Finishes	\$ 867,683	\$ 443,212	\$ 424,471
3,126	Santa Barbara	Santa Barbara County Courthouse	C3020-Floor Finishes	\$ 462,191	\$ 462,191	\$ -
3,127	San Diego	Trailer - Storage A	C3020-Floor Finishes	\$ 462,272	\$ 462,272	\$ -
3,128	Solano	Solano Justice Building	C3020-Floor Finishes	\$ 466,142	\$ 466,142	\$ -
3,129	Riverside	Hall of Justice	C3020-Floor Finishes	\$ 470,623	\$ 470,623	\$ -
3,130	Los Angeles	Downey Courthouse	C3020-Floor Finishes	\$ 565,565	\$ 473,378	\$ 92,187
3,131	Los Angeles	Torrance Courthouse	C3020-Floor Finishes	\$ 533,920	\$ 482,824	\$ 51,096
3,132	Los Angeles	East Los Angeles Courthouse	C3020-Floor Finishes	\$ 649,548	\$ 504,829	\$ 144,719
3,133	Los Angeles	Pomona Courthouse South	C3020-Floor Finishes	\$ 510,491	\$ 510,491	\$ -
3,134	San Diego	Hall of Justice	C3020-Floor Finishes	\$ 1,283,049	\$ 516,299	\$ 766,750
3,135	Orange	North Justice Center	C3020-Floor Finishes	\$ 577,000	\$ 521,089	\$ 55,911
3,136	Orange	West Justice Center	C3020-Floor Finishes	\$ 525,125	\$ 525,125	\$ -
3,137	Alameda	Fremont Hall of Justice	C3020-Floor Finishes	\$ 526,973	\$ 526,973	\$ -
3,138	San Diego	County Courthouse	C3020-Floor Finishes	\$ 681,120	\$ 527,323	\$ 153,797
3,139	Kern	Bakersfield Justice Bldg.	C3020-Floor Finishes	\$ 528,462	\$ 528,462	\$ -
3,140	Kern	Bakersfield Justice Bldg.	C3020-Floor Finishes	\$ 1,039,376	\$ 530,913	\$ 508,463
3,141	Sacramento	Juvenile Courthouse	C3020-Floor Finishes	\$ 531,754	\$ 531,754	\$ -
3,142	Orange	Civil Complex Center ("CXC")	C3020-Floor Finishes	\$ 533,263	\$ 533,263	\$ -



Line #	County	Facility Name	Project System Targeted for Renewal	Project Rough Order of Magnitude	Judicial Branch Share of Cost	County Share of Cost
3,143	Alameda	Hayward Hall of Justice	C3020-Floor Finishes	\$ 607,138	\$ 536,103	\$ 71,035
3,144	Tulare	Visalia Superior Court	C3020-Floor Finishes	\$ 543,756	\$ 543,756	\$ -
3,145	Solano	Hall of Justice	C3020-Floor Finishes	\$ 754,446	\$ 549,388	\$ 205,058
3,146	San Bernardino	Rancho Cucamonga Courthouse	C3020-Floor Finishes	\$ 738,793	\$ 561,852	\$ 176,941
3,147	San Bernardino	Rancho Cucamonga Courthouse	C3020-Floor Finishes	\$ 738,793	\$ 561,852	\$ 176,941
3,148	Imperial	Imperial County Courthouse	C3020-Floor Finishes	\$ 565,190	\$ 565,190	\$ -
3,149	Santa Barbara	Santa Maria Courts Bldgs C + D	C3020-Floor Finishes	\$ 567,811	\$ 567,811	\$ -
3,150	Kern	Arvin/ Lamont Branch	C3020-Floor Finishes	\$ 939,567	\$ 572,290	\$ 367,277
3,151	San Diego	North County Regional Center - North	C3020-Floor Finishes	\$ 577,814	\$ 577,814	\$ -
3,152	Los Angeles	West Covina Courthouse	C3020-Floor Finishes	\$ 713,191	\$ 592,020	\$ 121,171
3,153	Santa Barbara	Santa Maria Courts, Bldg G	C3020-Floor Finishes	\$ 623,764	\$ 601,870	\$ 21,894
3,154	Los Angeles	Torrance Courthouse	C3020-Floor Finishes	\$ 739,563	\$ 629,664	\$ 109,899
3,155	Solano	Hall of Justice	C3020-Floor Finishes	\$ 896,973	\$ 653,176	\$ 243,797
3,156	Los Angeles	Stanley Mosk Courthouse	C3020-Floor Finishes	\$ 679,433	\$ 660,817	\$ 18,616
3,157	San Bernardino	Victorville Courthouse-Dept. N-1	C3020-Floor Finishes	\$ 682,180	\$ 682,180	\$ -
3,158	Riverside	Hall of Justice	C3020-Floor Finishes	\$ 684,443	\$ 684,443	\$ -
3,159	Los Angeles	Edmund D. Edelman Children's Court	C3020-Floor Finishes	\$ 987,275	\$ 690,994	\$ 296,281
3,160	Los Angeles	Pasadena Courthouse	C3020-Floor Finishes	\$ 997,908	\$ 692,049	\$ 305,859
3,161	Los Angeles	Compton Courthouse	C3020-Floor Finishes	\$ 697,950	\$ 697,950	\$ -
3,162	Los Angeles	Alhambra Courthouse	C3020-Floor Finishes	\$ 814,646	\$ 700,596	\$ 114,050
3,163	San Diego	South County Regional Center	C3020-Floor Finishes	\$ 720,875	\$ 720,875	\$ -
3,164	San Bernardino	Barstow Courthouse	C3020-Floor Finishes	\$ 932,447	\$ 726,656	\$ 205,791
3,165	Orange	Central Justice Center	C3020-Floor Finishes	\$ 741,600	\$ 741,600	\$ -
3,166	Los Angeles	Compton Courthouse	C3020-Floor Finishes	\$ 744,480	\$ 744,480	\$ -
3,167	Los Angeles	Stanley Mosk Courthouse	C3020-Floor Finishes	\$ 786,382	\$ 764,835	\$ 21,547
3,168	Los Angeles	San Fernando Courthouse	C3020-Floor Finishes	\$ 770,279	\$ 770,279	\$ -
3,169	Sonoma	Hall of Justice	C3020-Floor Finishes	\$ 1,336,430	\$ 793,839	\$ 542,591
3,170	San Diego	Kearny Mesa Traffic Court KM3 Trailer	C3020-Floor Finishes	\$ 825,633	\$ 825,633	\$ -
3,171	Santa Clara	Downtown Superior Court	C3020-Floor Finishes	\$ 831,600	\$ 831,600	\$ -
3,172	Sacramento	Carol Miller Justice Center Court Facility	C3020-Floor Finishes	\$ 853,914	\$ 853,914	\$ -
3,173	Sacramento	Gordon Schaber Sacramento Superior Court	C3020-Floor Finishes	\$ 858,330	\$ 858,330	\$ -
3,174	Riverside	Larson Justice Center	C3020-Floor Finishes	\$ 883,921	\$ 860,851	\$ 23,070
3,175	Los Angeles	Pomona Courthouse South	C3020-Floor Finishes	\$ 968,143	\$ 882,366	\$ 85,777
3,176	Los Angeles	Clara Shortridge Foltz Criminal Justice Center	C3020-Floor Finishes	\$ 1,314,950	\$ 904,554	\$ 410,396



Line #	County	Facility Name	Project System Targeted for Renewal	Project Rough Order of Magnitude	Judicial Branch Share of Cost	County Share of Cost
3,177	Fresno	B.F. Sisk Courthouse	C3020-Floor Finishes	\$ 918,245	\$ 918,245	\$ -
3,178	Los Angeles	Clara Shortridge Foltz Criminal Justice Center	C3020-Floor Finishes	\$ 1,360,788	\$ 936,086	\$ 424,702
3,179	San Bernardino	Chino Courthouse	C3020-Floor Finishes	\$ 939,199	\$ 939,199	\$ -
3,180	Orange	West Justice Center	C3020-Floor Finishes	\$ 980,050	\$ 980,050	\$ -
3,181	Los Angeles	Downey Courthouse	C3020-Floor Finishes	\$ 1,190,971	\$ 996,843	\$ 194,128
3,182	Orange	Harbor Justice Center-Newport Beach Facility	C3020-Floor Finishes	\$ 1,008,875	\$ 1,008,875	\$ -
3,183	San Diego	Hall of Justice	C3020-Floor Finishes	\$ 1,011,170	\$ 1,011,170	\$ -
3,184	Los Angeles	Van Nuys Courthouse West	C3020-Floor Finishes	\$ 1,292,519	\$ 1,040,219	\$ 252,300
3,185	Los Angeles	Stanley Mosk Courthouse	C3020-Floor Finishes	\$ 1,076,526	\$ 1,047,029	\$ 29,497
3,186	Fresno	Fresno County Courthouse	C3020-Floor Finishes	\$ 1,066,032	\$ 1,066,032	\$ -
3,187	Los Angeles	Downey Courthouse	C3020-Floor Finishes	\$ 1,348,677	\$ 1,128,843	\$ 219,834
3,188	San Bernardino	Barstow Courthouse	C3020-Floor Finishes	\$ 1,140,553	\$ 1,140,553	\$ -
3,189	Los Angeles	Airport Courthouse	C3020-Floor Finishes	\$ 1,519,632	\$ 1,172,700	\$ 346,932
3,190	San Bernardino	Chino Courthouse	C3020-Floor Finishes	\$ 1,284,158	\$ 1,284,158	\$ -
3,191	Los Angeles	Stanley Mosk Courthouse	C3020-Floor Finishes	\$ 1,360,269	\$ 1,322,998	\$ 37,271
3,192	Sacramento	Gordon Schaber Sacramento Superior Court	C3020-Floor Finishes	\$ 1,348,677	\$ 1,348,677	\$ -
3,193	San Diego	North County Regional Center - South	C3020-Floor Finishes	\$ 1,351,931	\$ 1,351,931	\$ -
3,194	Los Angeles	Chatsworth Courthouse	C3020-Floor Finishes	\$ 1,681,546	\$ 1,409,136	\$ 272,410
3,195	Santa Clara	Hall of Justice (East)	C3020-Floor Finishes	\$ 1,423,818	\$ 1,423,818	\$ -
3,196	Alameda	Wiley W. Manuel Courthouse	C3020-Floor Finishes	\$ 1,499,890	\$ 1,499,890	\$ -
3,197	Los Angeles	Van Nuys Courthouse East	C3020-Floor Finishes	\$ 1,763,915	\$ 1,582,937	\$ 180,978
3,198	Los Angeles	Norwalk Courthouse	C3020-Floor Finishes	\$ 1,922,847	\$ 1,634,997	\$ 287,850
3,199	Riverside	Southwest Justice Center	C3020-Floor Finishes	\$ 2,146,815	\$ 1,640,167	\$ 506,648
3,200	Los Angeles	Pomona Courthouse South	C3020-Floor Finishes	\$ 1,967,714	\$ 1,793,375	\$ 174,339
3,201	Los Angeles	Clara Shortridge Foltz Criminal Justice Center	C3020-Floor Finishes	\$ 2,971,673	\$ 2,044,214	\$ 927,459
3,202	Sacramento	Gordon Schaber Sacramento Superior Court	C3020-Floor Finishes	\$ 2,093,731	\$ 2,093,731	\$ -
3,203	Los Angeles	West Covina Courthouse	C3020-Floor Finishes	\$ 2,157,773	\$ 2,157,773	\$ -
3,204	Los Angeles	Metropolitan Courthouse	C3020-Floor Finishes	\$ 2,538,194	\$ 2,399,609	\$ 138,585
3,205	Orange	Central Justice Center	C3020-Floor Finishes	\$ 2,730,650	\$ 2,489,534	\$ 241,116
3,206	Los Angeles	West Covina Courthouse	C3020-Floor Finishes	\$ 2,521,255	\$ 2,521,255	\$ -
3,207	Orange	Betty Lou Lamoreaux Justice Center	C3020-Floor Finishes	\$ 2,594,250	\$ 2,594,250	\$ -



Line #	County	Facility Name	Project System Targeted for Renewal	Project Rough Order of Magnitude	Judicial Branch Share of Cost	County Share of Cost
3,208	Riverside	Hall of Justice	C3020-Floor Finishes	\$ 3,435,765	\$ 3,435,765	\$ -
3,209	Orange	Central Justice Center	C3020-Floor Finishes	\$ 4,323,750	\$ 4,323,750	\$ -
3,210	San Bernardino	Victorville Courthouse-Dept. N-1	C3020-Floor Finishes	\$ 4,323,750	\$ 4,323,750	\$ -
3,211	San Francisco	Civic Center Courthouse	C3020-Floor Finishes	\$ 5,692,652	\$ 5,692,652	\$ -
3,212	Riverside	Hall of Justice	C3020-Floor Finishes	\$ 6,477,577	\$ 6,477,577	\$ -
3,213	Santa Barbara	Santa Barbara Juvenile Court	C3020-Floor Finishes	\$ 14,849,499	\$ 14,849,499	\$ -
3,214	Santa Barbara	Santa Maria Courts Bldgs C + D	C3024-Flooring	\$ 15,757	\$ 15,757	\$ -
3,215	Santa Barbara	Santa Maria Courts Bldgs C + D	C3024-Flooring	\$ 17,669	\$ 17,669	\$ -
3,216	Los Angeles	Hall of Records	C3030-Ceiling Finishes	\$ 1,579	\$ 167	\$ 1,412
3,217	San Bernardino	Joshua Tree Courthouse	C3030-Ceiling Finishes	\$ 1,034	\$ 350	\$ 684
3,218	San Francisco	Hall of Justice	C3030-Ceiling Finishes	\$ 1,985	\$ 462	\$ 1,523
3,219	San Bernardino	Joshua Tree Courthouse	C3030-Ceiling Finishes	\$ 2,067	\$ 699	\$ 1,368
3,220	San Francisco	Hall of Justice	C3030-Ceiling Finishes	\$ 5,883	\$ 1,368	\$ 4,515
3,221	San Bernardino	Joshua Tree Courthouse	C3030-Ceiling Finishes	\$ 4,134	\$ 1,399	\$ 2,735
3,222	Los Angeles	David M. Kenyon Juvenile Justice Center	C3030-Ceiling Finishes	\$ 3,522	\$ 1,432	\$ 2,090
3,223	Los Angeles	Hall of Records	C3030-Ceiling Finishes	\$ 14,162	\$ 1,500	\$ 12,662
3,224	Los Angeles	Inglewood Juvenile Court	C3030-Ceiling Finishes	\$ 2,014	\$ 1,627	\$ 387
3,225	Los Angeles	Monrovia Training Center	C3030-Ceiling Finishes	\$ 2,365	\$ 1,662	\$ 703
3,226	San Diego	South County Regional Center	C3030-Ceiling Finishes	\$ 5,845	\$ 2,095	\$ 3,750
3,227	Los Angeles	Burbank Courthouse	C3030-Ceiling Finishes	\$ 2,478	\$ 2,249	\$ 229
3,228	Los Angeles	Van Nuys Courthouse West	C3030-Ceiling Finishes	\$ 2,895	\$ 2,330	\$ 565
3,229	Kern	Delano/North Kern Court	C3030-Ceiling Finishes	\$ 2,954	\$ 2,382	\$ 572
3,230	Kern	Arvin/ Lamont Branch	C3030-Ceiling Finishes	\$ 4,029	\$ 2,454	\$ 1,575
3,231	Los Angeles	Hall of Records	C3030-Ceiling Finishes	\$ 23,344	\$ 2,472	\$ 20,872
3,232	Riverside	Blythe Courthouse - Superior Court	C3030-Ceiling Finishes	\$ 2,671	\$ 2,671	\$ -
3,233	Contra Costa	Jail Annex	C3030-Ceiling Finishes	\$ 45,762	\$ 2,723	\$ 43,039
3,234	Kern	Delano/North Kern Court	C3030-Ceiling Finishes	\$ 3,447	\$ 2,780	\$ 667
3,235	Los Angeles	Hollywood Courthouse	C3030-Ceiling Finishes	\$ 3,102	\$ 2,826	\$ 276
3,236	San Bernardino	Barstow Courthouse	C3030-Ceiling Finishes	\$ 3,849	\$ 3,000	\$ 849
3,237	Contra Costa	Jail Annex	C3030-Ceiling Finishes	\$ 51,240	\$ 3,049	\$ 48,191
3,238	Los Angeles	Van Nuys Courthouse West	C3030-Ceiling Finishes	\$ 3,806	\$ 3,063	\$ 743
3,239	Los Angeles	Metropolitan Courthouse	C3030-Ceiling Finishes	\$ 3,682	\$ 3,481	\$ 201
3,240	Los Angeles	Monrovia Training Center	C3030-Ceiling Finishes	\$ 5,097	\$ 3,583	\$ 1,514
3,241	Los Angeles	Whittier Courthouse	C3030-Ceiling Finishes	\$ 4,633	\$ 4,004	\$ 629
3,242	Contra Costa	Jail Annex	C3030-Ceiling Finishes	\$ 68,112	\$ 4,053	\$ 64,059
3,243	San Francisco	Polk St. Annex	C3030-Ceiling Finishes	\$ 4,210	\$ 4,210	\$ -



Line #	County	Facility Name	Project System Targeted for Renewal	Project Rough Order of Magnitude	Judicial Branch Share of Cost	County Share of Cost
3,244	Sonoma	Main Adult Detention Facility	C3030-Ceiling Finishes	\$ 108,979	\$ 4,468	\$ 104,511
3,245	Los Angeles	Malibu Courthouse	C3030-Ceiling Finishes	\$ 12,480	\$ 4,740	\$ 7,740
3,246	Sutter	Courthouse West	C3030-Ceiling Finishes	\$ 5,815	\$ 4,797	\$ 1,018
3,247	Los Angeles	Pomona Courthouse North	C3030-Ceiling Finishes	\$ 5,045	\$ 4,856	\$ 189
3,248	Los Angeles	Edmund D. Edelman Children's Court	C3030-Ceiling Finishes	\$ 6,942	\$ 4,859	\$ 2,083
3,249	Kern	Bakersfield Superior Court	C3030-Ceiling Finishes	\$ 7,805	\$ 4,878	\$ 2,927
3,250	Kern	Shafter/Wasco Courts Bldg.	C3030-Ceiling Finishes	\$ 5,439	\$ 4,892	\$ 547
3,251	Los Angeles	Van Nuys Courthouse West	C3030-Ceiling Finishes	\$ 6,935	\$ 5,581	\$ 1,354
3,252	Los Angeles	Pomona Courthouse South	C3030-Ceiling Finishes	\$ 6,178	\$ 5,631	\$ 547
3,253	Sonoma	Main Adult Detention Facility	C3030-Ceiling Finishes	\$ 138,666	\$ 5,685	\$ 132,981
3,254	Los Angeles	Pomona Courthouse North	C3030-Ceiling Finishes	\$ 6,193	\$ 6,193	\$ -
3,255	Riverside	Palm Springs Courts	C3030-Ceiling Finishes	\$ 15,946	\$ 6,476	\$ 9,470
3,256	San Diego	South County Regional Center	C3030-Ceiling Finishes	\$ 19,008	\$ 6,812	\$ 12,196
3,257	San Diego	Trailer - Storage A	C3030-Ceiling Finishes	\$ 6,843	\$ 6,843	\$ -
3,258	Los Angeles	Santa Clarita Courthouse	C3030-Ceiling Finishes	\$ 8,223	\$ 7,268	\$ 955
3,259	Los Angeles	Santa Monica Courthouse	C3030-Ceiling Finishes	\$ 9,610	\$ 7,543	\$ 2,067
3,260	Los Angeles	West Covina Courthouse	C3030-Ceiling Finishes	\$ 9,369	\$ 7,777	\$ 1,592
3,261	Los Angeles	West Covina Courthouse	C3030-Ceiling Finishes	\$ 9,678	\$ 8,034	\$ 1,644
3,262	Los Angeles	Pomona Courthouse North	C3030-Ceiling Finishes	\$ 8,391	\$ 8,076	\$ 315
3,263	Los Angeles	Downey Courthouse	C3030-Ceiling Finishes	\$ 11,120	\$ 9,307	\$ 1,813
3,264	Los Angeles	Beverly Hills Courthouse	C3030-Ceiling Finishes	\$ 11,942	\$ 9,496	\$ 2,446
3,265	Riverside	Palm Springs Courts	C3030-Ceiling Finishes	\$ 23,918	\$ 9,713	\$ 14,205
3,266	San Mateo	Northern Branch Courthouse	C3030-Ceiling Finishes	\$ 9,924	\$ 9,924	\$ -
3,267	Los Angeles	Pasadena Courthouse	C3030-Ceiling Finishes	\$ 14,343	\$ 9,947	\$ 4,396
3,268	Santa Barbara	Santa Maria Courts, Bldgs. A + B	C3030-Ceiling Finishes	\$ 45,510	\$ 10,481	\$ 35,029
3,269	Los Angeles	David M. Kenyon Juvenile Justice Center	C3030-Ceiling Finishes	\$ 26,198	\$ 10,652	\$ 15,546
3,270	Sutter	Courthouse West	C3030-Ceiling Finishes	\$ 13,005	\$ 10,729	\$ 2,276
3,271	Los Angeles	El Monte Courthouse	C3030-Ceiling Finishes	\$ 18,894	\$ 10,981	\$ 7,913
3,272	Tulare	Tulare Division	C3030-Ceiling Finishes	\$ 15,893	\$ 11,125	\$ 4,768
3,273	Los Angeles	Sylmar Juvenile Court	C3030-Ceiling Finishes	\$ 32,501	\$ 11,151	\$ 21,350
3,274	Kings	Avenal Court	C3030-Ceiling Finishes	\$ 11,352	\$ 11,352	\$ -
3,275	Orange	Civil Complex Center ("CXC")	C3030-Ceiling Finishes	\$ 11,505	\$ 11,505	\$ -
3,276	Los Angeles	Sylmar Juvenile Court	C3030-Ceiling Finishes	\$ 34,258	\$ 11,754	\$ 22,504
3,277	Los Angeles	Stanley Mosk Courthouse	C3030-Ceiling Finishes	\$ 12,527	\$ 12,184	\$ 343
3,278	Santa Barbara	Santa Maria Courts, Bldg F	C3030-Ceiling Finishes	\$ 12,249	\$ 12,249	\$ -
3,279	San Mateo	Central Branch	C3030-Ceiling Finishes	\$ 12,624	\$ 12,624	\$ -



Line #	County	Facility Name	Project System Targeted for Renewal	Project Rough Order of Magnitude	Judicial Branch Share of Cost	County Share of Cost
3,280	Los Angeles	Inglewood Courthouse	C3030-Ceiling Finishes	\$ 17,122	\$ 12,766	\$ 4,356
3,281	Kern	Arvin/ Lamont Branch	C3030-Ceiling Finishes	\$ 12,970	\$ 12,970	\$ -
3,282	Alameda	Fremont Hall of Justice	C3030-Ceiling Finishes	\$ 13,103	\$ 13,103	\$ -
3,283	Riverside	Corona	C3030-Ceiling Finishes	\$ 24,805	\$ 13,402	\$ 11,403
3,284	Kern	Bakersfield Juvenile Center	C3030-Ceiling Finishes	\$ 13,439	\$ 13,439	\$ -
3,285	Solano	Solano Justice Building	C3030-Ceiling Finishes	\$ 17,662	\$ 13,441	\$ 4,221
3,286	El Dorado	Cameron Park	C3030-Ceiling Finishes	\$ 13,955	\$ 13,955	\$ -
3,287	El Dorado	Main St. Courthouse	C3030-Ceiling Finishes	\$ 13,955	\$ 13,955	\$ -
3,288	Los Angeles	Los Padrinos Juvenile Court	C3030-Ceiling Finishes	\$ 50,216	\$ 14,723	\$ 35,493
3,289	Contra Costa	George D. Carroll Courthouse	C3030-Ceiling Finishes	\$ 19,508	\$ 15,060	\$ 4,448
3,290	Lake	Lakeport Court Facility	C3030-Ceiling Finishes	\$ 50,424	\$ 15,127	\$ 35,297
3,291	Solano	Solano Justice Building	C3030-Ceiling Finishes	\$ 19,882	\$ 15,130	\$ 4,752
3,292	San Diego	Kearny Mesa Traffic Court KM3 Trailer	C3030-Ceiling Finishes	\$ 15,431	\$ 15,431	\$ -
3,293	San Diego	Kearny Mesa Traffic Court KM4 Trailer	C3030-Ceiling Finishes	\$ 15,431	\$ 15,431	\$ -
3,294	San Diego	Kearny Mesa Traffic Court KM5 & KM6 Trailer	C3030-Ceiling Finishes	\$ 15,431	\$ 15,431	\$ -
3,295	San Diego	Trailer - Family Support	C3030-Ceiling Finishes	\$ 15,431	\$ 15,431	\$ -
3,296	Los Angeles	Pasadena Courthouse	C3030-Ceiling Finishes	\$ 22,648	\$ 15,706	\$ 6,942
3,297	Los Angeles	Santa Monica Courthouse	C3030-Ceiling Finishes	\$ 20,417	\$ 16,025	\$ 4,392
3,298	Kern	Bakersfield Justice Bldg.	C3030-Ceiling Finishes	\$ 31,726	\$ 16,206	\$ 15,520
3,299	Los Angeles	Burbank Courthouse	C3030-Ceiling Finishes	\$ 17,856	\$ 16,206	\$ 1,650
3,300	Tulare	Visalia Superior Court	C3030-Ceiling Finishes	\$ 52,272	\$ 16,900	\$ 35,372
3,301	Los Angeles	Monrovia Training Center	C3030-Ceiling Finishes	\$ 24,299	\$ 17,080	\$ 7,219
3,302	Imperial	Imperial County Courthouse	C3030-Ceiling Finishes	\$ 17,260	\$ 17,260	\$ -
3,303	Los Angeles	Bellflower Courthouse	C3030-Ceiling Finishes	\$ 22,651	\$ 17,654	\$ 4,997
3,304	Los Angeles	Beverly Hills Courthouse	C3030-Ceiling Finishes	\$ 22,230	\$ 17,677	\$ 4,553
3,305	Los Angeles	Santa Monica Courthouse	C3030-Ceiling Finishes	\$ 22,659	\$ 17,785	\$ 4,874
3,306	Santa Barbara	Figueroa Division	C3030-Ceiling Finishes	\$ 17,810	\$ 17,810	\$ -
3,307	San Mateo	Northern Branch Courthouse	C3030-Ceiling Finishes	\$ 21,630	\$ 17,998	\$ 3,632
3,308	Santa Barbara	Santa Maria Courts, Bldgs. A + B	C3030-Ceiling Finishes	\$ 18,020	\$ 18,020	\$ -
3,309	Imperial	Imperial County Courthouse	C3030-Ceiling Finishes	\$ 18,583	\$ 18,583	\$ -
3,310	Los Angeles	Santa Monica Courthouse	C3030-Ceiling Finishes	\$ 23,728	\$ 18,624	\$ 5,104
3,311	Kern	Delano/North Kern Court	C3030-Ceiling Finishes	\$ 23,633	\$ 19,058	\$ 4,575
3,312	Los Angeles	Beverly Hills Courthouse	C3030-Ceiling Finishes	\$ 24,297	\$ 19,321	\$ 4,976
3,313	Santa Barbara	Santa Maria Courts Bldgs C + D	C3030-Ceiling Finishes	\$ 19,459	\$ 19,459	\$ -
3,314	Kern	Bakersfield Juvenile Center	C3030-Ceiling Finishes	\$ 29,208	\$ 19,499	\$ 9,709



Line #	County	Facility Name	Project System Targeted for Renewal	Project Rough Order of Magnitude	Judicial Branch Share of Cost	County Share of Cost
3,315	Nevada	Nevada City Courthouse Annex	C3030-Ceiling Finishes	\$ 46,517	\$ 19,867	\$ 26,650
3,316	Los Angeles	West Covina Courthouse	C3030-Ceiling Finishes	\$ 19,880	\$ 19,880	\$ -
3,317	Los Angeles	Santa Monica Courthouse	C3030-Ceiling Finishes	\$ 25,475	\$ 19,995	\$ 5,480
3,318	Los Angeles	Alhambra Courthouse	C3030-Ceiling Finishes	\$ 23,503	\$ 20,213	\$ 3,290
3,319	Riverside	Blythe Courthouse - Superior Court	C3030-Ceiling Finishes	\$ 20,259	\$ 20,259	\$ -
3,320	Alameda	Wiley W. Manuel Courthouse	C3030-Ceiling Finishes	\$ 24,265	\$ 20,334	\$ 3,931
3,321	Los Angeles	West Covina Courthouse	C3030-Ceiling Finishes	\$ 24,504	\$ 20,341	\$ 4,163
3,322	Riverside	Blythe Courthouse - Superior Court	C3030-Ceiling Finishes	\$ 20,586	\$ 20,586	\$ -
3,323	Los Angeles	Whittier Courthouse	C3030-Ceiling Finishes	\$ 23,938	\$ 20,690	\$ 3,248
3,324	Kings	Avenal Court	C3030-Ceiling Finishes	\$ 20,724	\$ 20,724	\$ -
3,325	Kern	Taft Courts Bldg.	C3030-Ceiling Finishes	\$ 20,944	\$ 20,944	\$ -
3,326	Los Angeles	Central Arraignment Courts	C3030-Ceiling Finishes	\$ 23,404	\$ 21,117	\$ 2,287
3,327	San Diego	Kearny Mesa Court	C3030-Ceiling Finishes	\$ 22,044	\$ 22,044	\$ -
3,328	Riverside	Palm Springs Courts	C3030-Ceiling Finishes	\$ 22,081	\$ 22,081	\$ -
3,329	San Mateo	Hall of Justice	C3030-Ceiling Finishes	\$ 22,329	\$ 22,329	\$ -
3,330	Tulare	Visalia Superior Court	C3030-Ceiling Finishes	\$ 69,696	\$ 22,533	\$ 47,163
3,331	Los Angeles	Santa Monica Courthouse	C3030-Ceiling Finishes	\$ 28,809	\$ 22,612	\$ 6,197
3,332	Kern	Arvin/ Lamont Branch	C3030-Ceiling Finishes	\$ 37,265	\$ 22,698	\$ 14,567
3,333	Los Angeles	Whittier Courthouse	C3030-Ceiling Finishes	\$ 26,770	\$ 23,137	\$ 3,633
3,334	Los Angeles	Hall of Records	C3030-Ceiling Finishes	\$ 219,264	\$ 23,220	\$ 196,044
3,335	Kern	Taft Courts Bldg.	C3030-Ceiling Finishes	\$ 23,702	\$ 23,702	\$ -
3,336	Los Angeles	Hollywood Courthouse	C3030-Ceiling Finishes	\$ 26,060	\$ 23,738	\$ 2,322
3,337	Solano	Law And Justice Center	C3030-Ceiling Finishes	\$ 187,609	\$ 23,770	\$ 163,839
3,338	Alameda	Hayward Hall of Justice	C3030-Ceiling Finishes	\$ 23,825	\$ 23,825	\$ -
3,339	Kern	Shafter/Wasco Courts Bldg.	C3030-Ceiling Finishes	\$ 26,532	\$ 23,866	\$ 2,666
3,340	Los Angeles	East Los Angeles Courthouse	C3030-Ceiling Finishes	\$ 31,205	\$ 24,253	\$ 6,952
3,341	Alameda	Wiley W. Manuel Courthouse	C3030-Ceiling Finishes	\$ 24,279	\$ 24,279	\$ -
3,342	Contra Costa	Walnut Creek Courthouse	C3030-Ceiling Finishes	\$ 24,330	\$ 24,330	\$ -
3,343	Los Angeles	West Covina Courthouse	C3030-Ceiling Finishes	\$ 29,499	\$ 24,487	\$ 5,012
3,344	Los Angeles	Inglewood Courthouse	C3030-Ceiling Finishes	\$ 33,236	\$ 24,781	\$ 8,455
3,345	Riverside	Hemet	C3030-Ceiling Finishes	\$ 24,805	\$ 24,805	\$ -
3,346	Kern	Bakersfield Superior Court	C3030-Ceiling Finishes	\$ 40,286	\$ 25,179	\$ 15,107
3,347	Los Angeles	Santa Clarita Courthouse	C3030-Ceiling Finishes	\$ 30,556	\$ 27,008	\$ 3,548
3,348	Mendocino	County Courthouse	C3030-Ceiling Finishes	\$ 40,316	\$ 27,262	\$ 13,054
3,349	Los Angeles	Stanley Mosk Courthouse	C3030-Ceiling Finishes	\$ 28,738	\$ 27,951	\$ 787



Line #	County	Facility Name	Project System Targeted for Renewal	Project Rough Order of Magnitude	Judicial Branch Share of Cost	County Share of Cost
3,350	Orange	Harbor Justice Center-Newport Beach Facility	C3030-Ceiling Finishes	\$ 28,200	\$ 28,200	\$ -
3,351	San Joaquin	Lodi Branch- Dept. 2	C3030-Ceiling Finishes	\$ 28,683	\$ 28,683	\$ -
3,352	Imperial	Imperial County Courthouse	C3030-Ceiling Finishes	\$ 28,760	\$ 28,760	\$ -
3,353	San Mateo	Central Branch	C3030-Ceiling Finishes	\$ 28,787	\$ 28,787	\$ -
3,354	Santa Barbara	Santa Barbara Juvenile Court	C3030-Ceiling Finishes	\$ 29,006	\$ 29,006	\$ -
3,355	San Mateo	Hall of Justice	C3030-Ceiling Finishes	\$ 29,070	\$ 29,070	\$ -
3,356	Los Angeles	Beverly Hills Courthouse	C3030-Ceiling Finishes	\$ 37,274	\$ 29,640	\$ 7,634
3,357	Napa	Historic Courthouse	C3030-Ceiling Finishes	\$ 29,679	\$ 29,679	\$ -
3,358	Los Angeles	Hollywood Courthouse	C3030-Ceiling Finishes	\$ 32,947	\$ 30,011	\$ 2,936
3,359	Los Angeles	Torrance Courthouse	C3030-Ceiling Finishes	\$ 35,719	\$ 30,411	\$ 5,308
3,360	Contra Costa	Walnut Creek Courthouse	C3030-Ceiling Finishes	\$ 30,508	\$ 30,508	\$ -
3,361	Kings	Corcoran Court	C3030-Ceiling Finishes	\$ 31,086	\$ 31,086	\$ -
3,362	Santa Barbara	Santa Maria Courts Bldgs C + D	C3030-Ceiling Finishes	\$ 31,330	\$ 31,330	\$ -
3,363	Riverside	Palm Springs Courts	C3030-Ceiling Finishes	\$ 31,422	\$ 31,422	\$ -
3,364	Kern	Shafter/Wasco Courts Bldg.	C3030-Ceiling Finishes	\$ 31,520	\$ 31,520	\$ -
3,365	Los Angeles	Beverly Hills Courthouse	C3030-Ceiling Finishes	\$ 39,893	\$ 31,723	\$ 8,170
3,366	Contra Costa	Concord Courthouse	C3030-Ceiling Finishes	\$ 31,779	\$ 31,779	\$ -
3,367	Shasta	Main Courthouse	C3030-Ceiling Finishes	\$ 45,778	\$ 31,912	\$ 13,866
3,368	Los Angeles	Metropolitan Courthouse	C3030-Ceiling Finishes	\$ 34,102	\$ 32,240	\$ 1,862
3,369	Los Angeles	Downey Courthouse	C3030-Ceiling Finishes	\$ 38,970	\$ 32,618	\$ 6,352
3,370	Los Angeles	Whittier Courthouse	C3030-Ceiling Finishes	\$ 37,927	\$ 32,780	\$ 5,147
3,371	San Francisco	Hall of Justice	C3030-Ceiling Finishes	\$ 33,080	\$ 33,080	\$ -
3,372	Kern	Taft Courts Bldg.	C3030-Ceiling Finishes	\$ 33,480	\$ 33,480	\$ -
3,373	Merced	Old Court	C3030-Ceiling Finishes	\$ 33,548	\$ 33,548	\$ -
3,374	Stanislaus	Hall of Records	C3030-Ceiling Finishes	\$ 71,755	\$ 33,560	\$ 38,195
3,375	San Bernardino	Victorville Courthouse-Dept. N-1	C3030-Ceiling Finishes	\$ 52,840	\$ 33,950	\$ 18,890
3,376	Los Angeles	Burbank Courthouse	C3030-Ceiling Finishes	\$ 37,615	\$ 34,139	\$ 3,476
3,377	San Luis Obispo	Courthouse Annex	C3030-Ceiling Finishes	\$ 69,023	\$ 34,332	\$ 34,691
3,378	Los Angeles	El Monte Courthouse	C3030-Ceiling Finishes	\$ 59,840	\$ 34,779	\$ 25,061
3,379	Kings	Corcoran Court	C3030-Ceiling Finishes	\$ 39,732	\$ 34,805	\$ 4,927
3,380	Los Angeles	Inglewood Juvenile Court	C3030-Ceiling Finishes	\$ 43,106	\$ 34,821	\$ 8,285
3,381	Los Angeles	Pasadena Courthouse	C3030-Ceiling Finishes	\$ 50,447	\$ 34,985	\$ 15,462
3,382	Del Norte	Del Norte County Superior Court	C3030-Ceiling Finishes	\$ 57,895	\$ 35,472	\$ 22,423
3,383	Los Angeles	Santa Clarita Courthouse	C3030-Ceiling Finishes	\$ 40,342	\$ 35,658	\$ 4,684
3,384	San Mateo	Hall of Justice	C3030-Ceiling Finishes	\$ 36,057	\$ 36,057	\$ -



Line #	County	Facility Name	Project System Targeted for Renewal	Project Rough Order of Magnitude	Judicial Branch Share of Cost	County Share of Cost
3,385	Sonoma	Hall of Justice	C3030-Ceiling Finishes	\$ 61,132	\$ 36,312	\$ 24,820
3,386	Los Angeles	Inglewood Courthouse	C3030-Ceiling Finishes	\$ 48,948	\$ 36,496	\$ 12,452
3,387	Los Angeles	Central Arraignment Courts	C3030-Ceiling Finishes	\$ 41,184	\$ 37,160	\$ 4,024
3,388	Los Angeles	Beverly Hills Courthouse	C3030-Ceiling Finishes	\$ 46,738	\$ 37,166	\$ 9,572
3,389	Los Angeles	Beverly Hills Courthouse	C3030-Ceiling Finishes	\$ 46,943	\$ 37,329	\$ 9,614
3,390	Los Angeles	Santa Monica Courthouse	C3030-Ceiling Finishes	\$ 48,235	\$ 37,860	\$ 10,375
3,391	El Dorado	Bldg. C	C3030-Ceiling Finishes	\$ 186,067	\$ 38,516	\$ 147,551
3,392	Los Angeles	Stanley Mosk Courthouse	C3030-Ceiling Finishes	\$ 39,668	\$ 38,581	\$ 1,087
3,393	Kern	Shafter/Wasco Courts Bldg.	C3030-Ceiling Finishes	\$ 43,308	\$ 38,956	\$ 4,352
3,394	Los Angeles	Norwalk Courthouse	C3030-Ceiling Finishes	\$ 46,807	\$ 39,800	\$ 7,007
3,395	Los Angeles	Eastlake Juvenile Court	C3030-Ceiling Finishes	\$ 72,751	\$ 39,853	\$ 32,898
3,396	San Francisco	Hall of Justice	C3030-Ceiling Finishes	\$ 40,230	\$ 40,230	\$ -
3,397	Siskiyou	Siskiyou County Courthouse	C3030-Ceiling Finishes	\$ 119,909	\$ 40,325	\$ 79,584
3,398	Nevada	Nevada City Courthouse	C3030-Ceiling Finishes	\$ 61,755	\$ 40,450	\$ 21,305
3,399	Los Angeles	Alfred J. McCourtney Juvenile Justice Center	C3030-Ceiling Finishes	\$ 60,324	\$ 41,654	\$ 18,670
3,400	Los Angeles	Eastlake Juvenile Court	C3030-Ceiling Finishes	\$ 78,799	\$ 43,166	\$ 35,633
3,401	Kings	Avenal Court	C3030-Ceiling Finishes	\$ 43,473	\$ 43,473	\$ -
3,402	Riverside	Riverside Juvenile Court	C3030-Ceiling Finishes	\$ 89,021	\$ 43,923	\$ 45,098
3,403	San Luis Obispo	1070 Palm St.	C3030-Ceiling Finishes	\$ 44,682	\$ 44,682	\$ -
3,404	Los Angeles	Pomona Courthouse North	C3030-Ceiling Finishes	\$ 48,041	\$ 46,239	\$ 1,802
3,405	Los Angeles	Inglewood Juvenile Court	C3030-Ceiling Finishes	\$ 58,214	\$ 47,025	\$ 11,189
3,406	Santa Barbara	Santa Maria Courts Bldgs C + D	C3030-Ceiling Finishes	\$ 47,281	\$ 47,281	\$ -
3,407	Orange	North Justice Center	C3030-Ceiling Finishes	\$ 53,072	\$ 47,929	\$ 5,143
3,408	Los Angeles	Beverly Hills Courthouse	C3030-Ceiling Finishes	\$ 61,051	\$ 48,548	\$ 12,503
3,409	Los Angeles	Santa Clarita Courthouse	C3030-Ceiling Finishes	\$ 55,404	\$ 48,972	\$ 6,432
3,410	Los Angeles	Hollywood Courthouse	C3030-Ceiling Finishes	\$ 54,011	\$ 49,199	\$ 4,812
3,411	San Mateo	Traffic/ Small Claims Annex	C3030-Ceiling Finishes	\$ 49,620	\$ 49,620	\$ -
3,412	Solano	Solano Justice Building	C3030-Ceiling Finishes	\$ 49,706	\$ 49,706	\$ -
3,413	Santa Clara	Hall of Justice (West)	C3030-Ceiling Finishes	\$ 49,730	\$ 49,730	\$ -
3,414	San Mateo	Northern Branch Courthouse	C3030-Ceiling Finishes	\$ 60,371	\$ 50,235	\$ 10,136
3,415	Los Angeles	Metropolitan Courthouse	C3030-Ceiling Finishes	\$ 53,469	\$ 50,550	\$ 2,919
3,416	Napa	Criminal Court Building	C3030-Ceiling Finishes	\$ 50,865	\$ 50,865	\$ -
3,417	Los Angeles	Hollywood Courthouse	C3030-Ceiling Finishes	\$ 56,433	\$ 51,405	\$ 5,028
3,418	Los Angeles	Alhambra Courthouse	C3030-Ceiling Finishes	\$ 60,430	\$ 51,970	\$ 8,460
3,419	Los Angeles	Beverly Hills Courthouse	C3030-Ceiling Finishes	\$ 66,218	\$ 52,657	\$ 13,561



Line #	County	Facility Name	Project System Targeted for Renewal	Project Rough Order of Magnitude	Judicial Branch Share of Cost	County Share of Cost
3,420	Kern	Bakersfield Juvenile Center	C3030-Ceiling Finishes	\$ 52,852	\$ 52,852	\$ -
3,421	Los Angeles	Alfred J. McCourtney Juvenile Justice Center	C3030-Ceiling Finishes	\$ 78,487	\$ 54,195	\$ 24,292
3,422	Los Angeles	Compton Courthouse	C3030-Ceiling Finishes	\$ 83,377	\$ 55,137	\$ 28,240
3,423	Los Angeles	Monrovia Training Center	C3030-Ceiling Finishes	\$ 78,799	\$ 55,388	\$ 23,411
3,424	Tulare	Tulare Division	C3030-Ceiling Finishes	\$ 55,519	\$ 55,519	\$ -
3,425	Shasta	Main Courthouse	C3030-Ceiling Finishes	\$ 79,939	\$ 55,725	\$ 24,214
3,426	San Bernardino	Barstow Courthouse	C3030-Ceiling Finishes	\$ 56,216	\$ 56,216	\$ -
3,427	Sonoma	Hall of Justice	C3030-Ceiling Finishes	\$ 94,723	\$ 56,265	\$ 38,458
3,428	Los Angeles	Michael D. Antonovich Antelope Valley Courthouse	C3030-Ceiling Finishes	\$ 78,012	\$ 57,347	\$ 20,665
3,429	San Diego	Kearny Mesa Court	C3030-Ceiling Finishes	\$ 57,366	\$ 57,366	\$ -
3,430	Los Angeles	Downey Courthouse	C3030-Ceiling Finishes	\$ 70,013	\$ 58,601	\$ 11,412
3,431	Los Angeles	Pomona Courthouse North	C3030-Ceiling Finishes	\$ 61,416	\$ 59,113	\$ 2,303
3,432	Sonoma	Hall of Justice	C3030-Ceiling Finishes	\$ 100,848	\$ 59,904	\$ 40,944
3,433	Kern	Bakersfield Juvenile Center	C3030-Ceiling Finishes	\$ 90,443	\$ 60,380	\$ 30,063
3,434	San Joaquin	Lodi Branch- Dept. 2	C3030-Ceiling Finishes	\$ 60,528	\$ 60,528	\$ -
3,435	Los Angeles	David M. Kenyon Juvenile Justice Center	C3030-Ceiling Finishes	\$ 148,884	\$ 60,536	\$ 88,348
3,436	San Luis Obispo	Courthouse Annex	C3030-Ceiling Finishes	\$ 122,126	\$ 60,745	\$ 61,381
3,437	San Luis Obispo	Courthouse Annex	C3030-Ceiling Finishes	\$ 122,126	\$ 60,745	\$ 61,381
3,438	Santa Barbara	Santa Maria Juvenile Court (New)	C3030-Ceiling Finishes	\$ 92,488	\$ 61,320	\$ 31,168
3,439	San Francisco	Polk St. Annex	C3030-Ceiling Finishes	\$ 61,797	\$ 61,797	\$ -
3,440	Los Angeles	Alhambra Courthouse	C3030-Ceiling Finishes	\$ 74,047	\$ 63,680	\$ 10,367
3,441	Los Angeles	Malibu Courthouse	C3030-Ceiling Finishes	\$ 168,600	\$ 64,034	\$ 104,566
3,442	Los Angeles	Bellflower Courthouse	C3030-Ceiling Finishes	\$ 82,728	\$ 64,478	\$ 18,250
3,443	Los Angeles	Van Nuys Courthouse East	C3030-Ceiling Finishes	\$ 72,217	\$ 64,808	\$ 7,409
3,444	El Dorado	Main St. Courthouse	C3030-Ceiling Finishes	\$ 65,023	\$ 65,023	\$ -
3,445	Los Angeles	Pomona Courthouse South	C3030-Ceiling Finishes	\$ 72,061	\$ 65,676	\$ 6,385
3,446	Riverside	Blythe Courthouse - Superior Court	C3030-Ceiling Finishes	\$ 67,433	\$ 67,433	\$ -
3,447	Santa Barbara	Santa Barbara Jury Assembly Bldg.	C3030-Ceiling Finishes	\$ 68,264	\$ 68,264	\$ -
3,448	Los Angeles	Pomona Courthouse North	C3030-Ceiling Finishes	\$ 69,755	\$ 69,755	\$ -
3,449	El Dorado	Johnson Bldg.	C3030-Ceiling Finishes	\$ 69,775	\$ 69,775	\$ -
3,450	Los Angeles	Torrance Courthouse	C3030-Ceiling Finishes	\$ 69,901	\$ 69,901	\$ -
3,451	Imperial	Imperial County Courthouse	C3030-Ceiling Finishes	\$ 70,330	\$ 70,330	\$ -
3,452	Los Angeles	Inglewood Juvenile Court	C3030-Ceiling Finishes	\$ 70,711	\$ 70,711	\$ -
3,453	San Diego	Juvenile Court	C3030-Ceiling Finishes	\$ 95,040	\$ 70,919	\$ 24,121



Line #	County	Facility Name	Project System Targeted for Renewal	Project Rough Order of Magnitude	Judicial Branch Share of Cost	County Share of Cost
3,454	Kern	Delano/North Kern Court	C3030-Ceiling Finishes	\$ 90,594	\$ 73,055	\$ 17,539
3,455	Los Angeles	Burbank Courthouse	C3030-Ceiling Finishes	\$ 80,830	\$ 73,361	\$ 7,469
3,456	El Dorado	Cameron Park	C3030-Ceiling Finishes	\$ 74,061	\$ 74,061	\$ -
3,457	Santa Barbara	Santa Maria Courts Bldgs C + D	C3030-Ceiling Finishes	\$ 74,871	\$ 74,871	\$ -
3,458	Sonoma	Hall of Justice	C3030-Ceiling Finishes	\$ 126,060	\$ 74,880	\$ 51,180
3,459	Sonoma	Hall of Justice	C3030-Ceiling Finishes	\$ 126,060	\$ 74,880	\$ 51,180
3,460	Los Angeles	Bellflower Courthouse	C3030-Ceiling Finishes	\$ 96,081	\$ 74,886	\$ 21,195
3,461	Contra Costa	Bray Courts	C3030-Ceiling Finishes	\$ 74,957	\$ 74,957	\$ -
3,462	Kern	Bakersfield Superior Court	C3030-Ceiling Finishes	\$ 121,061	\$ 75,663	\$ 45,398
3,463	Los Angeles	Van Nuys Courthouse East	C3030-Ceiling Finishes	\$ 84,346	\$ 75,692	\$ 8,654
3,464	Orange	West Justice Center	C3030-Ceiling Finishes	\$ 76,375	\$ 76,375	\$ -
3,465	Tulare	Visalia Superior Court	C3030-Ceiling Finishes	\$ 236,333	\$ 76,406	\$ 159,927
3,466	San Diego	South County Regional Center	C3030-Ceiling Finishes	\$ 77,838	\$ 77,838	\$ -
3,467	Butte	Chico Courthouse	C3030-Ceiling Finishes	\$ 77,995	\$ 77,995	\$ -
3,468	Fresno	B.F. Sisk Courthouse	C3030-Ceiling Finishes	\$ 78,012	\$ 78,012	\$ -
3,469	Santa Barbara	Figuroa Division	C3030-Ceiling Finishes	\$ 79,419	\$ 79,419	\$ -
3,470	Los Angeles	Malibu Courthouse	C3030-Ceiling Finishes	\$ 210,750	\$ 80,043	\$ 130,707
3,471	Los Angeles	Norwalk Courthouse	C3030-Ceiling Finishes	\$ 96,518	\$ 82,069	\$ 14,449
3,472	Los Angeles	Inglewood Courthouse	C3030-Ceiling Finishes	\$ 110,480	\$ 82,374	\$ 28,106
3,473	Alameda	Fremont Hall of Justice	C3030-Ceiling Finishes	\$ 104,072	\$ 82,633	\$ 21,439
3,474	Los Angeles	Clara Shortridge Foltz Criminal Justice Center	C3030-Ceiling Finishes	\$ 120,648	\$ 82,994	\$ 37,654
3,475	Santa Clara	Santa Clara Courthouse	C3030-Ceiling Finishes	\$ 83,897	\$ 83,897	\$ -
3,476	Los Angeles	Edmund D. Edelman Children's Court	C3030-Ceiling Finishes	\$ 120,396	\$ 84,265	\$ 36,131
3,477	San Mateo	Traffic/ Small Claims Annex	C3030-Ceiling Finishes	\$ 84,930	\$ 84,930	\$ -
3,478	San Diego	South County Regional Center	C3030-Ceiling Finishes	\$ 240,451	\$ 86,178	\$ 154,273
3,479	Kern	Bakersfield Superior Court	C3030-Ceiling Finishes	\$ 86,813	\$ 86,813	\$ -
3,480	Kern	Shafter/Wasco Courts Bldg.	C3030-Ceiling Finishes	\$ 88,086	\$ 88,086	\$ -
3,481	Los Angeles	San Fernando Courthouse	C3030-Ceiling Finishes	\$ 88,094	\$ 88,094	\$ -
3,482	San Diego	East County Regional Center	C3030-Ceiling Finishes	\$ 130,247	\$ 88,190	\$ 42,057
3,483	Los Angeles	Alhambra Courthouse	C3030-Ceiling Finishes	\$ 103,277	\$ 88,818	\$ 14,459
3,484	Kern	Arvin/ Lamont Branch	C3030-Ceiling Finishes	\$ 90,209	\$ 90,209	\$ -
3,485	Santa Barbara	Santa Maria Courts, Bldgs. A + B	C3030-Ceiling Finishes	\$ 91,413	\$ 91,413	\$ -
3,486	Riverside	Palm Springs Courts	C3030-Ceiling Finishes	\$ 229,997	\$ 93,402	\$ 136,595
3,487	Imperial	Imperial County Courthouse	C3030-Ceiling Finishes	\$ 94,028	\$ 94,028	\$ -
3,488	Los Angeles	Alhambra Courthouse	C3030-Ceiling Finishes	\$ 110,132	\$ 94,714	\$ 15,418



Line #	County	Facility Name	Project System Targeted for Renewal	Project Rough Order of Magnitude	Judicial Branch Share of Cost	County Share of Cost
3,489	Lake	Lakeport Court Facility	C3030-Ceiling Finishes	\$ 94,723	\$ 94,723	\$ -
3,490	Los Angeles	Whittier Courthouse	C3030-Ceiling Finishes	\$ 95,032	\$ 95,032	\$ -
3,491	Los Angeles	West Covina Courthouse	C3030-Ceiling Finishes	\$ 96,068	\$ 96,068	\$ -
3,492	Los Angeles	West Covina Courthouse	C3030-Ceiling Finishes	\$ 96,254	\$ 96,254	\$ -
3,493	Humboldt	Humboldt County Courthouse (Eureka)	C3030-Ceiling Finishes	\$ 288,750	\$ 96,327	\$ 192,423
3,494	Alameda	Fremont Hall of Justice	C3030-Ceiling Finishes	\$ 121,918	\$ 96,803	\$ 25,115
3,495	Los Angeles	Torrance Courthouse	C3030-Ceiling Finishes	\$ 108,136	\$ 97,787	\$ 10,349
3,496	Los Angeles	Burbank Courthouse	C3030-Ceiling Finishes	\$ 108,510	\$ 98,484	\$ 10,026
3,497	Alameda	Fremont Hall of Justice	C3030-Ceiling Finishes	\$ 99,282	\$ 99,282	\$ -
3,498	San Diego	East County Regional Center	C3030-Ceiling Finishes	\$ 152,064	\$ 102,963	\$ 49,101
3,499	Los Angeles	El Monte Courthouse	C3030-Ceiling Finishes	\$ 178,075	\$ 103,497	\$ 74,578
3,500	Kern	Delano/North Kern Court	C3030-Ceiling Finishes	\$ 128,484	\$ 103,609	\$ 24,875
3,501	Los Angeles	Hollywood Courthouse	C3030-Ceiling Finishes	\$ 115,575	\$ 105,277	\$ 10,298
3,502	Orange	North Justice Center	C3030-Ceiling Finishes	\$ 118,243	\$ 106,785	\$ 11,458
3,503	Los Angeles	Glendale Courthouse	C3030-Ceiling Finishes	\$ 118,726	\$ 107,495	\$ 11,231
3,504	Los Angeles	Metropolitan Courthouse	C3030-Ceiling Finishes	\$ 113,775	\$ 107,563	\$ 6,212
3,505	Sutter	Courthouse West	C3030-Ceiling Finishes	\$ 131,360	\$ 108,372	\$ 22,988
3,506	Sacramento	Carol Miller Justice Center Court Facility	C3030-Ceiling Finishes	\$ 114,699	\$ 112,118	\$ 2,581
3,507	Los Angeles	Stanley Mosk Courthouse	C3030-Ceiling Finishes	\$ 117,539	\$ 114,318	\$ 3,221
3,508	San Diego	Juvenile Court	C3030-Ceiling Finishes	\$ 115,315	\$ 115,315	\$ -
3,509	San Diego	North County Regional Center - North	C3030-Ceiling Finishes	\$ 115,315	\$ 115,315	\$ -
3,510	San Bernardino	Joshua Tree Courthouse	C3030-Ceiling Finishes	\$ 115,727	\$ 115,727	\$ -
3,511	San Diego	East County Regional Center	C3030-Ceiling Finishes	\$ 171,072	\$ 115,833	\$ 55,239
3,512	Riverside	Riverside Juvenile Court	C3030-Ceiling Finishes	\$ 117,216	\$ 117,216	\$ -
3,513	Los Angeles	Santa Clarita Courthouse	C3030-Ceiling Finishes	\$ 132,845	\$ 117,422	\$ 15,423
3,514	Kern	Bakersfield Justice Bldg.	C3030-Ceiling Finishes	\$ 230,136	\$ 117,553	\$ 112,583
3,515	San Bernardino	Joshua Tree Courthouse	C3030-Ceiling Finishes	\$ 117,953	\$ 117,953	\$ -
3,516	Riverside	Riverside Juvenile Justice Trailers	C3030-Ceiling Finishes	\$ 118,150	\$ 118,150	\$ -
3,517	San Mateo	Central Branch	C3030-Ceiling Finishes	\$ 119,680	\$ 119,680	\$ -
3,518	San Diego	East County Regional Center	C3030-Ceiling Finishes	\$ 180,576	\$ 122,268	\$ 58,308
3,519	Riverside	Hemet	C3030-Ceiling Finishes	\$ 122,404	\$ 122,404	\$ -
3,520	Los Angeles	Pomona Courthouse North	C3030-Ceiling Finishes	\$ 124,640	\$ 124,640	\$ -
3,521	Los Angeles	Santa Monica Courthouse	C3030-Ceiling Finishes	\$ 159,352	\$ 125,075	\$ 34,277
3,522	Los Angeles	Torrance Courthouse	C3030-Ceiling Finishes	\$ 147,043	\$ 125,192	\$ 21,851
3,523	San Diego	County Courthouse	C3030-Ceiling Finishes	\$ 162,492	\$ 125,801	\$ 36,691
3,524	Los Angeles	Downey Courthouse	C3030-Ceiling Finishes	\$ 150,865	\$ 126,274	\$ 24,591



Line #	County	Facility Name	Project System Targeted for Renewal	Project Rough Order of Magnitude	Judicial Branch Share of Cost	County Share of Cost
3,525	Orange	Central Justice Center	C3030-Ceiling Finishes	\$ 127,061	\$ 127,061	\$ -
3,526	Contra Costa	George D. Carroll Courthouse	C3030-Ceiling Finishes	\$ 166,230	\$ 128,330	\$ 37,900
3,527	Kern	Bakersfield Justice Bldg.	C3030-Ceiling Finishes	\$ 129,720	\$ 129,720	\$ -
3,528	El Dorado	Johnson Bldg.	C3030-Ceiling Finishes	\$ 130,046	\$ 130,046	\$ -
3,529	Imperial	Imperial County Courthouse	C3030-Ceiling Finishes	\$ 130,125	\$ 130,125	\$ -
3,530	Kern	Bakersfield Juvenile Center	C3030-Ceiling Finishes	\$ 131,501	\$ 131,501	\$ -
3,531	San Mateo	Hall of Justice	C3030-Ceiling Finishes	\$ 134,100	\$ 134,100	\$ -
3,532	Contra Costa	Bray Courts	C3030-Ceiling Finishes	\$ 157,227	\$ 134,461	\$ 22,766
3,533	Ventura	Hall of Justice	C3030-Ceiling Finishes	\$ 194,119	\$ 135,612	\$ 58,507
3,534	Contra Costa	Wakefield Taylor Courthouse	C3030-Ceiling Finishes	\$ 136,224	\$ 136,224	\$ -
3,535	Los Angeles	East Los Angeles Courthouse	C3030-Ceiling Finishes	\$ 176,596	\$ 137,250	\$ 39,346
3,536	San Diego	North County Regional Center - North	C3030-Ceiling Finishes	\$ 137,808	\$ 137,808	\$ -
3,537	Kern	Arvin/ Lamont Branch	C3030-Ceiling Finishes	\$ 138,285	\$ 138,285	\$ -
3,538	Los Angeles	Pomona Courthouse South	C3030-Ceiling Finishes	\$ 139,682	\$ 139,682	\$ -
3,539	Los Angeles	Beverly Hills Courthouse	C3030-Ceiling Finishes	\$ 177,266	\$ 140,962	\$ 36,304
3,540	Los Angeles	Metropolitan Courthouse	C3030-Ceiling Finishes	\$ 153,603	\$ 145,216	\$ 8,387
3,541	Los Angeles	El Monte Courthouse	C3030-Ceiling Finishes	\$ 250,745	\$ 145,733	\$ 105,012
3,542	Alameda	Hayward Hall of Justice	C3030-Ceiling Finishes	\$ 165,392	\$ 146,041	\$ 19,351
3,543	San Luis Obispo	Courthouse Annex	C3030-Ceiling Finishes	\$ 295,812	\$ 147,137	\$ 148,675
3,544	Los Angeles	Pomona Courthouse South	C3030-Ceiling Finishes	\$ 162,677	\$ 148,264	\$ 14,413
3,545	Ventura	Hall of Justice	C3030-Ceiling Finishes	\$ 214,553	\$ 149,887	\$ 64,666
3,546	Los Angeles	Norwalk Courthouse	C3030-Ceiling Finishes	\$ 178,332	\$ 151,636	\$ 26,696
3,547	Orange	Betty Lou Lamoreaux Justice Center	C3030-Ceiling Finishes	\$ 152,750	\$ 152,750	\$ -
3,548	Los Angeles	East Los Angeles Courthouse	C3030-Ceiling Finishes	\$ 197,863	\$ 153,779	\$ 44,084
3,549	San Mateo	Northern Branch Courthouse	C3030-Ceiling Finishes	\$ 154,662	\$ 154,662	\$ -
3,550	Nevada	Nevada City Courthouse	C3030-Ceiling Finishes	\$ 242,510	\$ 158,844	\$ 83,666
3,551	Los Angeles	East Los Angeles Courthouse	C3030-Ceiling Finishes	\$ 205,920	\$ 160,041	\$ 45,879
3,552	Alameda	Wiley W. Manuel Courthouse	C3030-Ceiling Finishes	\$ 161,091	\$ 161,091	\$ -
3,553	San Mateo	Northern Branch Courthouse	C3030-Ceiling Finishes	\$ 193,800	\$ 161,261	\$ 32,539
3,554	Los Angeles	Pomona Courthouse South	C3030-Ceiling Finishes	\$ 161,350	\$ 161,350	\$ -
3,555	Fresno	Fresno County Courthouse	C3030-Ceiling Finishes	\$ 165,792	\$ 165,792	\$ -
3,556	Los Angeles	Edmund D. Edelman Children's Court	C3030-Ceiling Finishes	\$ 237,726	\$ 166,384	\$ 71,342
3,557	Tulare	Visalia Superior Court	C3030-Ceiling Finishes	\$ 515,592	\$ 166,691	\$ 348,901
3,558	Los Angeles	Burbank Courthouse	C3030-Ceiling Finishes	\$ 185,620	\$ 168,469	\$ 17,151
3,559	Orange	North Justice Center	C3030-Ceiling Finishes	\$ 186,589	\$ 168,509	\$ 18,080
3,560	Los Angeles	Santa Monica Courthouse	C3030-Ceiling Finishes	\$ 215,347	\$ 169,026	\$ 46,321



Line #	County	Facility Name	Project System Targeted for Renewal	Project Rough Order of Magnitude	Judicial Branch Share of Cost	County Share of Cost
3,561	Los Angeles	Airport Courthouse	C3030-Ceiling Finishes	\$ 219,618	\$ 169,479	\$ 50,139
3,562	Kern	Taft Courts Bldg.	C3030-Ceiling Finishes	\$ 170,730	\$ 170,730	\$ -
3,563	San Mateo	Central Branch	C3030-Ceiling Finishes	\$ 173,272	\$ 173,272	\$ -
3,564	Los Angeles	Norwalk Courthouse	C3030-Ceiling Finishes	\$ 205,920	\$ 175,094	\$ 30,826
3,565	Kern	Bakersfield Juvenile Center	C3030-Ceiling Finishes	\$ 175,642	\$ 175,642	\$ -
3,566	Kern	Bakersfield Superior Court	C3030-Ceiling Finishes	\$ 176,433	\$ 176,433	\$ -
3,567	Alameda	George E. McDonald Hall of Justice	C3030-Ceiling Finishes	\$ 177,209	\$ 177,209	\$ -
3,568	Sonoma	Hall of Justice	C3030-Ceiling Finishes	\$ 177,606	\$ 177,606	\$ -
3,569	Riverside	Riverside Juvenile Court	C3030-Ceiling Finishes	\$ 361,746	\$ 178,485	\$ 183,261
3,570	San Bernardino	Joshua Tree Courthouse	C3030-Ceiling Finishes	\$ 181,013	\$ 181,013	\$ -
3,571	Alameda	Fremont Hall of Justice	C3030-Ceiling Finishes	\$ 228,258	\$ 181,237	\$ 47,021
3,572	Kern	Bakersfield Superior Court	C3030-Ceiling Finishes	\$ 183,148	\$ 183,148	\$ -
3,573	Los Angeles	Stanley Mosk Courthouse	C3030-Ceiling Finishes	\$ 192,348	\$ 187,078	\$ 5,270
3,574	Kern	Bakersfield Justice Bldg.	C3030-Ceiling Finishes	\$ 187,093	\$ 187,093	\$ -
3,575	Imperial	Imperial County Courthouse	C3030-Ceiling Finishes	\$ 187,278	\$ 187,278	\$ -
3,576	San Diego	North County Regional Center - Annex	C3030-Ceiling Finishes	\$ 187,374	\$ 187,374	\$ -
3,577	San Bernardino	Victorville Courthouse-Dept. N-1	C3030-Ceiling Finishes	\$ 188,108	\$ 188,108	\$ -
3,578	Los Angeles	Central Arraignment Courts	C3030-Ceiling Finishes	\$ 209,299	\$ 188,850	\$ 20,449
3,579	Los Angeles	El Monte Courthouse	C3030-Ceiling Finishes	\$ 325,524	\$ 189,195	\$ 136,329
3,580	Solano	Solano Justice Building	C3030-Ceiling Finishes	\$ 190,476	\$ 190,476	\$ -
3,581	Orange	Harbor Justice Center-Newport Beach Facility	C3030-Ceiling Finishes	\$ 230,100	\$ 194,020	\$ 36,080
3,582	Los Angeles	Edmund D. Edelman Children's Court	C3030-Ceiling Finishes	\$ 284,349	\$ 199,016	\$ 85,333
3,583	Riverside	Hemet	C3030-Ceiling Finishes	\$ 200,297	\$ 200,297	\$ -
3,584	San Diego	County Courthouse	C3030-Ceiling Finishes	\$ 259,987	\$ 201,282	\$ 58,705
3,585	Alameda	Hayward Hall of Justice	C3030-Ceiling Finishes	\$ 228,258	\$ 201,552	\$ 26,706
3,586	Humboldt	Humboldt County Courthouse (Eureka)	C3030-Ceiling Finishes	\$ 605,088	\$ 201,857	\$ 403,231
3,587	Los Angeles	Downey Courthouse	C3030-Ceiling Finishes	\$ 202,062	\$ 202,062	\$ -
3,588	Contra Costa	Walnut Creek Courthouse	C3030-Ceiling Finishes	\$ 204,336	\$ 204,336	\$ -
3,589	Kern	Bakersfield Superior Court	C3030-Ceiling Finishes	\$ 209,046	\$ 209,046	\$ -
3,590	San Diego	East County Regional Center	C3030-Ceiling Finishes	\$ 209,418	\$ 209,418	\$ -
3,591	Kern	Taft Courts Bldg.	C3030-Ceiling Finishes	\$ 210,764	\$ 210,764	\$ -
3,592	San Mateo	Northern Branch Courthouse	C3030-Ceiling Finishes	\$ 212,040	\$ 212,040	\$ -
3,593	Los Angeles	Central Arraignment Courts	C3030-Ceiling Finishes	\$ 236,470	\$ 213,367	\$ 23,103
3,594	Los Angeles	Downey Courthouse	C3030-Ceiling Finishes	\$ 256,388	\$ 214,597	\$ 41,791



Line #	County	Facility Name	Project System Targeted for Renewal	Project Rough Order of Magnitude	Judicial Branch Share of Cost	County Share of Cost
3,595	Los Angeles	Clara Shortridge Foltz Criminal Justice Center	C3030-Ceiling Finishes	\$ 312,048	\$ 214,658	\$ 97,390
3,596	Los Angeles	Stanley Mosk Courthouse	C3030-Ceiling Finishes	\$ 221,621	\$ 215,549	\$ 6,072
3,597	Stanislaus	Modesto Main Courthouse	C3030-Ceiling Finishes	\$ 216,549	\$ 216,094	\$ 455
3,598	Del Norte	Del Norte County Superior Court	C3030-Ceiling Finishes	\$ 216,744	\$ 216,744	\$ -
3,599	Los Angeles	Pomona Courthouse North	C3030-Ceiling Finishes	\$ 222,830	\$ 222,830	\$ -
3,600	Los Angeles	Inglewood Courthouse	C3030-Ceiling Finishes	\$ 224,474	\$ 224,474	\$ -
3,601	Alameda	Hayward Hall of Justice	C3030-Ceiling Finishes	\$ 226,715	\$ 226,715	\$ -
3,602	San Diego	South County Regional Center	C3030-Ceiling Finishes	\$ 227,053	\$ 227,053	\$ -
3,603	Nevada	Nevada City Courthouse Annex	C3030-Ceiling Finishes	\$ 227,581	\$ 227,581	\$ -
3,604	San Bernardino	Barstow Courthouse	C3030-Ceiling Finishes	\$ 231,892	\$ 231,892	\$ -
3,605	Los Angeles	Eastlake Juvenile Court	C3030-Ceiling Finishes	\$ 425,889	\$ 233,302	\$ 192,587
3,606	Los Angeles	Stanley Mosk Courthouse	C3030-Ceiling Finishes	\$ 240,855	\$ 234,256	\$ 6,599
3,607	Los Angeles	Bellflower Courthouse	C3030-Ceiling Finishes	\$ 241,174	\$ 241,174	\$ -
3,608	Santa Barbara	Santa Maria Courts Bldgs C + D	C3030-Ceiling Finishes	\$ 241,912	\$ 241,912	\$ -
3,609	Ventura	Hall of Justice	C3030-Ceiling Finishes	\$ 347,371	\$ 242,673	\$ 104,698
3,610	Los Angeles	Clara Shortridge Foltz Criminal Justice Center	C3030-Ceiling Finishes	\$ 360,835	\$ 248,218	\$ 112,617
3,611	San Bernardino	San Bernardino Courthouse - Annex	C3030-Ceiling Finishes	\$ 260,040	\$ 248,702	\$ 11,338
3,612	San Diego	Kearny Mesa Court	C3030-Ceiling Finishes	\$ 253,506	\$ 253,506	\$ -
3,613	Los Angeles	Santa Monica Courthouse	C3030-Ceiling Finishes	\$ 323,876	\$ 254,210	\$ 69,666
3,614	Santa Barbara	Santa Maria Courts, Bldg G	C3030-Ceiling Finishes	\$ 257,726	\$ 257,726	\$ -
3,615	San Bernardino	Rancho Cucamonga Courthouse	C3030-Ceiling Finishes	\$ 259,000	\$ 259,000	\$ -
3,616	Los Angeles	East Los Angeles Courthouse	C3030-Ceiling Finishes	\$ 333,828	\$ 259,451	\$ 74,377
3,617	Santa Clara	Downtown Superior Court	C3030-Ceiling Finishes	\$ 260,489	\$ 260,489	\$ -
3,618	San Bernardino	Fontana Courthouse	C3030-Ceiling Finishes	\$ 265,729	\$ 265,729	\$ -
3,619	San Bernardino	Victorville Courthouse-Dept. N-1	C3030-Ceiling Finishes	\$ 266,354	\$ 266,354	\$ -
3,620	Los Angeles	Compton Courthouse	C3030-Ceiling Finishes	\$ 278,190	\$ 278,190	\$ -
3,621	Los Angeles	Compton Courthouse	C3030-Ceiling Finishes	\$ 278,190	\$ 278,190	\$ -
3,622	Fresno	Fresno County Courthouse	C3030-Ceiling Finishes	\$ 296,102	\$ 283,991	\$ 12,111
3,623	San Bernardino	Rancho Cucamonga Courthouse	C3030-Ceiling Finishes	\$ 284,962	\$ 284,962	\$ -
3,624	San Mateo	Northern Branch Courthouse	C3030-Ceiling Finishes	\$ 290,700	\$ 290,700	\$ -
3,625	Solano	Solano Justice Building	C3030-Ceiling Finishes	\$ 294,360	\$ 294,360	\$ -
3,626	Sonoma	Hall of Justice	C3030-Ceiling Finishes	\$ 504,240	\$ 299,519	\$ 204,721
3,627	San Bernardino	Barstow Courthouse	C3030-Ceiling Finishes	\$ 300,481	\$ 300,481	\$ -
3,628	San Diego	County Courthouse	C3030-Ceiling Finishes	\$ 389,981	\$ 301,923	\$ 88,058



Line #	County	Facility Name	Project System Targeted for Renewal	Project Rough Order of Magnitude	Judicial Branch Share of Cost	County Share of Cost
3,629	Los Angeles	Stanley Mosk Courthouse	C3030-Ceiling Finishes	\$ 312,576	\$ 304,011	\$ 8,565
3,630	Los Angeles	Whittier Courthouse	C3030-Ceiling Finishes	\$ 304,929	\$ 304,929	\$ -
3,631	Santa Clara	Downtown Superior Court	C3030-Ceiling Finishes	\$ 305,078	\$ 305,078	\$ -
3,632	Alameda	Wiley W. Manuel Courthouse	C3030-Ceiling Finishes	\$ 364,429	\$ 305,392	\$ 59,037
3,633	San Diego	East County Regional Center	C3030-Ceiling Finishes	\$ 307,507	\$ 307,507	\$ -
3,634	Kern	Bakersfield Juvenile Center	C3030-Ceiling Finishes	\$ 318,631	\$ 318,631	\$ -
3,635	Los Angeles	Pasadena Courthouse	C3030-Ceiling Finishes	\$ 460,161	\$ 319,122	\$ 141,039
3,636	Los Angeles	Van Nuys Courthouse West	C3030-Ceiling Finishes	\$ 396,831	\$ 319,370	\$ 77,461
3,637	San Mateo	Hall of Justice	C3030-Ceiling Finishes	\$ 321,408	\$ 321,408	\$ -
3,638	San Mateo	Hall of Justice	C3030-Ceiling Finishes	\$ 321,840	\$ 321,840	\$ -
3,639	Solano	Hall of Justice	C3030-Ceiling Finishes	\$ 444,444	\$ 323,644	\$ 120,800
3,640	Los Angeles	Inglewood Courthouse	C3030-Ceiling Finishes	\$ 323,664	\$ 323,664	\$ -
3,641	Los Angeles	Inglewood Juvenile Court	C3030-Ceiling Finishes	\$ 326,407	\$ 326,407	\$ -
3,642	San Mateo	Hall of Justice	C3030-Ceiling Finishes	\$ 330,800	\$ 330,800	\$ -
3,643	Kern	Bakersfield Superior Court	C3030-Ceiling Finishes	\$ 337,487	\$ 337,487	\$ -
3,644	Orange	Central Justice Center	C3030-Ceiling Finishes	\$ 339,575	\$ 339,575	\$ -
3,645	San Diego	Juvenile Court	C3030-Ceiling Finishes	\$ 352,704	\$ 352,704	\$ -
3,646	Napa	Criminal Court Building	C3030-Ceiling Finishes	\$ 353,051	\$ 353,051	\$ -
3,647	Los Angeles	Clara Shortridge Foltz Criminal Justice Center	C3030-Ceiling Finishes	\$ 514,800	\$ 354,131	\$ 160,669
3,648	Santa Barbara	Santa Barbara County Courthouse	C3030-Ceiling Finishes	\$ 356,928	\$ 356,928	\$ -
3,649	Los Angeles	Pomona Courthouse South	C3030-Ceiling Finishes	\$ 358,339	\$ 358,339	\$ -
3,650	Riverside	Family Law Court	C3030-Ceiling Finishes	\$ 364,931	\$ 364,931	\$ -
3,651	Shasta	Main Courthouse	C3030-Ceiling Finishes	\$ 528,000	\$ 368,069	\$ 159,931
3,652	Los Angeles	Torrance Courthouse	C3030-Ceiling Finishes	\$ 414,867	\$ 375,164	\$ 39,703
3,653	Contra Costa	Family Law Center	C3030-Ceiling Finishes	\$ 378,480	\$ 378,480	\$ -
3,654	Kern	Bakersfield Justice Bldg.	C3030-Ceiling Finishes	\$ 382,061	\$ 382,061	\$ -
3,655	Los Angeles	Alhambra Courthouse	C3030-Ceiling Finishes	\$ 456,350	\$ 392,461	\$ 63,889
3,656	Los Angeles	Pasadena Courthouse	C3030-Ceiling Finishes	\$ 569,165	\$ 394,716	\$ 174,449
3,657	Los Angeles	Pomona Courthouse North	C3030-Ceiling Finishes	\$ 394,958	\$ 394,958	\$ -
3,658	Orange	North Justice Center	C3030-Ceiling Finishes	\$ 440,286	\$ 397,622	\$ 42,664
3,659	Orange	Civil Complex Center ("CXC")	C3030-Ceiling Finishes	\$ 404,000	\$ 404,000	\$ -
3,660	San Bernardino	Chino Courthouse	C3030-Ceiling Finishes	\$ 418,507	\$ 418,507	\$ -
3,661	Los Angeles	Whittier Courthouse	C3030-Ceiling Finishes	\$ 425,103	\$ 425,103	\$ -
3,662	Los Angeles	Van Nuys Courthouse West	C3030-Ceiling Finishes	\$ 528,873	\$ 425,637	\$ 103,236
3,663	Orange	North Justice Center	C3030-Ceiling Finishes	\$ 471,594	\$ 425,897	\$ 45,697



Line #	County	Facility Name	Project System Targeted for Renewal	Project Rough Order of Magnitude	Judicial Branch Share of Cost	County Share of Cost
3,664	Alameda	Hayward Hall of Justice	C3030-Ceiling Finishes	\$ 497,144	\$ 438,978	\$ 58,166
3,665	Orange	Central Justice Center	C3030-Ceiling Finishes	\$ 454,500	\$ 454,500	\$ -
3,666	Orange	West Justice Center	C3030-Ceiling Finishes	\$ 454,500	\$ 454,500	\$ -
3,667	Los Angeles	Compton Courthouse	C3030-Ceiling Finishes	\$ 466,312	\$ 466,312	\$ -
3,668	Los Angeles	Clara Shortridge Foltz Criminal Justice Center	C3030-Ceiling Finishes	\$ 678,784	\$ 466,936	\$ 211,848
3,669	San Bernardino	Victorville Courthouse-Dept. N-1	C3030-Ceiling Finishes	\$ 468,108	\$ 468,108	\$ -
3,670	San Diego	North County Regional Center - North	C3030-Ceiling Finishes	\$ 473,946	\$ 473,946	\$ -
3,671	Orange	Central Justice Center	C3030-Ceiling Finishes	\$ 525,200	\$ 478,825	\$ 46,375
3,672	San Diego	Hall of Justice	C3030-Ceiling Finishes	\$ 483,315	\$ 483,315	\$ -
3,673	Los Angeles	Norwalk Courthouse	C3030-Ceiling Finishes	\$ 578,635	\$ 492,013	\$ 86,622
3,674	Orange	Central Justice Center	C3030-Ceiling Finishes	\$ 496,875	\$ 496,875	\$ -
3,675	Alameda	Wiley W. Manuel Courthouse	C3030-Ceiling Finishes	\$ 595,001	\$ 498,611	\$ 96,390
3,676	Tulare	Visalia Superior Court	C3030-Ceiling Finishes	\$ 1,546,776	\$ 500,073	\$ 1,046,703
3,677	Contra Costa	George D. Carroll Courthouse	C3030-Ceiling Finishes	\$ 506,880	\$ 506,880	\$ -
3,678	Los Angeles	Inglewood Courthouse	C3030-Ceiling Finishes	\$ 508,058	\$ 508,058	\$ -
3,679	Los Angeles	Metropolitan Courthouse	C3030-Ceiling Finishes	\$ 538,272	\$ 508,882	\$ 29,390
3,680	Riverside	Palm Springs Courts	C3030-Ceiling Finishes	\$ 529,726	\$ 529,726	\$ -
3,681	Los Angeles	West Covina Courthouse	C3030-Ceiling Finishes	\$ 531,477	\$ 531,477	\$ -
3,682	Ventura	Hall of Justice	C3030-Ceiling Finishes	\$ 535,392	\$ 535,392	\$ -
3,683	Alameda	Hayward Hall of Justice	C3030-Ceiling Finishes	\$ 538,811	\$ 538,811	\$ -
3,684	Los Angeles	Glendale Courthouse	C3030-Ceiling Finishes	\$ 596,471	\$ 540,045	\$ 56,426
3,685	Butte	Butte County Courthouse	C3030-Ceiling Finishes	\$ 547,800	\$ 547,800	\$ -
3,686	San Francisco	Hall of Justice	C3030-Ceiling Finishes	\$ 562,020	\$ 562,020	\$ -
3,687	Orange	West Justice Center	C3030-Ceiling Finishes	\$ 623,188	\$ 565,107	\$ 58,081
3,688	San Diego	East County Regional Center	C3030-Ceiling Finishes	\$ 567,166	\$ 567,166	\$ -
3,689	Los Angeles	El Monte Courthouse	C3030-Ceiling Finishes	\$ 998,445	\$ 580,296	\$ 418,149
3,690	San Diego	East County Regional Center	C3030-Ceiling Finishes	\$ 595,795	\$ 595,795	\$ -
3,691	Fresno	Fresno County Courthouse	C3030-Ceiling Finishes	\$ 631,488	\$ 605,660	\$ 25,828
3,692	Sacramento	Gordon Schaber Sacramento Superior Court	C3030-Ceiling Finishes	\$ 606,883	\$ 606,883	\$ -
3,693	Los Angeles	Torrance Courthouse	C3030-Ceiling Finishes	\$ 678,456	\$ 613,528	\$ 64,928
3,694	Los Angeles	Pasadena Courthouse	C3030-Ceiling Finishes	\$ 885,465	\$ 614,070	\$ 271,395
3,695	Los Angeles	Downey Courthouse	C3030-Ceiling Finishes	\$ 623,146	\$ 623,146	\$ -
3,696	Alameda	Wiley W. Manuel Courthouse	C3030-Ceiling Finishes	\$ 641,710	\$ 641,710	\$ -
3,697	Orange	Central Justice Center	C3030-Ceiling Finishes	\$ 714,350	\$ 651,273	\$ 63,077



Line #	County	Facility Name	Project System Targeted for Renewal	Project Rough Order of Magnitude	Judicial Branch Share of Cost	County Share of Cost
3,698	Ventura	Hall of Justice	C3030-Ceiling Finishes	\$ 669,240	\$ 669,240	\$ -
3,699	Los Angeles	Stanley Mosk Courthouse	C3030-Ceiling Finishes	\$ 704,917	\$ 685,602	\$ 19,315
3,700	San Diego	East County Regional Center	C3030-Ceiling Finishes	\$ 691,891	\$ 691,891	\$ -
3,701	El Dorado	Bldg. C	C3030-Ceiling Finishes	\$ 709,281	\$ 709,281	\$ -
3,702	Contra Costa	Wakefield Taylor Courthouse	C3030-Ceiling Finishes	\$ 716,501	\$ 716,501	\$ -
3,703	San Bernardino	Fontana Courthouse	C3030-Ceiling Finishes	\$ 720,134	\$ 720,134	\$ -
3,704	Sacramento	Carol Miller Justice Center Court Facility	C3030-Ceiling Finishes	\$ 720,722	\$ 720,722	\$ -
3,705	Santa Clara	Historic Courthouse	C3030-Ceiling Finishes	\$ 721,789	\$ 721,789	\$ -
3,706	San Francisco	Hall of Justice	C3030-Ceiling Finishes	\$ 756,648	\$ 756,648	\$ -
3,707	Fresno	Fresno County Courthouse	C3030-Ceiling Finishes	\$ 777,269	\$ 777,269	\$ -
3,708	Orange	Harbor Justice Center-Newport Beach Facility	C3030-Ceiling Finishes	\$ 787,800	\$ 787,800	\$ -
3,709	Los Angeles	West Covina Courthouse	C3030-Ceiling Finishes	\$ 797,200	\$ 797,200	\$ -
3,710	Los Angeles	Bellflower Courthouse	C3030-Ceiling Finishes	\$ 806,125	\$ 806,125	\$ -
3,711	Los Angeles	Compton Courthouse	C3030-Ceiling Finishes	\$ 820,512	\$ 820,512	\$ -
3,712	San Diego	South County Regional Center	C3030-Ceiling Finishes	\$ 850,127	\$ 850,127	\$ -
3,713	Imperial	Imperial County Courthouse	C3030-Ceiling Finishes	\$ 855,109	\$ 855,109	\$ -
3,714	Los Angeles	Norwalk Courthouse	C3030-Ceiling Finishes	\$ 1,085,740	\$ 923,205	\$ 162,535
3,715	Los Angeles	Pomona Courthouse South	C3030-Ceiling Finishes	\$ 923,760	\$ 923,760	\$ -
3,716	Los Angeles	Metropolitan Courthouse	C3030-Ceiling Finishes	\$ 1,007,629	\$ 952,612	\$ 55,017
3,717	San Francisco	Hall of Justice	C3030-Ceiling Finishes	\$ 959,320	\$ 959,320	\$ -
3,718	Los Angeles	Compton Courthouse	C3030-Ceiling Finishes	\$ 996,336	\$ 996,336	\$ -
3,719	Orange	Betty Lou Lamoreaux Justice Center	C3030-Ceiling Finishes	\$ 1,246,375	\$ 996,477	\$ 249,898
3,720	Riverside	Hall of Justice	C3030-Ceiling Finishes	\$ 1,002,006	\$ 1,002,006	\$ -
3,721	Kern	Bakersfield Justice Bldg.	C3030-Ceiling Finishes	\$ 1,032,088	\$ 1,032,088	\$ -
3,722	Alameda	Wiley W. Manuel Courthouse	C3030-Ceiling Finishes	\$ 1,241,262	\$ 1,040,178	\$ 201,084
3,723	Humboldt	Humboldt County Courthouse (Eureka)	C3030-Ceiling Finishes	\$ 1,042,114	\$ 1,042,114	\$ -
3,724	Los Angeles	Compton Courthouse	C3030-Ceiling Finishes	\$ 1,045,176	\$ 1,045,176	\$ -
3,725	Kern	Bakersfield Superior Court	C3030-Ceiling Finishes	\$ 1,072,954	\$ 1,072,954	\$ -
3,726	Los Angeles	Edmund D. Edelman Children's Court	C3030-Ceiling Finishes	\$ 1,536,589	\$ 1,075,459	\$ 461,130
3,727	Santa Clara	Hall of Justice (East)	C3030-Ceiling Finishes	\$ 1,089,317	\$ 1,089,317	\$ -
3,728	Orange	Central Justice Center	C3030-Ceiling Finishes	\$ 1,198,438	\$ 1,092,616	\$ 105,822
3,729	Alameda	Fremont Hall of Justice	C3030-Ceiling Finishes	\$ 1,099,898	\$ 1,099,898	\$ -
3,730	Orange	Betty Lou Lamoreaux Justice Center	C3030-Ceiling Finishes	\$ 1,111,000	\$ 1,111,000	\$ -
3,731	Solano	Hall of Justice	C3030-Ceiling Finishes	\$ 1,177,440	\$ 1,177,440	\$ -
3,732	Riverside	Larson Justice Center	C3030-Ceiling Finishes	\$ 1,179,273	\$ 1,179,273	\$ -



Line #	County	Facility Name	Project System Targeted for Renewal	Project Rough Order of Magnitude	Judicial Branch Share of Cost	County Share of Cost
3,733	Los Angeles	Bellflower Courthouse	C3030-Ceiling Finishes	\$ 1,513,381	\$ 1,179,529	\$ 333,852
3,734	Alameda	Hayward Hall of Justice	C3030-Ceiling Finishes	\$ 1,216,652	\$ 1,216,652	\$ -
3,735	San Diego	Hall of Justice	C3030-Ceiling Finishes	\$ 1,228,953	\$ 1,228,953	\$ -
3,736	San Francisco	Civic Center Courthouse	C3030-Ceiling Finishes	\$ 1,274,118	\$ 1,274,118	\$ -
3,737	Riverside	Southwest Justice Center	C3030-Ceiling Finishes	\$ 1,669,140	\$ 1,275,223	\$ 393,917
3,738	Alameda	Hayward Hall of Justice	C3030-Ceiling Finishes	\$ 1,276,257	\$ 1,276,257	\$ -
3,739	Los Angeles	Airport Courthouse	C3030-Ceiling Finishes	\$ 1,664,777	\$ 1,284,708	\$ 380,069
3,740	San Diego	North County Regional Center - South	C3030-Ceiling Finishes	\$ 1,939,872	\$ 1,304,370	\$ 635,502
3,741	Santa Clara	Hall of Justice (West)	C3030-Ceiling Finishes	\$ 1,312,344	\$ 1,312,344	\$ -
3,742	Los Angeles	San Fernando Courthouse	C3030-Ceiling Finishes	\$ 1,321,414	\$ 1,321,414	\$ -
3,743	Ventura	Hall of Justice	C3030-Ceiling Finishes	\$ 1,338,480	\$ 1,338,480	\$ -
3,744	Riverside	Hall of Justice	C3030-Ceiling Finishes	\$ 1,517,923	\$ 1,517,923	\$ -
3,745	Sacramento	Gordon Schaber Sacramento Superior Court	C3030-Ceiling Finishes	\$ 1,736,856	\$ 1,736,856	\$ -
3,746	Los Angeles	Michael D. Antonovich Antelope Valley Courthouse	C3030-Ceiling Finishes	\$ 2,381,306	\$ 1,750,498	\$ 630,808
3,747	Los Angeles	Van Nuys Courthouse West	C3030-Ceiling Finishes	\$ 2,208,430	\$ 1,777,344	\$ 431,086
3,748	Los Angeles	Clara Shortridge Foltz Criminal Justice Center	C3030-Ceiling Finishes	\$ 2,674,980	\$ 1,840,119	\$ 834,861
3,749	Los Angeles	Chatsworth Courthouse	C3030-Ceiling Finishes	\$ 2,337,449	\$ 1,958,782	\$ 378,667
3,750	Los Angeles	Van Nuys Courthouse East	C3030-Ceiling Finishes	\$ 2,243,402	\$ 2,013,229	\$ 230,173
3,751	San Diego	Hall of Justice	C3030-Ceiling Finishes	\$ 2,062,216	\$ 2,062,216	\$ -
3,752	Sacramento	Gordon Schaber Sacramento Superior Court	C3030-Ceiling Finishes	\$ 2,325,840	\$ 2,325,840	\$ -
3,753	Los Angeles	Stanley Mosk Courthouse	C3030-Ceiling Finishes	\$ 2,852,064	\$ 2,773,917	\$ 78,147
3,754	Los Angeles	Clara Shortridge Foltz Criminal Justice Center	C3030-Ceiling Finishes	\$ 4,316,796	\$ 2,969,524	\$ 1,347,272
3,755	Orange	Harbor Justice Center-Newport Beach Facility	C30-Interior Finishes	\$ 42,306	\$ 42,306	\$ -
3,756	Orange	West Justice Center	C30-Interior Finishes	\$ 43,268	\$ 43,268	\$ -
3,757	Orange	Betty Lou Lamoreaux Justice Center	C30-Interior Finishes	\$ 68,747	\$ 68,747	\$ -
3,758	Orange	Central Justice Center	C30-Interior Finishes	\$ 149,153	\$ 149,153	\$ -
3,759	Los Angeles	Hall of Records	D1010-Elevators and Lifts	\$ 3,881	\$ 411	\$ 3,470
3,760	Alameda	Wiley W. Manuel Courthouse	D1010-Elevators and Lifts	\$ 1,071	\$ 1,071	\$ -
3,761	Los Angeles	Hall of Records	D1010-Elevators and Lifts	\$ 13,895	\$ 1,471	\$ 12,424
3,762	Los Angeles	Hall of Records	D1010-Elevators and Lifts	\$ 38,482	\$ 4,075	\$ 34,407



Line #	County	Facility Name	Project System Targeted for Renewal	Project Rough Order of Magnitude	Judicial Branch Share of Cost	County Share of Cost
3,763	Los Angeles	Hall of Records	D1010-Elevators and Lifts	\$ 45,123	\$ 4,779	\$ 40,344
3,764	Sacramento	Carol Miller Justice Center Court Facility	D1010-Elevators and Lifts	\$ 5,124	\$ 5,124	\$ -
3,765	Los Angeles	Hall of Records	D1010-Elevators and Lifts	\$ 65,981	\$ 6,987	\$ 58,994
3,766	Los Angeles	Metropolitan Courthouse	D1010-Elevators and Lifts	\$ 9,554	\$ 9,032	\$ 522
3,767	Santa Barbara	Santa Maria Courts, Bldg G	D1010-Elevators and Lifts	\$ 9,119	\$ 9,119	\$ -
3,768	Los Angeles	Norwalk Courthouse	D1010-Elevators and Lifts	\$ 10,927	\$ 9,291	\$ 1,636
3,769	Los Angeles	Glendale Courthouse	D1010-Elevators and Lifts	\$ 18,194	\$ 16,473	\$ 1,721
3,770	Los Angeles	Van Nuys Courthouse West	D1010-Elevators and Lifts	\$ 25,066	\$ 20,173	\$ 4,893
3,771	Los Angeles	Van Nuys Courthouse West	D1010-Elevators and Lifts	\$ 26,418	\$ 21,261	\$ 5,157
3,772	Los Angeles	Van Nuys Courthouse West	D1010-Elevators and Lifts	\$ 28,587	\$ 23,007	\$ 5,580
3,773	Nevada	Nevada City Courthouse	D1010-Elevators and Lifts	\$ 42,213	\$ 27,650	\$ 14,563
3,774	Los Angeles	Van Nuys Courthouse East	D1010-Elevators and Lifts	\$ 45,613	\$ 40,933	\$ 4,680
3,775	Stanislaus	Modesto Main Courthouse	D1010-Elevators and Lifts	\$ 41,062	\$ 40,976	\$ 86
3,776	Santa Clara	Historic Courthouse	D1010-Elevators and Lifts	\$ 45,970	\$ 45,970	\$ -
3,777	Los Angeles	Van Nuys Courthouse West	D1010-Elevators and Lifts	\$ 67,523	\$ 54,343	\$ 13,180
3,778	Orange	North Justice Center	D1010-Elevators and Lifts	\$ 74,783	\$ 67,537	\$ 7,246
3,779	Humboldt	Humboldt County Courthouse (Eureka)	D1010-Elevators and Lifts	\$ 217,485	\$ 72,553	\$ 144,932
3,780	Los Angeles	Glendale Courthouse	D1010-Elevators and Lifts	\$ 86,160	\$ 78,009	\$ 8,151
3,781	San Luis Obispo	Courthouse Annex	D1010-Elevators and Lifts	\$ 166,403	\$ 82,769	\$ 83,634
3,782	San Diego	County Courthouse	D1010-Elevators and Lifts	\$ 108,662	\$ 84,126	\$ 24,536
3,783	Los Angeles	Compton Courthouse	D1010-Elevators and Lifts	\$ 127,616	\$ 84,392	\$ 43,224
3,784	Shasta	Main Courthouse	D1010-Elevators and Lifts	\$ 126,704	\$ 88,325	\$ 38,379
3,785	Orange	Harbor Justice Center-Newport Beach Facility	D1010-Elevators and Lifts	\$ 110,193	\$ 92,915	\$ 17,278
3,786	Los Angeles	Van Nuys Courthouse West	D1010-Elevators and Lifts	\$ 122,232	\$ 98,372	\$ 23,860
3,787	Los Angeles	Pomona Courthouse North	D1010-Elevators and Lifts	\$ 103,324	\$ 103,324	\$ -
3,788	San Diego	North County Regional Center - North	D1010-Elevators and Lifts	\$ 106,496	\$ 106,496	\$ -
3,789	Solano	Solano Justice Building	D1010-Elevators and Lifts	\$ 106,947	\$ 106,947	\$ -
3,790	Contra Costa	Walnut Creek Courthouse	D1010-Elevators and Lifts	\$ 107,249	\$ 107,249	\$ -
3,791	San Bernardino	Barstow Courthouse	D1010-Elevators and Lifts	\$ 109,596	\$ 109,596	\$ -
3,792	San Bernardino	Fontana Courthouse	D1010-Elevators and Lifts	\$ 109,596	\$ 109,596	\$ -
3,793	Orange	North Justice Center	D1010-Elevators and Lifts	\$ 121,426	\$ 109,660	\$ 11,766
3,794	Santa Clara	Santa Clara Courthouse	D1010-Elevators and Lifts	\$ 110,502	\$ 110,502	\$ -
3,795	Los Angeles	Burbank Courthouse	D1010-Elevators and Lifts	\$ 122,293	\$ 110,993	\$ 11,300
3,796	San Mateo	Northern Branch Courthouse	D1010-Elevators and Lifts	\$ 113,048	\$ 113,048	\$ -
3,797	Riverside	Corona	D1010-Elevators and Lifts	\$ 116,501	\$ 116,501	\$ -



Line #	County	Facility Name	Project System Targeted for Renewal	Project Rough Order of Magnitude	Judicial Branch Share of Cost	County Share of Cost
3,798	El Dorado	Main St. Courthouse	D1010-Elevators and Lifts	\$ 117,250	\$ 117,250	\$ -
3,799	Alameda	Hayward Hall of Justice	D1010-Elevators and Lifts	\$ 133,842	\$ 118,182	\$ 15,660
3,800	Alameda	Fremont Hall of Justice	D1010-Elevators and Lifts	\$ 119,351	\$ 119,351	\$ -
3,801	Los Angeles	El Monte Courthouse	D1010-Elevators and Lifts	\$ 208,321	\$ 121,076	\$ 87,245
3,802	Los Angeles	El Monte Courthouse	D1010-Elevators and Lifts	\$ 208,321	\$ 121,076	\$ 87,245
3,803	Los Angeles	Van Nuys Courthouse East	D1010-Elevators and Lifts	\$ 137,549	\$ 123,436	\$ 14,113
3,804	Tulare	Visalia Superior Court	D1010-Elevators and Lifts	\$ 125,262	\$ 125,262	\$ -
3,805	Alameda	Hayward Hall of Justice	D1010-Elevators and Lifts	\$ 148,333	\$ 130,978	\$ 17,355
3,806	San Diego	Juvenile Court	D1010-Elevators and Lifts	\$ 132,544	\$ 132,544	\$ -
3,807	Alameda	Fremont Hall of Justice	D1010-Elevators and Lifts	\$ 133,842	\$ 133,842	\$ -
3,808	Los Angeles	Chatsworth Courthouse	D1010-Elevators and Lifts	\$ 163,035	\$ 136,623	\$ 26,412
3,809	Orange	North Justice Center	D1010-Elevators and Lifts	\$ 153,073	\$ 138,240	\$ 14,833
3,810	Santa Clara	Santa Clara Courthouse	D1010-Elevators and Lifts	\$ 139,465	\$ 139,465	\$ -
3,811	Nevada	Nevada City Courthouse	D1010-Elevators and Lifts	\$ 213,870	\$ 140,085	\$ 73,785
3,812	Santa Barbara	Santa Maria Courts Bldgs C + D	D1010-Elevators and Lifts	\$ 262,385	\$ 143,525	\$ 118,860
3,813	Los Angeles	Stanley Mosk Courthouse	D1010-Elevators and Lifts	\$ 151,040	\$ 146,902	\$ 4,138
3,814	Los Angeles	West Covina Courthouse	D1010-Elevators and Lifts	\$ 155,333	\$ 155,333	\$ -
3,815	Tulare	Visalia Superior Court	D1010-Elevators and Lifts	\$ 167,016	\$ 167,016	\$ -
3,816	Los Angeles	Pasadena Courthouse	D1010-Elevators and Lifts	\$ 243,730	\$ 169,027	\$ 74,703
3,817	Los Angeles	Central Arraignment Courts	D1010-Elevators and Lifts	\$ 188,575	\$ 170,151	\$ 18,424
3,818	Los Angeles	Clara Shortridge Foltz Criminal Justice Center	D1010-Elevators and Lifts	\$ 260,318	\$ 179,073	\$ 81,245
3,819	Santa Clara	Downtown Superior Court	D1010-Elevators and Lifts	\$ 181,930	\$ 181,930	\$ -
3,820	Orange	Harbor Justice Center-Newport Beach Facility	D1010-Elevators and Lifts	\$ 220,386	\$ 185,829	\$ 34,557
3,821	Ventura	Hall of Justice	D1010-Elevators and Lifts	\$ 297,631	\$ 207,925	\$ 89,706
3,822	Los Angeles	Alhambra Courthouse	D1010-Elevators and Lifts	\$ 243,073	\$ 209,043	\$ 34,030
3,823	Los Angeles	Alhambra Courthouse	D1010-Elevators and Lifts	\$ 243,073	\$ 209,043	\$ 34,030
3,824	Alameda	George E. McDonald Hall of Justice	D1010-Elevators and Lifts	\$ 214,497	\$ 214,497	\$ -
3,825	Alameda	Wiley W. Manuel Courthouse	D1010-Elevators and Lifts	\$ 217,658	\$ 217,658	\$ -
3,826	Los Angeles	Clara Shortridge Foltz Criminal Justice Center	D1010-Elevators and Lifts	\$ 323,965	\$ 222,856	\$ 101,109
3,827	Riverside	Southwest Justice Center	D1010-Elevators and Lifts	\$ 315,239	\$ 240,843	\$ 74,396
3,828	San Diego	North County Regional Center - South	D1010-Elevators and Lifts	\$ 366,896	\$ 246,701	\$ 120,195
3,829	Fresno	B.F. Sisk Courthouse	D1010-Elevators and Lifts	\$ 248,214	\$ 248,214	\$ -
3,830	Solano	Hall of Justice	D1010-Elevators and Lifts	\$ 249,439	\$ 249,439	\$ -



Line #	County	Facility Name	Project System Targeted for Renewal	Project Rough Order of Magnitude	Judicial Branch Share of Cost	County Share of Cost
3,831	Tulare	Visalia Superior Court	D1010-Elevators and Lifts	\$ 794,553	\$ 256,879	\$ 537,674
3,832	Contra Costa	Wakefield Taylor Courthouse	D1010-Elevators and Lifts	\$ 268,990	\$ 268,990	\$ -
3,833	Los Angeles	Van Nuys Courthouse West	D1010-Elevators and Lifts	\$ 335,765	\$ 270,224	\$ 65,541
3,834	Contra Costa	Wakefield Taylor Courthouse	D1010-Elevators and Lifts	\$ 273,927	\$ 273,927	\$ -
3,835	Los Angeles	Torrance Courthouse	D1010-Elevators and Lifts	\$ 312,481	\$ 282,577	\$ 29,904
3,836	San Luis Obispo	Courthouse Annex	D1010-Elevators and Lifts	\$ 332,805	\$ 332,805	\$ -
3,837	Contra Costa	George D. Carroll Courthouse	D1010-Elevators and Lifts	\$ 338,881	\$ 338,881	\$ -
3,838	Los Angeles	Central Arraignment Courts	D1010-Elevators and Lifts	\$ 377,151	\$ 340,303	\$ 36,848
3,839	Los Angeles	Van Nuys Courthouse East	D1010-Elevators and Lifts	\$ 391,182	\$ 351,047	\$ 40,135
3,840	Los Angeles	El Monte Courthouse	D1010-Elevators and Lifts	\$ 624,962	\$ 363,228	\$ 261,734
3,841	San Diego	East County Regional Center	D1010-Elevators and Lifts	\$ 366,896	\$ 366,896	\$ -
3,842	Ventura	Hall of Justice	D1010-Elevators and Lifts	\$ 533,814	\$ 372,922	\$ 160,892
3,843	Solano	Hall of Justice	D1010-Elevators and Lifts	\$ 374,159	\$ 374,159	\$ -
3,844	Orange	North Justice Center	D1010-Elevators and Lifts	\$ 418,936	\$ 378,341	\$ 40,595
3,845	Los Angeles	Torrance Courthouse	D1010-Elevators and Lifts	\$ 380,470	\$ 380,470	\$ -
3,846	Fresno	B.F. Sisk Courthouse	D1010-Elevators and Lifts	\$ 386,111	\$ 386,111	\$ -
3,847	Los Angeles	Van Nuys Courthouse West	D1010-Elevators and Lifts	\$ 481,579	\$ 387,575	\$ 94,004
3,848	Los Angeles	Whittier Courthouse	D1010-Elevators and Lifts	\$ 392,588	\$ 392,588	\$ -
3,849	Los Angeles	Van Nuys Courthouse West	D1010-Elevators and Lifts	\$ 497,505	\$ 400,392	\$ 97,113
3,850	Kern	Bakersfield Justice Bldg.	D1010-Elevators and Lifts	\$ 417,142	\$ 417,142	\$ -
3,851	Los Angeles	Van Nuys Courthouse West	D1010-Elevators and Lifts	\$ 538,540	\$ 433,417	\$ 105,123
3,852	Alameda	Fremont Hall of Justice	D1010-Elevators and Lifts	\$ 443,487	\$ 443,487	\$ -
3,853	Los Angeles	Pasadena Courthouse	D1010-Elevators and Lifts	\$ 643,448	\$ 446,231	\$ 197,217
3,854	Los Angeles	Clara Shortridge Foltz Criminal Justice Center	D1010-Elevators and Lifts	\$ 689,438	\$ 474,264	\$ 215,174
3,855	Kern	Bakersfield Justice Bldg.	D1010-Elevators and Lifts	\$ 503,680	\$ 503,680	\$ -
3,856	Los Angeles	Whittier Courthouse	D1010-Elevators and Lifts	\$ 514,675	\$ 514,675	\$ -
3,857	Ventura	Hall of Justice	D1010-Elevators and Lifts	\$ 829,906	\$ 579,772	\$ 250,134
3,858	San Bernardino	San Bernardino Courthouse - Annex	D1010-Elevators and Lifts	\$ 632,611	\$ 605,029	\$ 27,582
3,859	Los Angeles	Alhambra Courthouse	D1010-Elevators and Lifts	\$ 729,220	\$ 627,129	\$ 102,091
3,860	San Diego	County Courthouse	D1010-Elevators and Lifts	\$ 883,659	\$ 684,129	\$ 199,530
3,861	Los Angeles	Van Nuys Courthouse East	D1010-Elevators and Lifts	\$ 786,939	\$ 706,199	\$ 80,740
3,862	Kern	Bakersfield Superior Court	D1010-Elevators and Lifts	\$ 798,578	\$ 798,578	\$ -
3,863	Los Angeles	Beverly Hills Courthouse	D1010-Elevators and Lifts	\$ 1,026,067	\$ 815,928	\$ 210,139
3,864	Los Angeles	Torrance Courthouse	D1010-Elevators and Lifts	\$ 937,444	\$ 847,731	\$ 89,713
3,865	Alameda	Hayward Hall of Justice	D1010-Elevators and Lifts	\$ 850,965	\$ 850,965	\$ -



Line #	County	Facility Name	Project System Targeted for Renewal	Project Rough Order of Magnitude	Judicial Branch Share of Cost	County Share of Cost
3,866	Los Angeles	Clara Shortridge Foltz Criminal Justice Center	D1010-Elevators and Lifts	\$ 1,378,876	\$ 948,529	\$ 430,347
3,867	Alameda	Wiley W. Manuel Courthouse	D1010-Elevators and Lifts	\$ 1,021,158	\$ 1,021,158	\$ -
3,868	Los Angeles	Van Nuys Courthouse East	D1010-Elevators and Lifts	\$ 1,180,409	\$ 1,059,299	\$ 121,110
3,869	Santa Clara	Downtown Superior Court	D1010-Elevators and Lifts	\$ 1,060,576	\$ 1,060,576	\$ -
3,870	Ventura	Hall of Justice	D1010-Elevators and Lifts	\$ 1,601,441	\$ 1,118,767	\$ 482,674
3,871	Los Angeles	Clara Shortridge Foltz Criminal Justice Center	D1010-Elevators and Lifts	\$ 1,792,539	\$ 1,233,088	\$ 559,451
3,872	San Diego	South County Regional Center	D1010-Elevators and Lifts	\$ 1,257,931	\$ 1,257,931	\$ -
3,873	Los Angeles	Van Nuys Courthouse West	D1010-Elevators and Lifts	\$ 1,756,861	\$ 1,413,922	\$ 342,939
3,874	Los Angeles	Clara Shortridge Foltz Criminal Justice Center	D1010-Elevators and Lifts	\$ 2,757,753	\$ 1,897,058	\$ 860,695
3,875	Los Angeles	Stanley Mosk Courthouse	D1010-Elevators and Lifts	\$ 2,052,133	\$ 1,995,905	\$ 56,228
3,876	Los Angeles	Inglewood Courthouse	D1010-Elevators and Lifts	\$ 2,857,986	\$ 2,857,986	\$ -
3,877	Los Angeles	Edmund D. Edelman Children's Court	D1010-Elevators and Lifts	\$ 5,226,146	\$ 3,657,780	\$ 1,568,366
3,878	Los Angeles	Clara Shortridge Foltz Criminal Justice Center	D1010-Elevators and Lifts	\$ 6,776,044	\$ 4,661,241	\$ 2,114,803
3,879	Stanislaus	Hall of Records	D1013-Lifts	\$ 11,269	\$ 5,271	\$ 5,998
3,880	Los Angeles	Santa Clarita Courthouse	D1013-Lifts	\$ 11,051	\$ 9,768	\$ 1,283
3,881	Los Angeles	Edmund D. Edelman Children's Court	D1013-Lifts	\$ 15,698	\$ 10,987	\$ 4,711
3,882	Stanislaus	Modesto Main Courthouse	D1013-Lifts	\$ 11,260	\$ 11,236	\$ 24
3,883	Kern	Bakersfield Superior Court	D1013-Lifts	\$ 15,730	\$ 15,730	\$ -
3,884	San Mateo	Hall of Justice	D1013-Lifts	\$ 16,103	\$ 16,103	\$ -
3,885	Fresno	Fresno County Courthouse	D1013-Lifts	\$ 16,890	\$ 16,199	\$ 691
3,886	Los Angeles	Burbank Courthouse	D1013-Lifts	\$ 22,103	\$ 20,061	\$ 2,042
3,887	Los Angeles	Hollywood Courthouse	D1013-Lifts	\$ 25,213	\$ 22,967	\$ 2,246
3,888	Tulare	Visalia Superior Court	D1013-Lifts	\$ 87,224	\$ 28,200	\$ 59,024
3,889	Los Angeles	West Covina Courthouse	D1013-Lifts	\$ 47,094	\$ 47,094	\$ -
3,890	Los Angeles	Bellflower Courthouse	D1013-Lifts	\$ 62,791	\$ 62,791	\$ -
3,891	Los Angeles	Pomona Courthouse North	D1013-Lifts	\$ 62,791	\$ 62,791	\$ -
3,892	Los Angeles	Pomona Courthouse South	D1013-Lifts	\$ 62,791	\$ 62,791	\$ -
3,893	San Diego	Hall of Justice	D1013-Lifts	\$ 186,766	\$ 75,155	\$ 111,611
3,894	Los Angeles	Downey Courthouse	D1013-Lifts	\$ 109,885	\$ 109,885	\$ -
3,895	San Diego	East County Regional Center	D1013-Lifts	\$ 175,311	\$ 118,703	\$ 56,608
3,896	Santa Clara	Hall of Justice (East)	D1013-Lifts	\$ 217,599	\$ 217,599	\$ -
3,897	Kern	Bakersfield Justice Bldg.	D1020-Escalators and Moving Walks	\$ 480,694	\$ 245,538	\$ 235,156



Line #	County	Facility Name	Project System Targeted for Renewal	Project Rough Order of Magnitude	Judicial Branch Share of Cost	County Share of Cost
3,898	San Diego	South County Regional Center	D1020-Escalators and Moving Walks	\$ 944,472	\$ 338,499	\$ 605,973
3,899	Los Angeles	Van Nuys Courthouse West	D1020-Escalators and Moving Walks	\$ 961,388	\$ 773,725	\$ 187,663
3,900	Los Angeles	Stanley Mosk Courthouse	D1020-Escalators and Moving Walks	\$ 6,227,878	\$ 6,057,234	\$ 170,644
3,901	Los Angeles	Stanley Mosk Courthouse	D1020-Escalators and Moving Walks	\$ 11,630,116	\$ 11,311,451	\$ 318,665
3,902	Ventura	Hall of Justice	D1090-Other Conveying Systems	\$ 35,979	\$ 25,135	\$ 10,844
3,903	Fresno	Fresno County Courthouse	D1090-Other Conveying Systems	\$ 26,989	\$ 26,989	\$ -
3,904	Fresno	Fresno County Courthouse	D1090-Other Conveying Systems	\$ 37,398	\$ 35,868	\$ 1,530
3,905	Los Angeles	Compton Courthouse	D1090-Other Conveying Systems	\$ 78,742	\$ 52,072	\$ 26,670
3,906	San Diego	County Courthouse	D1090-Other Conveying Systems	\$ 69,243	\$ 53,608	\$ 15,635
3,907	Los Angeles	Beverly Hills Courthouse	D1090-Other Conveying Systems	\$ 74,566	\$ 59,295	\$ 15,271
3,908	Alameda	Hayward Hall of Justice	D1090-Other Conveying Systems	\$ 60,953	\$ 60,953	\$ -
3,909	San Diego	Kearny Mesa Court	D1090-Other Conveying Systems	\$ 65,571	\$ 65,571	\$ -
3,910	Alameda	Fremont Hall of Justice	D1092-Pneumatic Tube Systems	\$ 177,565	\$ 177,565	\$ -
3,911	Placer	Historic Courthouse	D10-Conveying	\$ 101,541	\$ 101,541	\$ -
3,912	San Bernardino	Rancho Cucamonga Courthouse	D10-Conveying	\$ 297,701	\$ 226,402	\$ 71,299
3,913	San Bernardino	Chino Courthouse	D10-Conveying	\$ 363,581	\$ 363,581	\$ -
3,914	Los Angeles	Hall of Records	D2010-Plumbing Fixtures	\$ 3,034	\$ 321	\$ 2,713
3,915	Los Angeles	Hall of Records	D2010-Plumbing Fixtures	\$ 3,822	\$ 405	\$ 3,417
3,916	Los Angeles	Hall of Records	D2010-Plumbing Fixtures	\$ 4,718	\$ 500	\$ 4,218
3,917	Los Angeles	Eastlake Juvenile Court	D2010-Plumbing Fixtures	\$ 1,527	\$ 836	\$ 691
3,918	Los Angeles	Hall of Records	D2010-Plumbing Fixtures	\$ 8,072	\$ 855	\$ 7,217
3,919	Los Angeles	Monrovia Training Center	D2010-Plumbing Fixtures	\$ 1,298	\$ 912	\$ 386
3,920	Los Angeles	Monrovia Training Center	D2010-Plumbing Fixtures	\$ 1,325	\$ 931	\$ 394
3,921	Los Angeles	Pasadena Courthouse	D2010-Plumbing Fixtures	\$ 1,463	\$ 1,015	\$ 448
3,922	Los Angeles	Hall of Records	D2010-Plumbing Fixtures	\$ 9,890	\$ 1,047	\$ 8,843
3,923	Los Angeles	David M. Kenyon Juvenile Justice Center	D2010-Plumbing Fixtures	\$ 2,600	\$ 1,057	\$ 1,543
3,924	Los Angeles	Edmund D. Edelman Children's Court	D2010-Plumbing Fixtures	\$ 1,527	\$ 1,069	\$ 458
3,925	Los Angeles	Sylmar Juvenile Court	D2010-Plumbing Fixtures	\$ 3,222	\$ 1,105	\$ 2,117
3,926	Santa Barbara	Santa Maria Courts, Bldg F	D2010-Plumbing Fixtures	\$ 1,245	\$ 1,245	\$ -
3,927	San Diego	Trailer - Storage A	D2010-Plumbing Fixtures	\$ 1,287	\$ 1,287	\$ -
3,928	Los Angeles	Los Padrinos Juvenile Court	D2010-Plumbing Fixtures	\$ 4,945	\$ 1,450	\$ 3,495
3,929	Alameda	Wiley W. Manuel Courthouse	D2010-Plumbing Fixtures	\$ 1,810	\$ 1,517	\$ 293
3,930	San Bernardino	Joshua Tree Courthouse	D2010-Plumbing Fixtures	\$ 4,674	\$ 1,581	\$ 3,093
3,931	Alameda	Fremont Hall of Justice	D2010-Plumbing Fixtures	\$ 1,754	\$ 1,754	\$ -
3,932	Los Angeles	Monrovia Training Center	D2010-Plumbing Fixtures	\$ 2,600	\$ 1,828	\$ 772
3,933	Los Angeles	Sylmar Juvenile Court	D2010-Plumbing Fixtures	\$ 5,381	\$ 1,846	\$ 3,535



Line #	County	Facility Name	Project System Targeted for Renewal	Project Rough Order of Magnitude	Judicial Branch Share of Cost	County Share of Cost
3,934	Santa Barbara	Santa Maria Courts, Bldg F	D2010-Plumbing Fixtures	\$ 1,944	\$ 1,944	\$ -
3,935	Kings	Avenal Court	D2010-Plumbing Fixtures	\$ 1,950	\$ 1,950	\$ -
3,936	Alameda	Hayward Hall of Justice	D2010-Plumbing Fixtures	\$ 2,264	\$ 1,999	\$ 265
3,937	Los Angeles	East Los Angeles Courthouse	D2010-Plumbing Fixtures	\$ 2,714	\$ 2,109	\$ 605
3,938	El Dorado	Bldg. C	D2010-Plumbing Fixtures	\$ 10,196	\$ 2,111	\$ 8,085
3,939	San Diego	Trailer - Dept 34	D2010-Plumbing Fixtures	\$ 2,156	\$ 2,156	\$ -
3,940	San Diego	Trailer - Dept 35	D2010-Plumbing Fixtures	\$ 2,156	\$ 2,156	\$ -
3,941	Los Angeles	Glendale Courthouse	D2010-Plumbing Fixtures	\$ 2,408	\$ 2,180	\$ 228
3,942	Los Angeles	Sylmar Juvenile Court	D2010-Plumbing Fixtures	\$ 6,790	\$ 2,330	\$ 4,460
3,943	Los Angeles	Los Padrinos Juvenile Court	D2010-Plumbing Fixtures	\$ 8,072	\$ 2,367	\$ 5,705
3,944	San Luis Obispo	Paso Robles Courthouse	D2010-Plumbing Fixtures	\$ 2,432	\$ 2,432	\$ -
3,945	Santa Barbara	Figueroa Division	D2010-Plumbing Fixtures	\$ 2,432	\$ 2,432	\$ -
3,946	Solano	Law And Justice Center	D2010-Plumbing Fixtures	\$ 2,435	\$ 2,435	\$ -
3,947	San Diego	Kearny Mesa Court	D2010-Plumbing Fixtures	\$ 2,444	\$ 2,444	\$ -
3,948	Los Angeles	Eastlake Juvenile Court	D2010-Plumbing Fixtures	\$ 4,521	\$ 2,477	\$ 2,044
3,949	Kings	Corcoran Court	D2010-Plumbing Fixtures	\$ 2,490	\$ 2,490	\$ -
3,950	Kern	Arvin/ Lamont Branch	D2010-Plumbing Fixtures	\$ 4,294	\$ 2,615	\$ 1,679
3,951	Kern	Taft Courts Bldg.	D2010-Plumbing Fixtures	\$ 2,632	\$ 2,632	\$ -
3,952	Sacramento	Juvenile Courthouse	D2010-Plumbing Fixtures	\$ 2,632	\$ 2,632	\$ -
3,953	Los Angeles	Los Padrinos Juvenile Court	D2010-Plumbing Fixtures	\$ 9,053	\$ 2,654	\$ 6,399
3,954	San Diego	Trailer - Family Support	D2010-Plumbing Fixtures	\$ 2,656	\$ 2,656	\$ -
3,955	Riverside	Blythe Courthouse - Superior Court	D2010-Plumbing Fixtures	\$ 2,717	\$ 2,717	\$ -
3,956	Los Angeles	Beverly Hills Courthouse	D2010-Plumbing Fixtures	\$ 3,424	\$ 2,723	\$ 701
3,957	Kern	Arvin/ Lamont Branch	D2010-Plumbing Fixtures	\$ 4,494	\$ 2,737	\$ 1,757
3,958	Los Angeles	Glendale Courthouse	D2010-Plumbing Fixtures	\$ 3,034	\$ 2,747	\$ 287
3,959	Los Angeles	Glendale Courthouse	D2010-Plumbing Fixtures	\$ 3,034	\$ 2,747	\$ 287
3,960	Los Angeles	Los Padrinos Juvenile Court	D2010-Plumbing Fixtures	\$ 9,437	\$ 2,767	\$ 6,670
3,961	Los Angeles	Eastlake Juvenile Court	D2010-Plumbing Fixtures	\$ 5,063	\$ 2,774	\$ 2,289
3,962	Orange	North Justice Center	D2010-Plumbing Fixtures	\$ 3,079	\$ 2,781	\$ 298
3,963	Los Angeles	Los Padrinos Juvenile Court	D2010-Plumbing Fixtures	\$ 9,555	\$ 2,802	\$ 6,753
3,964	Los Angeles	David M. Kenyon Juvenile Justice Center	D2010-Plumbing Fixtures	\$ 7,014	\$ 2,852	\$ 4,162
3,965	Santa Barbara	Santa Maria Juvenile Court (New)	D2010-Plumbing Fixtures	\$ 4,332	\$ 2,872	\$ 1,460
3,966	Los Angeles	El Monte Courthouse	D2010-Plumbing Fixtures	\$ 5,200	\$ 3,022	\$ 2,178
3,967	Los Angeles	Santa Clarita Courthouse	D2010-Plumbing Fixtures	\$ 3,420	\$ 3,023	\$ 397
3,968	Kings	Avenal Court	D2010-Plumbing Fixtures	\$ 3,037	\$ 3,037	\$ -
3,969	Contra Costa	Jail Annex	D2010-Plumbing Fixtures	\$ 3,103	\$ 3,103	\$ -



Line #	County	Facility Name	Project System Targeted for Renewal	Project Rough Order of Magnitude	Judicial Branch Share of Cost	County Share of Cost
3,970	Contra Costa	Concord Courthouse	D2010-Plumbing Fixtures	\$ 3,145	\$ 3,145	\$ -
3,971	El Dorado	Johnson Bldg.	D2010-Plumbing Fixtures	\$ 3,146	\$ 3,146	\$ -
3,972	Merced	Main Merced Courthouse	D2010-Plumbing Fixtures	\$ 3,179	\$ 3,179	\$ -
3,973	Los Angeles	Beverly Hills Courthouse	D2010-Plumbing Fixtures	\$ 4,071	\$ 3,237	\$ 834
3,974	Los Angeles	David M. Kenyon Juvenile Justice Center	D2010-Plumbing Fixtures	\$ 8,072	\$ 3,282	\$ 4,790
3,975	Santa Barbara	Santa Maria Courts, Bldgs. A + B	D2010-Plumbing Fixtures	\$ 3,325	\$ 3,325	\$ -
3,976	Kings	Corcoran Court	D2010-Plumbing Fixtures	\$ 3,877	\$ 3,396	\$ 481
3,977	Shasta	Main Courthouse	D2010-Plumbing Fixtures	\$ 4,875	\$ 3,398	\$ 1,477
3,978	Riverside	Corona	D2010-Plumbing Fixtures	\$ 6,327	\$ 3,418	\$ 2,909
3,979	Los Angeles	El Monte Courthouse	D2010-Plumbing Fixtures	\$ 5,899	\$ 3,428	\$ 2,471
3,980	Kern	Shafter/Wasco Courts Bldg.	D2010-Plumbing Fixtures	\$ 3,969	\$ 3,570	\$ 399
3,981	Napa	Historic Courthouse	D2010-Plumbing Fixtures	\$ 3,579	\$ 3,579	\$ -
3,982	Los Angeles	Downey Courthouse	D2010-Plumbing Fixtures	\$ 4,303	\$ 3,602	\$ 701
3,983	Santa Barbara	Santa Maria Courts, Bldg F	D2010-Plumbing Fixtures	\$ 3,648	\$ 3,648	\$ -
3,984	Santa Barbara	Santa Maria Courts, Bldgs. A + B	D2010-Plumbing Fixtures	\$ 3,648	\$ 3,648	\$ -
3,985	El Dorado	Cameron Park	D2010-Plumbing Fixtures	\$ 3,664	\$ 3,664	\$ -
3,986	Los Angeles	Van Nuys Courthouse West	D2010-Plumbing Fixtures	\$ 4,635	\$ 3,730	\$ 905
3,987	San Francisco	Polk St. Annex	D2010-Plumbing Fixtures	\$ 3,739	\$ 3,739	\$ -
3,988	Alameda	Fremont Hall of Justice	D2010-Plumbing Fixtures	\$ 4,800	\$ 3,811	\$ 989
3,989	San Joaquin	Lodi Branch- Dept. 2	D2010-Plumbing Fixtures	\$ 3,858	\$ 3,858	\$ -
3,990	Los Angeles	Inglewood Juvenile Court	D2010-Plumbing Fixtures	\$ 3,937	\$ 3,937	\$ -
3,991	Los Angeles	Van Nuys Courthouse East	D2010-Plumbing Fixtures	\$ 4,399	\$ 3,948	\$ 451
3,992	Napa	Historic Courthouse	D2010-Plumbing Fixtures	\$ 4,215	\$ 3,962	\$ 253
3,993	Santa Barbara	Santa Maria Courts, Bldg F	D2010-Plumbing Fixtures	\$ 4,035	\$ 4,035	\$ -
3,994	Kern	Taft Courts Bldg.	D2010-Plumbing Fixtures	\$ 4,039	\$ 4,039	\$ -
3,995	Kern	Shafter/Wasco Courts Bldg.	D2010-Plumbing Fixtures	\$ 4,494	\$ 4,042	\$ 452
3,996	Los Angeles	Malibu Courthouse	D2010-Plumbing Fixtures	\$ 10,762	\$ 4,087	\$ 6,675
3,997	Los Angeles	Van Nuys Courthouse East	D2010-Plumbing Fixtures	\$ 4,635	\$ 4,159	\$ 476
3,998	San Luis Obispo	1070 Palm St.	D2010-Plumbing Fixtures	\$ 4,185	\$ 4,185	\$ -
3,999	Kern	Delano/North Kern Court	D2010-Plumbing Fixtures	\$ 4,187	\$ 4,187	\$ -
4,000	Los Angeles	Van Nuys Courthouse West	D2010-Plumbing Fixtures	\$ 5,242	\$ 4,219	\$ 1,023
4,001	Kern	Delano/North Kern Court	D2010-Plumbing Fixtures	\$ 5,264	\$ 4,245	\$ 1,019
4,002	El Dorado	Johnson Bldg.	D2010-Plumbing Fixtures	\$ 4,278	\$ 4,278	\$ -
4,003	Los Angeles	Eastlake Juvenile Court	D2010-Plumbing Fixtures	\$ 7,849	\$ 4,300	\$ 3,549
4,004	San Mateo	Central Branch	D2010-Plumbing Fixtures	\$ 4,396	\$ 4,396	\$ -
4,005	Los Angeles	Eastlake Juvenile Court	D2010-Plumbing Fixtures	\$ 8,072	\$ 4,422	\$ 3,650



Line #	County	Facility Name	Project System Targeted for Renewal	Project Rough Order of Magnitude	Judicial Branch Share of Cost	County Share of Cost
4,006	Del Norte	Del Norte County Superior Court	D2010-Plumbing Fixtures	\$ 7,280	\$ 4,460	\$ 2,820
4,007	Shasta	Main Courthouse	D2010-Plumbing Fixtures	\$ 6,436	\$ 4,487	\$ 1,949
4,008	Del Norte	Del Norte County Superior Court	D2010-Plumbing Fixtures	\$ 7,327	\$ 4,489	\$ 2,838
4,009	Kern	Bakersfield Justice Bldg.	D2010-Plumbing Fixtures	\$ 4,494	\$ 4,494	\$ -
4,010	Los Angeles	Torrance Courthouse	D2010-Plumbing Fixtures	\$ 4,973	\$ 4,497	\$ 476
4,011	Kern	Delano/North Kern Court	D2010-Plumbing Fixtures	\$ 4,533	\$ 4,533	\$ -
4,012	Kern	Taft Courts Bldg.	D2010-Plumbing Fixtures	\$ 4,533	\$ 4,533	\$ -
4,013	Kings	Avenal Court	D2010-Plumbing Fixtures	\$ 4,668	\$ 4,668	\$ -
4,014	Los Angeles	Van Nuys Courthouse East	D2010-Plumbing Fixtures	\$ 5,242	\$ 4,704	\$ 538
4,015	Riverside	Riverside Juvenile Court	D2010-Plumbing Fixtures	\$ 4,966	\$ 4,966	\$ -
4,016	Orange	North Justice Center	D2010-Plumbing Fixtures	\$ 5,515	\$ 4,981	\$ 534
4,017	Los Angeles	Whittier Courthouse	D2010-Plumbing Fixtures	\$ 5,089	\$ 5,089	\$ -
4,018	Los Angeles	Pasadena Courthouse	D2010-Plumbing Fixtures	\$ 7,450	\$ 5,167	\$ 2,283
4,019	Kern	Arvin/ Lamont Branch	D2010-Plumbing Fixtures	\$ 8,507	\$ 5,182	\$ 3,325
4,020	Kern	Arvin/ Lamont Branch	D2010-Plumbing Fixtures	\$ 8,507	\$ 5,182	\$ 3,325
4,021	Kern	Arvin/ Lamont Branch	D2010-Plumbing Fixtures	\$ 5,223	\$ 5,223	\$ -
4,022	Kern	Shafter/Wasco Courts Bldg.	D2010-Plumbing Fixtures	\$ 5,223	\$ 5,223	\$ -
4,023	Los Angeles	Malibu Courthouse	D2010-Plumbing Fixtures	\$ 13,891	\$ 5,276	\$ 8,615
4,024	Los Angeles	Santa Monica Courthouse	D2010-Plumbing Fixtures	\$ 6,840	\$ 5,369	\$ 1,471
4,025	San Diego	North County Regional Center - Annex	D2010-Plumbing Fixtures	\$ 5,380	\$ 5,380	\$ -
4,026	Los Angeles	Bellflower Courthouse	D2010-Plumbing Fixtures	\$ 5,381	\$ 5,381	\$ -
4,027	El Dorado	Johnson Bldg.	D2010-Plumbing Fixtures	\$ 5,389	\$ 5,389	\$ -
4,028	Sacramento	Credit Union Bldg.	D2010-Plumbing Fixtures	\$ 5,412	\$ 5,412	\$ -
4,029	San Bernardino	Joshua Tree Courthouse	D2010-Plumbing Fixtures	\$ 5,433	\$ 5,433	\$ -
4,030	Ventura	East County Courthouse	D2010-Plumbing Fixtures	\$ 8,878	\$ 5,482	\$ 3,396
4,031	Tulare	Tulare Division	D2010-Plumbing Fixtures	\$ 5,537	\$ 5,537	\$ -
4,032	Los Angeles	San Fernando Courthouse	D2010-Plumbing Fixtures	\$ 5,548	\$ 5,548	\$ -
4,033	Kern	Bakersfield Juvenile Center	D2010-Plumbing Fixtures	\$ 8,404	\$ 5,611	\$ 2,793
4,034	Kern	Bakersfield Juvenile Center	D2010-Plumbing Fixtures	\$ 8,404	\$ 5,611	\$ 2,793
4,035	Los Angeles	Monrovia Training Center	D2010-Plumbing Fixtures	\$ 8,072	\$ 5,674	\$ 2,398
4,036	Merced	Old Court	D2010-Plumbing Fixtures	\$ 5,709	\$ 5,709	\$ -
4,037	Santa Barbara	Santa Barbara Jury Assembly Bldg.	D2010-Plumbing Fixtures	\$ 5,738	\$ 5,738	\$ -
4,038	Los Angeles	Norwalk Courthouse	D2010-Plumbing Fixtures	\$ 5,789	\$ 5,789	\$ -
4,039	San Luis Obispo	Grover Beach Branch	D2010-Plumbing Fixtures	\$ 5,814	\$ 5,814	\$ -
4,040	San Mateo	Central Branch	D2010-Plumbing Fixtures	\$ 5,855	\$ 5,855	\$ -
4,041	San Joaquin	Lodi Branch- Dept. 2	D2010-Plumbing Fixtures	\$ 5,940	\$ 5,940	\$ -



Line #	County	Facility Name	Project System Targeted for Renewal	Project Rough Order of Magnitude	Judicial Branch Share of Cost	County Share of Cost
4,042	Riverside	Corona	D2010-Plumbing Fixtures	\$ 5,953	\$ 5,953	\$ -
4,043	Kings	Corcoran Court	D2010-Plumbing Fixtures	\$ 5,958	\$ 5,958	\$ -
4,044	Kern	Bakersfield Juvenile Center	D2010-Plumbing Fixtures	\$ 8,988	\$ 6,000	\$ 2,988
4,045	Napa	Historic Courthouse	D2010-Plumbing Fixtures	\$ 6,134	\$ 6,134	\$ -
4,046	Santa Cruz	Main Courthouse	D2010-Plumbing Fixtures	\$ 6,166	\$ 6,166	\$ -
4,047	Contra Costa	Walnut Creek Courthouse	D2010-Plumbing Fixtures	\$ 6,267	\$ 6,267	\$ -
4,048	Tulare	Tulare Division	D2010-Plumbing Fixtures	\$ 6,294	\$ 6,294	\$ -
4,049	Alameda	Hayward Hall of Justice	D2010-Plumbing Fixtures	\$ 7,147	\$ 6,311	\$ 836
4,050	San Mateo	Northern Branch Courthouse	D2010-Plumbing Fixtures	\$ 6,386	\$ 6,386	\$ -
4,051	El Dorado	Cameron Park	D2010-Plumbing Fixtures	\$ 6,400	\$ 6,400	\$ -
4,052	Los Angeles	Sylmar Juvenile Court	D2010-Plumbing Fixtures	\$ 18,874	\$ 6,476	\$ 12,398
4,053	Los Angeles	Parking Structure Lot 59- Whittier Admin CTR	D2010-Plumbing Fixtures	\$ 6,553	\$ 6,553	\$ -
4,054	Riverside	Hall of Justice	D2010-Plumbing Fixtures	\$ 6,591	\$ 6,591	\$ -
4,055	Riverside	Riverside Juvenile Court	D2010-Plumbing Fixtures	\$ 13,503	\$ 6,662	\$ 6,841
4,056	Sacramento	Carol Miller Justice Center Court Facility	D2010-Plumbing Fixtures	\$ 6,816	\$ 6,663	\$ 153
4,057	Orange	Civil Complex Center ("CXC")	D2010-Plumbing Fixtures	\$ 6,696	\$ 6,696	\$ -
4,058	Los Angeles	Beverly Hills Courthouse	D2010-Plumbing Fixtures	\$ 8,516	\$ 6,772	\$ 1,744
4,059	Los Angeles	Pasadena Courthouse	D2010-Plumbing Fixtures	\$ 9,940	\$ 6,893	\$ 3,047
4,060	San Diego	North County Regional Center - Annex	D2010-Plumbing Fixtures	\$ 6,915	\$ 6,915	\$ -
4,061	Los Angeles	Van Nuys Courthouse East	D2010-Plumbing Fixtures	\$ 7,833	\$ 7,029	\$ 804
4,062	San Bernardino	Chino Courthouse	D2010-Plumbing Fixtures	\$ 7,060	\$ 7,060	\$ -
4,063	Santa Barbara	Santa Maria Courts, Bldgs. A + B	D2010-Plumbing Fixtures	\$ 30,948	\$ 7,127	\$ 23,821
4,064	Ventura	East County Courthouse	D2010-Plumbing Fixtures	\$ 11,629	\$ 7,181	\$ 4,448
4,065	Los Angeles	Sylmar Juvenile Court	D2010-Plumbing Fixtures	\$ 21,021	\$ 7,212	\$ 13,809
4,066	San Bernardino	Barstow Courthouse	D2010-Plumbing Fixtures	\$ 7,256	\$ 7,256	\$ -
4,067	San Bernardino	Fontana Courthouse	D2010-Plumbing Fixtures	\$ 7,256	\$ 7,256	\$ -
4,068	Butte	Chico Courthouse	D2010-Plumbing Fixtures	\$ 7,280	\$ 7,280	\$ -
4,069	Santa Barbara	Santa Maria Courts Bldgs C + D	D2010-Plumbing Fixtures	\$ 7,297	\$ 7,297	\$ -
4,070	Santa Barbara	Santa Maria Courts Bldgs C + D	D2010-Plumbing Fixtures	\$ 7,297	\$ 7,297	\$ -
4,071	Santa Barbara	Santa Maria Courts, Bldg G	D2010-Plumbing Fixtures	\$ 7,297	\$ 7,297	\$ -
4,072	Yolo	Family Support	D2010-Plumbing Fixtures	\$ 7,317	\$ 7,317	\$ -
4,073	Los Angeles	Monrovia Training Center	D2010-Plumbing Fixtures	\$ 10,494	\$ 7,376	\$ 3,118
4,074	Kern	Bakersfield Superior Court	D2010-Plumbing Fixtures	\$ 7,549	\$ 7,549	\$ -
4,075	Los Angeles	Monrovia Training Center	D2010-Plumbing Fixtures	\$ 10,803	\$ 7,593	\$ 3,210
4,076	Kern	Shafter/Wasco Courts Bldg.	D2010-Plumbing Fixtures	\$ 8,488	\$ 7,635	\$ 853



Line #	County	Facility Name	Project System Targeted for Renewal	Project Rough Order of Magnitude	Judicial Branch Share of Cost	County Share of Cost
4,077	Humboldt	Humboldt County Courthouse (Eureka)	D2010-Plumbing Fixtures	\$ 22,951	\$ 7,656	\$ 15,295
4,078	Alameda	Wiley W. Manuel Courthouse	D2010-Plumbing Fixtures	\$ 7,720	\$ 7,720	\$ -
4,079	Los Angeles	El Monte Courthouse	D2010-Plumbing Fixtures	\$ 13,289	\$ 7,724	\$ 5,565
4,080	Los Angeles	Van Nuys Courthouse East	D2010-Plumbing Fixtures	\$ 8,607	\$ 7,724	\$ 883
4,081	Kern	Delano/North Kern Court	D2010-Plumbing Fixtures	\$ 7,784	\$ 7,784	\$ -
4,082	Kern	Bakersfield Justice Bldg.	D2010-Plumbing Fixtures	\$ 7,835	\$ 7,835	\$ -
4,083	Contra Costa	Walnut Creek Courthouse	D2010-Plumbing Fixtures	\$ 7,924	\$ 7,924	\$ -
4,084	Fresno	Fresno County Courthouse	D2010-Plumbing Fixtures	\$ 7,935	\$ 7,935	\$ -
4,085	Los Angeles	Pomona Courthouse North	D2010-Plumbing Fixtures	\$ 7,960	\$ 7,960	\$ -
4,086	Santa Barbara	Santa Maria Courts, Bldg G	D2010-Plumbing Fixtures	\$ 8,071	\$ 8,071	\$ -
4,087	Riverside	Hall of Justice	D2010-Plumbing Fixtures	\$ 8,171	\$ 8,171	\$ -
4,088	San Bernardino	Joshua Tree Courthouse	D2010-Plumbing Fixtures	\$ 8,219	\$ 8,219	\$ -
4,089	Sacramento	Credit Union Bldg.	D2010-Plumbing Fixtures	\$ 8,323	\$ 8,323	\$ -
4,090	Kern	Bakersfield Justice Bldg.	D2010-Plumbing Fixtures	\$ 8,441	\$ 8,441	\$ -
4,091	Los Angeles	Pomona Courthouse South	D2010-Plumbing Fixtures	\$ 8,666	\$ 8,666	\$ -
4,092	Los Angeles	El Monte Courthouse	D2010-Plumbing Fixtures	\$ 14,920	\$ 8,672	\$ 6,248
4,093	San Mateo	Central Branch	D2010-Plumbing Fixtures	\$ 8,706	\$ 8,706	\$ -
4,094	Los Angeles	Inglewood Juvenile Court	D2010-Plumbing Fixtures	\$ 8,842	\$ 8,842	\$ -
4,095	Los Angeles	Eastlake Juvenile Court	D2010-Plumbing Fixtures	\$ 16,205	\$ 8,877	\$ 7,328
4,096	San Bernardino	Barstow Courthouse	D2010-Plumbing Fixtures	\$ 9,069	\$ 9,069	\$ -
4,097	San Bernardino	Fontana Courthouse	D2010-Plumbing Fixtures	\$ 9,069	\$ 9,069	\$ -
4,098	San Bernardino	Victorville Courthouse-Dept. N-1	D2010-Plumbing Fixtures	\$ 9,069	\$ 9,069	\$ -
4,099	Los Angeles	Van Nuys Courthouse West	D2010-Plumbing Fixtures	\$ 11,293	\$ 9,089	\$ 2,204
4,100	Placer	Historic Courthouse	D2010-Plumbing Fixtures	\$ 9,129	\$ 9,129	\$ -
4,101	Ventura	East County Courthouse	D2010-Plumbing Fixtures	\$ 14,888	\$ 9,193	\$ 5,695
4,102	Los Angeles	Monrovia Training Center	D2010-Plumbing Fixtures	\$ 13,197	\$ 9,276	\$ 3,921
4,103	Alameda	Fremont Hall of Justice	D2010-Plumbing Fixtures	\$ 9,298	\$ 9,298	\$ -
4,104	Riverside	Hemet	D2010-Plumbing Fixtures	\$ 9,344	\$ 9,344	\$ -
4,105	Imperial	Imperial County Courthouse	D2010-Plumbing Fixtures	\$ 9,348	\$ 9,348	\$ -
4,106	Los Angeles	El Monte Courthouse	D2010-Plumbing Fixtures	\$ 16,143	\$ 9,382	\$ 6,761
4,107	Los Angeles	Van Nuys Courthouse West	D2010-Plumbing Fixtures	\$ 11,748	\$ 9,455	\$ 2,293
4,108	Del Norte	Del Norte County Superior Court	D2010-Plumbing Fixtures	\$ 15,669	\$ 9,600	\$ 6,069
4,109	Santa Clara	Downtown Superior Court	D2010-Plumbing Fixtures	\$ 9,611	\$ 9,611	\$ -
4,110	Los Angeles	Santa Clarita Courthouse	D2010-Plumbing Fixtures	\$ 10,911	\$ 9,644	\$ 1,267
4,111	Santa Barbara	Santa Maria Courts Bldgs C + D	D2010-Plumbing Fixtures	\$ 17,701	\$ 9,682	\$ 8,019
4,112	San Luis Obispo	1070 Palm St.	D2010-Plumbing Fixtures	\$ 9,703	\$ 9,703	\$ -



Line #	County	Facility Name	Project System Targeted for Renewal	Project Rough Order of Magnitude	Judicial Branch Share of Cost	County Share of Cost
4,113	Los Angeles	Edmund D. Edelman Children's Court	D2010-Plumbing Fixtures	\$ 13,921	\$ 9,743	\$ 4,178
4,114	Los Angeles	Van Nuys Courthouse West	D2010-Plumbing Fixtures	\$ 12,381	\$ 9,964	\$ 2,417
4,115	Santa Barbara	Santa Maria Courts Bldgs C + D	D2010-Plumbing Fixtures	\$ 9,995	\$ 9,995	\$ -
4,116	Alameda	George E. McDonald Hall of Justice	D2010-Plumbing Fixtures	\$ 10,021	\$ 10,021	\$ -
4,117	Los Angeles	El Monte Courthouse	D2010-Plumbing Fixtures	\$ 17,946	\$ 10,430	\$ 7,516
4,118	San Bernardino	Barstow Courthouse	D2010-Plumbing Fixtures	\$ 10,544	\$ 10,544	\$ -
4,119	San Bernardino	Victorville Courthouse-Dept. N-1	D2010-Plumbing Fixtures	\$ 10,544	\$ 10,544	\$ -
4,120	Kings	Avenal Court	D2010-Plumbing Fixtures	\$ 18,248	\$ 10,586	\$ 7,662
4,121	San Diego	North County Regional Center - North	D2010-Plumbing Fixtures	\$ 10,605	\$ 10,605	\$ -
4,122	Los Angeles	Central Arraignment Courts	D2010-Plumbing Fixtures	\$ 11,875	\$ 10,715	\$ 1,160
4,123	Santa Clara	Santa Clara Courthouse	D2010-Plumbing Fixtures	\$ 10,783	\$ 10,783	\$ -
4,124	Imperial	Imperial County Courthouse	D2010-Plumbing Fixtures	\$ 10,867	\$ 10,867	\$ -
4,125	San Bernardino	Joshua Tree Courthouse	D2010-Plumbing Fixtures	\$ 10,867	\$ 10,867	\$ -
4,126	San Diego	Kearny Mesa Court	D2010-Plumbing Fixtures	\$ 10,990	\$ 10,990	\$ -
4,127	Los Angeles	Van Nuys Courthouse East	D2010-Plumbing Fixtures	\$ 12,381	\$ 11,111	\$ 1,270
4,128	Los Angeles	El Monte Courthouse	D2010-Plumbing Fixtures	\$ 19,265	\$ 11,197	\$ 8,068
4,129	Santa Clara	Palo Alto Courthouse	D2010-Plumbing Fixtures	\$ 16,971	\$ 11,208	\$ 5,763
4,130	Kern	Arvin/ Lamont Branch	D2010-Plumbing Fixtures	\$ 18,540	\$ 11,293	\$ 7,247
4,131	Santa Barbara	Santa Maria Courts Bldgs C + D	D2010-Plumbing Fixtures	\$ 11,331	\$ 11,331	\$ -
4,132	Santa Barbara	Santa Maria Courts Bldgs C + D	D2010-Plumbing Fixtures	\$ 11,331	\$ 11,331	\$ -
4,133	Yolo	Family Support	D2010-Plumbing Fixtures	\$ 11,393	\$ 11,393	\$ -
4,134	El Dorado	Bldg. C	D2010-Plumbing Fixtures	\$ 55,059	\$ 11,397	\$ 43,662
4,135	Tulare	Tulare Division	D2010-Plumbing Fixtures	\$ 11,419	\$ 11,419	\$ -
4,136	Kern	Arvin/ Lamont Branch	D2010-Plumbing Fixtures	\$ 18,817	\$ 11,461	\$ 7,356
4,137	Los Angeles	Eastlake Juvenile Court	D2010-Plumbing Fixtures	\$ 21,021	\$ 11,515	\$ 9,506
4,138	San Diego	East County Regional Center	D2010-Plumbing Fixtures	\$ 17,106	\$ 11,582	\$ 5,524
4,139	Los Angeles	Monrovia Training Center	D2010-Plumbing Fixtures	\$ 16,688	\$ 11,730	\$ 4,958
4,140	Los Angeles	Torrance Courthouse	D2010-Plumbing Fixtures	\$ 13,784	\$ 11,736	\$ 2,048
4,141	Contra Costa	Wakefield Taylor Courthouse	D2010-Plumbing Fixtures	\$ 11,869	\$ 11,869	\$ -
4,142	Santa Barbara	Santa Maria Courts, Bldg G	D2010-Plumbing Fixtures	\$ 12,072	\$ 12,072	\$ -
4,143	Los Angeles	El Monte Courthouse	D2010-Plumbing Fixtures	\$ 20,881	\$ 12,136	\$ 8,745
4,144	Kern	Arvin/ Lamont Branch	D2010-Plumbing Fixtures	\$ 20,024	\$ 12,197	\$ 7,827
4,145	Merced	Old Court	D2010-Plumbing Fixtures	\$ 12,226	\$ 12,226	\$ -
4,146	Los Angeles	Bellflower Courthouse	D2010-Plumbing Fixtures	\$ 15,746	\$ 12,272	\$ 3,474
4,147	Los Angeles	Van Nuys Courthouse East	D2010-Plumbing Fixtures	\$ 12,325	\$ 12,325	\$ -
4,148	Santa Clara	Historic Courthouse	D2010-Plumbing Fixtures	\$ 12,439	\$ 12,439	\$ -



Line #	County	Facility Name	Project System Targeted for Renewal	Project Rough Order of Magnitude	Judicial Branch Share of Cost	County Share of Cost
4,149	Los Angeles	Pomona Courthouse South	D2010-Plumbing Fixtures	\$ 12,510	\$ 12,510	\$ -
4,150	Los Angeles	El Monte Courthouse	D2010-Plumbing Fixtures	\$ 21,525	\$ 12,510	\$ 9,015
4,151	Los Angeles	Glendale Courthouse	D2010-Plumbing Fixtures	\$ 13,891	\$ 12,577	\$ 1,314
4,152	Napa	Criminal Court Building	D2010-Plumbing Fixtures	\$ 12,646	\$ 12,646	\$ -
4,153	San Diego	South County Regional Center	D2010-Plumbing Fixtures	\$ 35,328	\$ 12,662	\$ 22,666
4,154	San Mateo	Northern Branch Courthouse	D2010-Plumbing Fixtures	\$ 12,687	\$ 12,687	\$ -
4,155	Orange	North Justice Center	D2010-Plumbing Fixtures	\$ 14,099	\$ 12,733	\$ 1,366
4,156	Orange	North Justice Center	D2010-Plumbing Fixtures	\$ 14,099	\$ 12,733	\$ 1,366
4,157	El Dorado	Bldg. C	D2010-Plumbing Fixtures	\$ 61,586	\$ 12,748	\$ 48,838
4,158	San Luis Obispo	Courthouse Annex	D2010-Plumbing Fixtures	\$ 12,766	\$ 12,766	\$ -
4,159	Solano	Law And Justice Center	D2010-Plumbing Fixtures	\$ 98,253	\$ 12,773	\$ 85,480
4,160	Alameda	Wiley W. Manuel Courthouse	D2010-Plumbing Fixtures	\$ 15,325	\$ 12,842	\$ 2,483
4,161	San Diego	Juvenile Court	D2010-Plumbing Fixtures	\$ 13,092	\$ 13,092	\$ -
4,162	Los Angeles	Van Nuys Courthouse East	D2010-Plumbing Fixtures	\$ 14,684	\$ 13,177	\$ 1,507
4,163	San Bernardino	Fontana Courthouse	D2010-Plumbing Fixtures	\$ 13,180	\$ 13,180	\$ -
4,164	Los Angeles	David M. Kenyon Juvenile Justice Center	D2010-Plumbing Fixtures	\$ 32,427	\$ 13,185	\$ 19,242
4,165	San Bernardino	Joshua Tree Courthouse	D2010-Plumbing Fixtures	\$ 13,414	\$ 13,414	\$ -
4,166	San Bernardino	Joshua Tree Courthouse	D2010-Plumbing Fixtures	\$ 13,414	\$ 13,414	\$ -
4,167	Santa Clara	Santa Clara Courthouse	D2010-Plumbing Fixtures	\$ 13,432	\$ 13,432	\$ -
4,168	San Diego	Juvenile Court	D2010-Plumbing Fixtures	\$ 13,525	\$ 13,525	\$ -
4,169	El Dorado	Main St. Courthouse	D2010-Plumbing Fixtures	\$ 13,690	\$ 13,690	\$ -
4,170	Los Angeles	Glendale Courthouse	D2010-Plumbing Fixtures	\$ 15,137	\$ 13,705	\$ 1,432
4,171	San Diego	North County Regional Center - North	D2010-Plumbing Fixtures	\$ 13,830	\$ 13,830	\$ -
4,172	Los Angeles	Pasadena Courthouse	D2010-Plumbing Fixtures	\$ 19,994	\$ 13,866	\$ 6,128
4,173	Los Angeles	Pomona Courthouse North	D2010-Plumbing Fixtures	\$ 13,891	\$ 13,891	\$ -
4,174	San Mateo	Northern Branch Courthouse	D2010-Plumbing Fixtures	\$ 14,162	\$ 14,162	\$ -
4,175	Shasta	Main Courthouse	D2010-Plumbing Fixtures	\$ 20,332	\$ 14,173	\$ 6,159
4,176	Los Angeles	Downey Courthouse	D2010-Plumbing Fixtures	\$ 17,213	\$ 14,407	\$ 2,806
4,177	Kern	Arvin/ Lamont Branch	D2010-Plumbing Fixtures	\$ 23,662	\$ 14,413	\$ 9,249
4,178	Santa Barbara	Santa Maria Courts Bldgs C + D	D2010-Plumbing Fixtures	\$ 26,981	\$ 14,759	\$ 12,222
4,179	Santa Barbara	Santa Maria Courts Bldgs C + D	D2010-Plumbing Fixtures	\$ 26,981	\$ 14,759	\$ 12,222
4,180	Los Angeles	Burbank Courthouse	D2010-Plumbing Fixtures	\$ 16,366	\$ 14,854	\$ 1,512
4,181	Los Angeles	Hollywood Courthouse	D2010-Plumbing Fixtures	\$ 16,366	\$ 14,908	\$ 1,458
4,182	Imperial	Imperial County Courthouse	D2010-Plumbing Fixtures	\$ 14,950	\$ 14,950	\$ -
4,183	Orange	Civil Complex Center ("CXC")	D2010-Plumbing Fixtures	\$ 14,996	\$ 14,996	\$ -
4,184	Los Angeles	Santa Clarita Courthouse	D2010-Plumbing Fixtures	\$ 17,047	\$ 15,068	\$ 1,979



Line #	County	Facility Name	Project System Targeted for Renewal	Project Rough Order of Magnitude	Judicial Branch Share of Cost	County Share of Cost
4,185	Los Angeles	Inglewood Juvenile Court	D2010-Plumbing Fixtures	\$ 15,202	\$ 15,202	\$ -
4,186	Los Angeles	Inglewood Courthouse	D2010-Plumbing Fixtures	\$ 15,216	\$ 15,216	\$ -
4,187	Los Angeles	West Covina Courthouse	D2010-Plumbing Fixtures	\$ 15,267	\$ 15,267	\$ -
4,188	Los Angeles	Monrovia Training Center	D2010-Plumbing Fixtures	\$ 21,969	\$ 15,442	\$ 6,527
4,189	Los Angeles	Edmund D. Edelman Children's Court	D2010-Plumbing Fixtures	\$ 22,100	\$ 15,468	\$ 6,632
4,190	Del Norte	Del Norte County Superior Court	D2010-Plumbing Fixtures	\$ 25,346	\$ 15,529	\$ 9,817
4,191	Contra Costa	Family Law Center	D2010-Plumbing Fixtures	\$ 15,541	\$ 15,541	\$ -
4,192	Ventura	East County Courthouse	D2010-Plumbing Fixtures	\$ 25,308	\$ 15,628	\$ 9,680
4,193	Los Angeles	Alfred J. McCourtney Juvenile Justice Center	D2010-Plumbing Fixtures	\$ 22,893	\$ 15,808	\$ 7,085
4,194	Fresno	Fresno County Courthouse	D2010-Plumbing Fixtures	\$ 15,880	\$ 15,880	\$ -
4,195	Orange	North Justice Center	D2010-Plumbing Fixtures	\$ 17,623	\$ 15,915	\$ 1,708
4,196	Los Angeles	Pomona Courthouse South	D2010-Plumbing Fixtures	\$ 15,921	\$ 15,921	\$ -
4,197	Los Angeles	Whittier Courthouse	D2010-Plumbing Fixtures	\$ 15,921	\$ 15,921	\$ -
4,198	Los Angeles	Whittier Courthouse	D2010-Plumbing Fixtures	\$ 15,921	\$ 15,921	\$ -
4,199	Los Angeles	Van Nuys Courthouse East	D2010-Plumbing Fixtures	\$ 17,743	\$ 15,923	\$ 1,820
4,200	Los Angeles	Van Nuys Courthouse East	D2010-Plumbing Fixtures	\$ 17,743	\$ 15,923	\$ 1,820
4,201	Alameda	Hayward Hall of Justice	D2010-Plumbing Fixtures	\$ 18,276	\$ 16,138	\$ 2,138
4,202	Santa Clara	Hall of Justice (West)	D2010-Plumbing Fixtures	\$ 16,230	\$ 16,230	\$ -
4,203	Imperial	Imperial County Courthouse	D2010-Plumbing Fixtures	\$ 16,533	\$ 16,533	\$ -
4,204	Contra Costa	Bray Courts	D2010-Plumbing Fixtures	\$ 19,368	\$ 16,564	\$ 2,804
4,205	Placer	Historic Courthouse	D2010-Plumbing Fixtures	\$ 21,857	\$ 16,830	\$ 5,027
4,206	Orange	North Justice Center	D2010-Plumbing Fixtures	\$ 18,832	\$ 17,007	\$ 1,825
4,207	Orange	West Justice Center	D2010-Plumbing Fixtures	\$ 17,261	\$ 17,261	\$ -
4,208	San Diego	Hall of Justice	D2010-Plumbing Fixtures	\$ 17,288	\$ 17,288	\$ -
4,209	Alameda	Wiley W. Manuel Courthouse	D2010-Plumbing Fixtures	\$ 17,365	\$ 17,365	\$ -
4,210	Los Angeles	Van Nuys Courthouse West	D2010-Plumbing Fixtures	\$ 21,582	\$ 17,369	\$ 4,213
4,211	Santa Barbara	Figueroa Division	D2010-Plumbing Fixtures	\$ 17,443	\$ 17,443	\$ -
4,212	Kern	Delano/North Kern Court	D2010-Plumbing Fixtures	\$ 17,629	\$ 17,629	\$ -
4,213	Santa Barbara	Santa Maria Courts Bldgs C + D	D2010-Plumbing Fixtures	\$ 17,701	\$ 17,701	\$ -
4,214	Solano	Solano Justice Building	D2010-Plumbing Fixtures	\$ 23,473	\$ 17,863	\$ 5,610
4,215	Imperial	Imperial County Courthouse	D2010-Plumbing Fixtures	\$ 18,079	\$ 18,079	\$ -
4,216	Stanislaus	Ceres Superior Court	D2010-Plumbing Fixtures	\$ 18,138	\$ 18,138	\$ -
4,217	Santa Barbara	Santa Maria Courts, Bldg G	D2010-Plumbing Fixtures	\$ 18,858	\$ 18,196	\$ 662
4,218	Kings	Avenal Court	D2010-Plumbing Fixtures	\$ 18,248	\$ 18,248	\$ -
4,219	San Bernardino	Fontana Courthouse	D2010-Plumbing Fixtures	\$ 18,258	\$ 18,258	\$ -



Line #	County	Facility Name	Project System Targeted for Renewal	Project Rough Order of Magnitude	Judicial Branch Share of Cost	County Share of Cost
4,220	Los Angeles	Bellflower Courthouse	D2010-Plumbing Fixtures	\$ 18,522	\$ 18,522	\$ -
4,221	Contra Costa	George D. Carroll Courthouse	D2010-Plumbing Fixtures	\$ 18,800	\$ 18,800	\$ -
4,222	Santa Clara	Historic Courthouse	D2010-Plumbing Fixtures	\$ 18,853	\$ 18,853	\$ -
4,223	Kern	Delano/North Kern Court	D2010-Plumbing Fixtures	\$ 18,935	\$ 18,935	\$ -
4,224	Kern	Taft Courts Bldg.	D2010-Plumbing Fixtures	\$ 18,935	\$ 18,935	\$ -
4,225	Lake	Lakeport Court Facility	D2010-Plumbing Fixtures	\$ 63,119	\$ 18,936	\$ 44,183
4,226	Yolo	Family Support	D2010-Plumbing Fixtures	\$ 115,055	\$ 19,214	\$ 95,841
4,227	Kern	Bakersfield Juvenile Center	D2010-Plumbing Fixtures	\$ 28,929	\$ 19,313	\$ 9,616
4,228	Los Angeles	Downey Courthouse	D2010-Plumbing Fixtures	\$ 23,152	\$ 19,378	\$ 3,774
4,229	Contra Costa	Walnut Creek Courthouse	D2010-Plumbing Fixtures	\$ 19,405	\$ 19,405	\$ -
4,230	Los Angeles	Pasadena Courthouse	D2010-Plumbing Fixtures	\$ 27,990	\$ 19,411	\$ 8,579
4,231	Kings	Corcoran Court	D2010-Plumbing Fixtures	\$ 22,162	\$ 19,414	\$ 2,748
4,232	Los Angeles	David M. Kenyon Juvenile Justice Center	D2010-Plumbing Fixtures	\$ 47,811	\$ 19,440	\$ 28,371
4,233	Los Angeles	Torrance Courthouse	D2010-Plumbing Fixtures	\$ 22,906	\$ 19,502	\$ 3,404
4,234	Solano	Law And Justice Center	D2010-Plumbing Fixtures	\$ 154,100	\$ 19,524	\$ 134,576
4,235	San Luis Obispo	Grover Beach Branch	D2010-Plumbing Fixtures	\$ 19,947	\$ 19,947	\$ -
4,236	San Bernardino	Victorville Courthouse-Dept. N-1	D2010-Plumbing Fixtures	\$ 20,117	\$ 20,117	\$ -
4,237	Kern	Bakersfield Juvenile Center	D2010-Plumbing Fixtures	\$ 30,357	\$ 20,266	\$ 10,091
4,238	Imperial	Imperial County Courthouse	D2010-Plumbing Fixtures	\$ 20,370	\$ 20,370	\$ -
4,239	Los Angeles	Alfred J. McCourtney Juvenile Justice Center	D2010-Plumbing Fixtures	\$ 29,610	\$ 20,446	\$ 9,164
4,240	Orange	North Justice Center	D2010-Plumbing Fixtures	\$ 22,717	\$ 20,516	\$ 2,201
4,241	Los Angeles	Torrance Courthouse	D2010-Plumbing Fixtures	\$ 24,546	\$ 20,898	\$ 3,648
4,242	Riverside	Riverside Juvenile Court	D2010-Plumbing Fixtures	\$ 21,093	\$ 21,093	\$ -
4,243	San Diego	South County Regional Center	D2010-Plumbing Fixtures	\$ 21,211	\$ 21,211	\$ -
4,244	Orange	North Justice Center	D2010-Plumbing Fixtures	\$ 23,539	\$ 21,258	\$ 2,281
4,245	Tulare	Tulare Division	D2010-Plumbing Fixtures	\$ 30,675	\$ 21,473	\$ 9,203
4,246	Los Angeles	Downey Courthouse	D2010-Plumbing Fixtures	\$ 21,525	\$ 21,525	\$ -
4,247	Los Angeles	Downey Courthouse	D2010-Plumbing Fixtures	\$ 21,525	\$ 21,525	\$ -
4,248	San Luis Obispo	Courthouse Annex	D2010-Plumbing Fixtures	\$ 21,636	\$ 21,636	\$ -
4,249	Los Angeles	Beverly Hills Courthouse	D2010-Plumbing Fixtures	\$ 27,277	\$ 21,691	\$ 5,586
4,250	El Dorado	Bldg. C	D2010-Plumbing Fixtures	\$ 21,734	\$ 21,734	\$ -
4,251	Los Angeles	Edmund D. Edelman Children's Court	D2010-Plumbing Fixtures	\$ 31,198	\$ 21,835	\$ 9,363
4,252	Los Angeles	El Monte Courthouse	D2010-Plumbing Fixtures	\$ 37,668	\$ 21,893	\$ 15,775
4,253	Santa Clara	Hall of Justice (West)	D2010-Plumbing Fixtures	\$ 22,027	\$ 22,027	\$ -
4,254	Los Angeles	Santa Monica Courthouse	D2010-Plumbing Fixtures	\$ 28,228	\$ 22,156	\$ 6,072



Line #	County	Facility Name	Project System Targeted for Renewal	Project Rough Order of Magnitude	Judicial Branch Share of Cost	County Share of Cost
4,255	San Luis Obispo	Courthouse Annex	D2010-Plumbing Fixtures	\$ 22,376	\$ 22,376	\$ -
4,256	San Francisco	Hall of Justice	D2010-Plumbing Fixtures	\$ 22,635	\$ 22,635	\$ -
4,257	Orange	Betty Lou Lamoreaux Justice Center	D2010-Plumbing Fixtures	\$ 28,752	\$ 22,987	\$ 5,765
4,258	Los Angeles	Inglewood Courthouse	D2010-Plumbing Fixtures	\$ 30,947	\$ 23,074	\$ 7,873
4,259	Los Angeles	Inglewood Courthouse	D2010-Plumbing Fixtures	\$ 23,116	\$ 23,116	\$ -
4,260	San Joaquin	Lodi Branch- Dept. 2	D2010-Plumbing Fixtures	\$ 23,123	\$ 23,123	\$ -
4,261	Los Angeles	Whittier Courthouse	D2010-Plumbing Fixtures	\$ 23,152	\$ 23,152	\$ -
4,262	Santa Barbara	Santa Barbara County Courthouse	D2010-Plumbing Fixtures	\$ 23,258	\$ 23,258	\$ -
4,263	Los Angeles	Pasadena Courthouse	D2010-Plumbing Fixtures	\$ 33,553	\$ 23,269	\$ 10,284
4,264	Kern	Delano/North Kern Court	D2010-Plumbing Fixtures	\$ 23,376	\$ 23,376	\$ -
4,265	Shasta	Main Courthouse	D2010-Plumbing Fixtures	\$ 33,575	\$ 23,405	\$ 10,170
4,266	Kern	Bakersfield Juvenile Center	D2010-Plumbing Fixtures	\$ 23,505	\$ 23,505	\$ -
4,267	Los Angeles	Bellflower Courthouse	D2010-Plumbing Fixtures	\$ 30,272	\$ 23,594	\$ 6,678
4,268	Contra Costa	George D. Carroll Courthouse	D2010-Plumbing Fixtures	\$ 23,772	\$ 23,772	\$ -
4,269	San Mateo	Hall of Justice	D2010-Plumbing Fixtures	\$ 45,270	\$ 23,857	\$ 21,413
4,270	Alameda	Fremont Hall of Justice	D2010-Plumbing Fixtures	\$ 24,054	\$ 24,054	\$ -
4,271	Alameda	Hayward Hall of Justice	D2010-Plumbing Fixtures	\$ 24,054	\$ 24,054	\$ -
4,272	Los Angeles	Inglewood Juvenile Court	D2010-Plumbing Fixtures	\$ 24,421	\$ 24,421	\$ -
4,273	Orange	North Justice Center	D2010-Plumbing Fixtures	\$ 27,229	\$ 24,591	\$ 2,638
4,274	Contra Costa	Wakefield Taylor Courthouse	D2010-Plumbing Fixtures	\$ 24,763	\$ 24,763	\$ -
4,275	Los Angeles	San Fernando Courthouse	D2010-Plumbing Fixtures	\$ 24,789	\$ 24,789	\$ -
4,276	Los Angeles	Van Nuys Courthouse East	D2010-Plumbing Fixtures	\$ 28,057	\$ 25,178	\$ 2,879
4,277	Fresno	Fresno County Courthouse	D2010-Plumbing Fixtures	\$ 25,197	\$ 25,197	\$ -
4,278	Santa Clara	Hall of Justice (West)	D2010-Plumbing Fixtures	\$ 25,373	\$ 25,373	\$ -
4,279	San Mateo	Hall of Justice	D2010-Plumbing Fixtures	\$ 25,374	\$ 25,374	\$ -
4,280	Kern	Shafter/Wasco Courts Bldg.	D2010-Plumbing Fixtures	\$ 28,226	\$ 25,389	\$ 2,837
4,281	Los Angeles	Inglewood Courthouse	D2010-Plumbing Fixtures	\$ 25,684	\$ 25,684	\$ -
4,282	Los Angeles	Burbank Courthouse	D2010-Plumbing Fixtures	\$ 28,412	\$ 25,787	\$ 2,625
4,283	Los Angeles	Hollywood Courthouse	D2010-Plumbing Fixtures	\$ 28,412	\$ 25,880	\$ 2,532
4,284	San Bernardino	Joshua Tree Courthouse	D2010-Plumbing Fixtures	\$ 26,961	\$ 26,961	\$ -
4,285	Kern	Bakersfield Justice Bldg.	D2010-Plumbing Fixtures	\$ 26,963	\$ 26,963	\$ -
4,286	Santa Barbara	Santa Maria Courts Bldgs C + D	D2010-Plumbing Fixtures	\$ 26,981	\$ 26,981	\$ -
4,287	Riverside	Corona	D2010-Plumbing Fixtures	\$ 27,006	\$ 27,006	\$ -
4,288	Santa Barbara	Santa Maria Courts, Bldg G	D2010-Plumbing Fixtures	\$ 28,745	\$ 27,736	\$ 1,009
4,289	San Bernardino	Chino Courthouse	D2010-Plumbing Fixtures	\$ 27,811	\$ 27,811	\$ -
4,290	Los Angeles	Pomona Courthouse South	D2010-Plumbing Fixtures	\$ 28,008	\$ 28,008	\$ -



Line #	County	Facility Name	Project System Targeted for Renewal	Project Rough Order of Magnitude	Judicial Branch Share of Cost	County Share of Cost
4,291	Riverside	Family Law Court	D2010-Plumbing Fixtures	\$ 28,154	\$ 28,154	\$ -
4,292	Los Angeles	Edmund D. Edelman Children's Court	D2010-Plumbing Fixtures	\$ 40,358	\$ 28,247	\$ 12,111
4,293	Fresno	Fresno County Courthouse	D2010-Plumbing Fixtures	\$ 28,283	\$ 28,283	\$ -
4,294	Alameda	Fremont Hall of Justice	D2010-Plumbing Fixtures	\$ 28,429	\$ 28,429	\$ -
4,295	Butte	Butte County Courthouse	D2010-Plumbing Fixtures	\$ 29,119	\$ 29,119	\$ -
4,296	Los Angeles	Bellflower Courthouse	D2010-Plumbing Fixtures	\$ 29,596	\$ 29,596	\$ -
4,297	Contra Costa	Concord Courthouse	D2010-Plumbing Fixtures	\$ 29,757	\$ 29,757	\$ -
4,298	Los Angeles	Central Arraignment Courts	D2010-Plumbing Fixtures	\$ 33,113	\$ 29,878	\$ 3,235
4,299	Solano	Law And Justice Center	D2010-Plumbing Fixtures	\$ 235,856	\$ 29,883	\$ 205,973
4,300	Tulare	Visalia Superior Court	D2010-Plumbing Fixtures	\$ 30,072	\$ 30,072	\$ -
4,301	Los Angeles	Edmund D. Edelman Children's Court	D2010-Plumbing Fixtures	\$ 43,213	\$ 30,245	\$ 12,968
4,302	Contra Costa	Bray Courts	D2010-Plumbing Fixtures	\$ 30,633	\$ 30,633	\$ -
4,303	San Bernardino	Barstow Courthouse	D2010-Plumbing Fixtures	\$ 31,195	\$ 31,195	\$ -
4,304	Kern	Bakersfield Justice Bldg.	D2010-Plumbing Fixtures	\$ 31,340	\$ 31,340	\$ -
4,305	Los Angeles	Central Arraignment Courts	D2010-Plumbing Fixtures	\$ 34,928	\$ 31,516	\$ 3,412
4,306	Los Angeles	Van Nuys Courthouse West	D2010-Plumbing Fixtures	\$ 39,921	\$ 32,128	\$ 7,793
4,307	San Diego	South County Regional Center	D2010-Plumbing Fixtures	\$ 32,278	\$ 32,278	\$ -
4,308	Santa Clara	Downtown Superior Court	D2010-Plumbing Fixtures	\$ 32,460	\$ 32,460	\$ -
4,309	Kern	Taft Courts Bldg.	D2010-Plumbing Fixtures	\$ 33,009	\$ 33,009	\$ -
4,310	Orange	West Justice Center	D2010-Plumbing Fixtures	\$ 33,481	\$ 33,481	\$ -
4,311	Tulare	Visalia Superior Court	D2010-Plumbing Fixtures	\$ 33,486	\$ 33,486	\$ -
4,312	Riverside	Corona	D2010-Plumbing Fixtures	\$ 33,758	\$ 33,758	\$ -
4,313	San Diego	Kearny Mesa Court	D2010-Plumbing Fixtures	\$ 34,008	\$ 34,008	\$ -
4,314	Los Angeles	Santa Monica Courthouse	D2010-Plumbing Fixtures	\$ 43,644	\$ 34,256	\$ 9,388
4,315	Los Angeles	El Monte Courthouse	D2010-Plumbing Fixtures	\$ 59,417	\$ 34,533	\$ 24,884
4,316	Los Angeles	Inglewood Juvenile Court	D2010-Plumbing Fixtures	\$ 35,650	\$ 35,650	\$ -
4,317	Orange	Harbor Justice Center-Newport Beach Facility	D2010-Plumbing Fixtures	\$ 35,688	\$ 35,688	\$ -
4,318	Kern	Bakersfield Justice Bldg.	D2010-Plumbing Fixtures	\$ 36,173	\$ 36,173	\$ -
4,319	Los Angeles	Glendale Courthouse	D2010-Plumbing Fixtures	\$ 40,358	\$ 36,540	\$ 3,818
4,320	Kern	Bakersfield Superior Court	D2010-Plumbing Fixtures	\$ 36,563	\$ 36,563	\$ -
4,321	Sacramento	Gordon Schaber Sacramento Superior Court	D2010-Plumbing Fixtures	\$ 36,635	\$ 36,635	\$ -
4,322	San Diego	Family Court	D2010-Plumbing Fixtures	\$ 36,652	\$ 36,652	\$ -
4,323	Solano	Solano Justice Building	D2010-Plumbing Fixtures	\$ 36,815	\$ 36,815	\$ -
4,324	Alameda	Fremont Hall of Justice	D2010-Plumbing Fixtures	\$ 46,416	\$ 36,854	\$ 9,562



Line #	County	Facility Name	Project System Targeted for Renewal	Project Rough Order of Magnitude	Judicial Branch Share of Cost	County Share of Cost
4,325	Los Angeles	Bellflower Courthouse	D2010-Plumbing Fixtures	\$ 47,383	\$ 36,930	\$ 10,453
4,326	Los Angeles	Glendale Courthouse	D2010-Plumbing Fixtures	\$ 42,042	\$ 38,065	\$ 3,977
4,327	Los Angeles	Chatsworth Courthouse	D2010-Plumbing Fixtures	\$ 45,472	\$ 38,106	\$ 7,366
4,328	El Dorado	Cameron Park	D2010-Plumbing Fixtures	\$ 38,114	\$ 38,114	\$ -
4,329	San Francisco	Polk St. Annex	D2010-Plumbing Fixtures	\$ 38,922	\$ 38,922	\$ -
4,330	Sonoma	Hall of Justice	D2010-Plumbing Fixtures	\$ 38,969	\$ 38,969	\$ -
4,331	San Diego	South County Regional Center	D2010-Plumbing Fixtures	\$ 109,461	\$ 39,231	\$ 70,230
4,332	Kern	Shafter/Wasco Courts Bldg.	D2010-Plumbing Fixtures	\$ 43,780	\$ 39,380	\$ 4,400
4,333	Santa Clara	Downtown Superior Court	D2010-Plumbing Fixtures	\$ 39,594	\$ 39,594	\$ -
4,334	Riverside	Southwest Justice Center	D2010-Plumbing Fixtures	\$ 52,109	\$ 39,811	\$ 12,298
4,335	Kern	Bakersfield Juvenile Center	D2010-Plumbing Fixtures	\$ 60,153	\$ 40,158	\$ 19,995
4,336	Los Angeles	Van Nuys Courthouse East	D2010-Plumbing Fixtures	\$ 46,523	\$ 41,750	\$ 4,773
4,337	Los Angeles	Inglewood Juvenile Court	D2010-Plumbing Fixtures	\$ 42,165	\$ 42,165	\$ -
4,338	Kern	Bakersfield Justice Bldg.	D2010-Plumbing Fixtures	\$ 42,454	\$ 42,454	\$ -
4,339	Los Angeles	Pasadena Courthouse	D2010-Plumbing Fixtures	\$ 61,692	\$ 42,783	\$ 18,909
4,340	Los Angeles	Alfred J. McCourtney Juvenile Justice Center	D2010-Plumbing Fixtures	\$ 62,076	\$ 42,863	\$ 19,213
4,341	Imperial	Imperial County Courthouse	D2010-Plumbing Fixtures	\$ 42,928	\$ 42,928	\$ -
4,342	San Bernardino	Joshua Tree Courthouse	D2010-Plumbing Fixtures	\$ 42,928	\$ 42,928	\$ -
4,343	Solano	Law And Justice Center	D2010-Plumbing Fixtures	\$ 43,055	\$ 43,055	\$ -
4,344	Los Angeles	Metropolitan Courthouse	D2010-Plumbing Fixtures	\$ 45,697	\$ 43,202	\$ 2,495
4,345	Santa Clara	Hall of Justice (East)	D2010-Plumbing Fixtures	\$ 43,646	\$ 43,646	\$ -
4,346	Los Angeles	Torrance Courthouse	D2010-Plumbing Fixtures	\$ 51,306	\$ 43,682	\$ 7,624
4,347	Los Angeles	Pomona Courthouse North	D2010-Plumbing Fixtures	\$ 44,356	\$ 44,356	\$ -
4,348	Contra Costa	Jail Annex	D2010-Plumbing Fixtures	\$ 45,110	\$ 45,110	\$ -
4,349	Humboldt	Humboldt County Courthouse (Eureka)	D2010-Plumbing Fixtures	\$ 137,734	\$ 45,948	\$ 91,786
4,350	Orange	Harbor Justice Center-Newport Beach Facility	D2010-Plumbing Fixtures	\$ 55,567	\$ 46,854	\$ 8,713
4,351	Los Angeles	Pomona Courthouse South	D2010-Plumbing Fixtures	\$ 47,686	\$ 47,686	\$ -
4,352	Los Angeles	Alfred J. McCourtney Juvenile Justice Center	D2010-Plumbing Fixtures	\$ 69,959	\$ 48,307	\$ 21,652
4,353	Butte	Chico Courthouse	D2010-Plumbing Fixtures	\$ 48,984	\$ 48,984	\$ -
4,354	Los Angeles	El Monte Courthouse	D2010-Plumbing Fixtures	\$ 84,774	\$ 49,271	\$ 35,503
4,355	Los Angeles	Malibu Courthouse	D2010-Plumbing Fixtures	\$ 132,012	\$ 50,138	\$ 81,874
4,356	San Diego	North County Regional Center - South	D2010-Plumbing Fixtures	\$ 75,555	\$ 50,803	\$ 24,752
4,357	Los Angeles	West Covina Courthouse	D2010-Plumbing Fixtures	\$ 50,935	\$ 50,935	\$ -



Line #	County	Facility Name	Project System Targeted for Renewal	Project Rough Order of Magnitude	Judicial Branch Share of Cost	County Share of Cost
4,358	Orange	Betty Lou Lamoreaux Justice Center	D2010-Plumbing Fixtures	\$ 63,904	\$ 51,091	\$ 12,813
4,359	Los Angeles	Whittier Courthouse	D2010-Plumbing Fixtures	\$ 51,116	\$ 51,116	\$ -
4,360	Los Angeles	Santa Monica Courthouse	D2010-Plumbing Fixtures	\$ 65,348	\$ 51,292	\$ 14,056
4,361	Fresno	Fresno County Courthouse	D2010-Plumbing Fixtures	\$ 53,653	\$ 51,459	\$ 2,194
4,362	Alameda	Wiley W. Manuel Courthouse	D2010-Plumbing Fixtures	\$ 62,053	\$ 52,000	\$ 10,053
4,363	Solano	Hall of Justice	D2010-Plumbing Fixtures	\$ 52,662	\$ 52,662	\$ -
4,364	Los Angeles	Pomona Courthouse North	D2010-Plumbing Fixtures	\$ 52,680	\$ 52,680	\$ -
4,365	Alameda	Fremont Hall of Justice	D2010-Plumbing Fixtures	\$ 53,701	\$ 53,701	\$ -
4,366	San Diego	South County Regional Center	D2010-Plumbing Fixtures	\$ 54,143	\$ 54,143	\$ -
4,367	Orange	Central Justice Center	D2010-Plumbing Fixtures	\$ 54,244	\$ 54,244	\$ -
4,368	Sacramento	Carol Miller Justice Center Court Facility	D2010-Plumbing Fixtures	\$ 56,258	\$ 54,992	\$ 1,266
4,369	Los Angeles	Glendale Courthouse	D2010-Plumbing Fixtures	\$ 61,339	\$ 55,536	\$ 5,803
4,370	Los Angeles	Pomona Courthouse South	D2010-Plumbing Fixtures	\$ 55,566	\$ 55,566	\$ -
4,371	Los Angeles	Central Arraignment Courts	D2010-Plumbing Fixtures	\$ 62,076	\$ 56,011	\$ 6,065
4,372	Imperial	Imperial County Courthouse	D2010-Plumbing Fixtures	\$ 56,057	\$ 56,057	\$ -
4,373	Riverside	Larson Justice Center	D2010-Plumbing Fixtures	\$ 56,944	\$ 56,944	\$ -
4,374	Los Angeles	Pasadena Courthouse	D2010-Plumbing Fixtures	\$ 82,761	\$ 57,395	\$ 25,366
4,375	Kern	Bakersfield Justice Bldg.	D2010-Plumbing Fixtures	\$ 57,818	\$ 57,818	\$ -
4,376	Del Norte	Del Norte County Superior Court	D2010-Plumbing Fixtures	\$ 94,532	\$ 57,920	\$ 36,612
4,377	Kern	Bakersfield Superior Court	D2010-Plumbing Fixtures	\$ 58,420	\$ 58,420	\$ -
4,378	Los Angeles	Beverly Hills Courthouse	D2010-Plumbing Fixtures	\$ 73,872	\$ 58,743	\$ 15,129
4,379	Kern	Bakersfield Superior Court	D2010-Plumbing Fixtures	\$ 58,974	\$ 58,974	\$ -
4,380	Riverside	Hall of Justice	D2010-Plumbing Fixtures	\$ 59,441	\$ 59,441	\$ -
4,381	Los Angeles	East Los Angeles Courthouse	D2010-Plumbing Fixtures	\$ 77,474	\$ 60,213	\$ 17,261
4,382	Los Angeles	San Fernando Courthouse	D2010-Plumbing Fixtures	\$ 60,548	\$ 60,548	\$ -
4,383	Los Angeles	West Covina Courthouse	D2010-Plumbing Fixtures	\$ 60,584	\$ 60,584	\$ -
4,384	Kern	Bakersfield Superior Court	D2010-Plumbing Fixtures	\$ 62,679	\$ 62,679	\$ -
4,385	Contra Costa	Bray Courts	D2010-Plumbing Fixtures	\$ 64,259	\$ 64,259	\$ -
4,386	Los Angeles	Edmund D. Edelman Children's Court	D2010-Plumbing Fixtures	\$ 92,721	\$ 64,895	\$ 27,826
4,387	San Mateo	Central Branch	D2010-Plumbing Fixtures	\$ 65,687	\$ 65,687	\$ -
4,388	Los Angeles	Airport Courthouse	D2010-Plumbing Fixtures	\$ 85,284	\$ 65,814	\$ 19,470
4,389	Los Angeles	Metropolitan Courthouse	D2010-Plumbing Fixtures	\$ 69,957	\$ 66,137	\$ 3,820
4,390	Los Angeles	West Covina Courthouse	D2010-Plumbing Fixtures	\$ 66,337	\$ 66,337	\$ -
4,391	Los Angeles	East Los Angeles Courthouse	D2010-Plumbing Fixtures	\$ 85,475	\$ 66,431	\$ 19,044
4,392	San Francisco	Hall of Justice	D2010-Plumbing Fixtures	\$ 66,606	\$ 66,606	\$ -
4,393	Kern	Bakersfield Justice Bldg.	D2010-Plumbing Fixtures	\$ 66,921	\$ 66,921	\$ -



Line #	County	Facility Name	Project System Targeted for Renewal	Project Rough Order of Magnitude	Judicial Branch Share of Cost	County Share of Cost
4,394	San Bernardino	Victorville Courthouse-Dept. N-1	D2010-Plumbing Fixtures	\$ 67,206	\$ 67,206	\$ -
4,395	Los Angeles	Alhambra Courthouse	D2010-Plumbing Fixtures	\$ 78,424	\$ 67,445	\$ 10,979
4,396	Tulare	Visalia Superior Court	D2010-Plumbing Fixtures	\$ 67,821	\$ 67,821	\$ -
4,397	Los Angeles	Pomona Courthouse North	D2010-Plumbing Fixtures	\$ 68,155	\$ 68,155	\$ -
4,398	Los Angeles	West Covina Courthouse	D2010-Plumbing Fixtures	\$ 68,155	\$ 68,155	\$ -
4,399	Orange	Harbor Justice Center-Newport Beach Facility	D2010-Plumbing Fixtures	\$ 81,366	\$ 68,608	\$ 12,758
4,400	Stanislaus	Modesto Main Courthouse	D2010-Plumbing Fixtures	\$ 70,552	\$ 70,404	\$ 148
4,401	Alameda	Wiley W. Manuel Courthouse	D2010-Plumbing Fixtures	\$ 70,948	\$ 70,948	\$ -
4,402	Los Angeles	Pasadena Courthouse	D2010-Plumbing Fixtures	\$ 103,071	\$ 71,480	\$ 31,591
4,403	Los Angeles	East Los Angeles Courthouse	D2010-Plumbing Fixtures	\$ 93,114	\$ 72,368	\$ 20,746
4,404	Napa	Historic Courthouse	D2010-Plumbing Fixtures	\$ 72,960	\$ 72,960	\$ -
4,405	Riverside	Larson Justice Center	D2010-Plumbing Fixtures	\$ 75,311	\$ 73,345	\$ 1,966
4,406	Los Angeles	Van Nuys Courthouse East	D2010-Plumbing Fixtures	\$ 83,734	\$ 75,143	\$ 8,591
4,407	San Bernardino	Barstow Courthouse	D2010-Plumbing Fixtures	\$ 77,286	\$ 77,286	\$ -
4,408	Los Angeles	Downey Courthouse	D2010-Plumbing Fixtures	\$ 93,049	\$ 77,882	\$ 15,167
4,409	Napa	Criminal Court Building	D2010-Plumbing Fixtures	\$ 77,895	\$ 77,895	\$ -
4,410	Los Angeles	Torrance Courthouse	D2010-Plumbing Fixtures	\$ 86,872	\$ 78,558	\$ 8,314
4,411	San Francisco	Civic Center Courthouse	D2010-Plumbing Fixtures	\$ 79,909	\$ 79,909	\$ -
4,412	San Diego	East County Regional Center	D2010-Plumbing Fixtures	\$ 119,038	\$ 80,601	\$ 38,437
4,413	Los Angeles	Van Nuys Courthouse East	D2010-Plumbing Fixtures	\$ 90,187	\$ 80,934	\$ 9,253
4,414	Los Angeles	Inglewood Courthouse	D2010-Plumbing Fixtures	\$ 81,925	\$ 81,925	\$ -
4,415	Solano	Hall of Justice	D2010-Plumbing Fixtures	\$ 82,595	\$ 82,595	\$ -
4,416	Tulare	Visalia Superior Court	D2010-Plumbing Fixtures	\$ 261,018	\$ 84,387	\$ 176,631
4,417	Solano	Solano Justice Building	D2010-Plumbing Fixtures	\$ 110,927	\$ 84,415	\$ 26,512
4,418	Sacramento	Carol Miller Justice Center Court Facility	D2010-Plumbing Fixtures	\$ 86,513	\$ 84,566	\$ 1,947
4,419	Humboldt	Humboldt County Courthouse (Eureka)	D2010-Plumbing Fixtures	\$ 86,084	\$ 86,084	\$ -
4,420	Los Angeles	Bellflower Courthouse	D2010-Plumbing Fixtures	\$ 110,752	\$ 86,320	\$ 24,432
4,421	Fresno	Fresno County Courthouse	D2010-Plumbing Fixtures	\$ 91,350	\$ 87,614	\$ 3,736
4,422	Solano	Hall of Justice	D2010-Plumbing Fixtures	\$ 121,012	\$ 88,121	\$ 32,891
4,423	Los Angeles	Van Nuys Courthouse West	D2010-Plumbing Fixtures	\$ 110,801	\$ 89,173	\$ 21,628
4,424	San Bernardino	Fontana Courthouse	D2010-Plumbing Fixtures	\$ 89,371	\$ 89,371	\$ -
4,425	Alameda	Hayward Hall of Justice	D2010-Plumbing Fixtures	\$ 89,501	\$ 89,501	\$ -
4,426	Los Angeles	El Monte Courthouse	D2010-Plumbing Fixtures	\$ 154,106	\$ 89,566	\$ 64,540
4,427	El Dorado	Bldg. C	D2010-Plumbing Fixtures	\$ 434,193	\$ 89,878	\$ 344,315
4,428	Los Angeles	San Fernando Courthouse	D2010-Plumbing Fixtures	\$ 108,234	\$ 90,278	\$ 17,956



Line #	County	Facility Name	Project System Targeted for Renewal	Project Rough Order of Magnitude	Judicial Branch Share of Cost	County Share of Cost
4,429	San Diego	South County Regional Center	D2010-Plumbing Fixtures	\$ 91,094	\$ 91,094	\$ -
4,430	Solano	Hall of Justice	D2010-Plumbing Fixtures	\$ 126,416	\$ 92,056	\$ 34,360
4,431	Nevada	Nevada City Courthouse	D2010-Plumbing Fixtures	\$ 141,812	\$ 92,887	\$ 48,925
4,432	Alameda	Hayward Hall of Justice	D2010-Plumbing Fixtures	\$ 93,353	\$ 93,353	\$ -
4,433	San Bernardino	Rancho Cucamonga Courthouse	D2010-Plumbing Fixtures	\$ 94,209	\$ 94,209	\$ -
4,434	Ventura	Hall of Justice	D2010-Plumbing Fixtures	\$ 97,200	\$ 97,200	\$ -
4,435	Riverside	Hall of Justice	D2010-Plumbing Fixtures	\$ 97,325	\$ 97,325	\$ -
4,436	Nevada	Nevada City Courthouse Annex	D2010-Plumbing Fixtures	\$ 228,498	\$ 97,591	\$ 130,907
4,437	Santa Barbara	Santa Maria Courts Bldgs C + D	D2010-Plumbing Fixtures	\$ 179,718	\$ 98,306	\$ 81,412
4,438	Santa Barbara	Santa Maria Courts Bldgs C + D	D2010-Plumbing Fixtures	\$ 179,718	\$ 98,306	\$ 81,412
4,439	Los Angeles	Eastlake Juvenile Court	D2010-Plumbing Fixtures	\$ 181,868	\$ 99,627	\$ 82,241
4,440	Santa Clara	Historic Courthouse	D2010-Plumbing Fixtures	\$ 101,799	\$ 101,799	\$ -
4,441	Tulare	Visalia Superior Court	D2010-Plumbing Fixtures	\$ 102,150	\$ 102,150	\$ -
4,442	Alameda	Wiley W. Manuel Courthouse	D2010-Plumbing Fixtures	\$ 122,999	\$ 103,073	\$ 19,926
4,443	Los Angeles	Metropolitan Courthouse	D2010-Plumbing Fixtures	\$ 109,110	\$ 103,153	\$ 5,957
4,444	Los Angeles	Alhambra Courthouse	D2010-Plumbing Fixtures	\$ 119,994	\$ 103,195	\$ 16,799
4,445	Orange	Betty Lou Lamoreaux Justice Center	D2010-Plumbing Fixtures	\$ 129,637	\$ 103,645	\$ 25,992
4,446	Santa Barbara	Santa Maria Courts Bldgs C + D	D2010-Plumbing Fixtures	\$ 105,479	\$ 105,479	\$ -
4,447	Los Angeles	Bellflower Courthouse	D2010-Plumbing Fixtures	\$ 135,507	\$ 105,614	\$ 29,893
4,448	Los Angeles	West Covina Courthouse	D2010-Plumbing Fixtures	\$ 108,445	\$ 108,445	\$ -
4,449	Los Angeles	Torrance Courthouse	D2010-Plumbing Fixtures	\$ 127,688	\$ 108,714	\$ 18,974
4,450	Placer	Historic Courthouse	D2010-Plumbing Fixtures	\$ 143,534	\$ 110,521	\$ 33,013
4,451	Imperial	Imperial County Courthouse	D2010-Plumbing Fixtures	\$ 110,817	\$ 110,817	\$ -
4,452	Los Angeles	Alfred J. McCourtney Juvenile Justice Center	D2010-Plumbing Fixtures	\$ 161,443	\$ 111,476	\$ 49,967
4,453	San Bernardino	Rancho Cucamonga Courthouse	D2010-Plumbing Fixtures	\$ 147,300	\$ 112,022	\$ 35,278
4,454	Los Angeles	Van Nuys Courthouse East	D2010-Plumbing Fixtures	\$ 126,113	\$ 113,174	\$ 12,939
4,455	Los Angeles	Inglewood Courthouse	D2010-Plumbing Fixtures	\$ 113,962	\$ 113,962	\$ -
4,456	Los Angeles	East Los Angeles Courthouse	D2010-Plumbing Fixtures	\$ 147,987	\$ 115,015	\$ 32,972
4,457	El Dorado	Johnson Bldg.	D2010-Plumbing Fixtures	\$ 115,043	\$ 115,043	\$ -
4,458	Los Angeles	Compton Courthouse	D2010-Plumbing Fixtures	\$ 115,621	\$ 115,621	\$ -
4,459	Humboldt	Humboldt County Courthouse (Eureka)	D2010-Plumbing Fixtures	\$ 115,884	\$ 115,884	\$ -
4,460	Alameda	Fremont Hall of Justice	D2010-Plumbing Fixtures	\$ 117,402	\$ 117,402	\$ -
4,461	Los Angeles	Clara Shortridge Foltz Criminal Justice Center	D2010-Plumbing Fixtures	\$ 170,950	\$ 117,597	\$ 53,353
4,462	Orange	Civil Complex Center ("CXC")	D2010-Plumbing Fixtures	\$ 118,880	\$ 118,880	\$ -



Line #	County	Facility Name	Project System Targeted for Renewal	Project Rough Order of Magnitude	Judicial Branch Share of Cost	County Share of Cost
4,463	Los Angeles	Whittier Courthouse	D2010-Plumbing Fixtures	\$ 119,054	\$ 119,054	\$ -
4,464	Solano	Law And Justice Center	D2010-Plumbing Fixtures	\$ 949,334	\$ 120,281	\$ 829,053
4,465	Los Angeles	Pomona Courthouse South	D2010-Plumbing Fixtures	\$ 124,713	\$ 124,713	\$ -
4,466	San Francisco	Hall of Justice	D2010-Plumbing Fixtures	\$ 125,432	\$ 125,432	\$ -
4,467	Contra Costa	Walnut Creek Courthouse	D2010-Plumbing Fixtures	\$ 127,389	\$ 127,389	\$ -
4,468	Los Angeles	Pomona Courthouse South	D2010-Plumbing Fixtures	\$ 127,790	\$ 127,790	\$ -
4,469	Los Angeles	Alhambra Courthouse	D2010-Plumbing Fixtures	\$ 149,784	\$ 128,814	\$ 20,970
4,470	Orange	North Justice Center	D2010-Plumbing Fixtures	\$ 142,791	\$ 128,955	\$ 13,836
4,471	Los Angeles	Norwalk Courthouse	D2010-Plumbing Fixtures	\$ 152,705	\$ 129,845	\$ 22,860
4,472	Los Angeles	Norwalk Courthouse	D2010-Plumbing Fixtures	\$ 155,190	\$ 131,958	\$ 23,232
4,473	Santa Clara	Downtown Superior Court	D2010-Plumbing Fixtures	\$ 133,071	\$ 133,071	\$ -
4,474	Orange	North Justice Center	D2010-Plumbing Fixtures	\$ 150,375	\$ 135,804	\$ 14,571
4,475	Los Angeles	Compton Courthouse	D2010-Plumbing Fixtures	\$ 136,397	\$ 136,397	\$ -
4,476	San Diego	County Courthouse	D2010-Plumbing Fixtures	\$ 176,778	\$ 136,862	\$ 39,916
4,477	Los Angeles	Compton Courthouse	D2010-Plumbing Fixtures	\$ 140,153	\$ 140,153	\$ -
4,478	Los Angeles	Michael D. Antonovich Antelope Valley Courthouse	D2010-Plumbing Fixtures	\$ 191,872	\$ 141,045	\$ 50,827
4,479	Kern	Bakersfield Justice Bldg.	D2010-Plumbing Fixtures	\$ 141,280	\$ 141,280	\$ -
4,480	Santa Clara	Santa Clara Courthouse	D2010-Plumbing Fixtures	\$ 141,523	\$ 141,523	\$ -
4,481	Shasta	Main Courthouse	D2010-Plumbing Fixtures	\$ 205,095	\$ 142,972	\$ 62,123
4,482	Los Angeles	Van Nuys Courthouse West	D2010-Plumbing Fixtures	\$ 178,389	\$ 143,567	\$ 34,822
4,483	Los Angeles	Norwalk Courthouse	D2010-Plumbing Fixtures	\$ 170,950	\$ 145,359	\$ 25,591
4,484	Los Angeles	East Los Angeles Courthouse	D2010-Plumbing Fixtures	\$ 188,350	\$ 146,386	\$ 41,964
4,485	Ventura	East County Courthouse	D2010-Plumbing Fixtures	\$ 239,018	\$ 147,594	\$ 91,424
4,486	Riverside	Hall of Justice	D2010-Plumbing Fixtures	\$ 148,582	\$ 148,582	\$ -
4,487	San Bernardino	Chino Courthouse	D2010-Plumbing Fixtures	\$ 152,246	\$ 152,246	\$ -
4,488	Stanislaus	Modesto Main Courthouse	D2010-Plumbing Fixtures	\$ 155,374	\$ 155,048	\$ 326
4,489	Los Angeles	Pasadena Courthouse	D2010-Plumbing Fixtures	\$ 225,654	\$ 156,491	\$ 69,163
4,490	Los Angeles	Downey Courthouse	D2010-Plumbing Fixtures	\$ 187,426	\$ 156,876	\$ 30,550
4,491	Los Angeles	Metropolitan Courthouse	D2010-Plumbing Fixtures	\$ 166,544	\$ 157,451	\$ 9,093
4,492	San Diego	East County Regional Center	D2010-Plumbing Fixtures	\$ 158,365	\$ 158,365	\$ -
4,493	Sacramento	Gordon Schaber Sacramento Superior Court	D2010-Plumbing Fixtures	\$ 163,693	\$ 163,693	\$ -
4,494	Los Angeles	Edmund D. Edelman Children's Court	D2010-Plumbing Fixtures	\$ 236,621	\$ 165,611	\$ 71,010
4,495	Sacramento	Gordon Schaber Sacramento Superior Court	D2010-Plumbing Fixtures	\$ 166,034	\$ 166,034	\$ -



Line #	County	Facility Name	Project System Targeted for Renewal	Project Rough Order of Magnitude	Judicial Branch Share of Cost	County Share of Cost
4,496	Los Angeles	Beverly Hills Courthouse	D2010-Plumbing Fixtures	\$ 209,929	\$ 166,936	\$ 42,993
4,497	Los Angeles	Inglewood Courthouse	D2010-Plumbing Fixtures	\$ 168,764	\$ 168,764	\$ -
4,498	San Bernardino	Chino Courthouse	D2010-Plumbing Fixtures	\$ 169,808	\$ 169,808	\$ -
4,499	Los Angeles	Van Nuys Courthouse West	D2010-Plumbing Fixtures	\$ 216,194	\$ 173,993	\$ 42,201
4,500	Riverside	Corona	D2010-Plumbing Fixtures	\$ 175,752	\$ 175,752	\$ -
4,501	Los Angeles	Whittier Courthouse	D2010-Plumbing Fixtures	\$ 177,090	\$ 177,090	\$ -
4,502	San Diego	South County Regional Center	D2010-Plumbing Fixtures	\$ 178,368	\$ 178,368	\$ -
4,503	Santa Barbara	Santa Maria Courts, Bldg G	D2010-Plumbing Fixtures	\$ 191,466	\$ 184,746	\$ 6,720
4,504	Orange	Central Justice Center	D2010-Plumbing Fixtures	\$ 186,825	\$ 186,825	\$ -
4,505	Stanislaus	Modesto Main Courthouse	D2010-Plumbing Fixtures	\$ 186,896	\$ 186,896	\$ -
4,506	Sacramento	Carol Miller Justice Center Court Facility	D2010-Plumbing Fixtures	\$ 187,917	\$ 187,917	\$ -
4,507	Fresno	B.F. Sisk Courthouse	D2010-Plumbing Fixtures	\$ 188,816	\$ 188,816	\$ -
4,508	Contra Costa	Bray Courts	D2010-Plumbing Fixtures	\$ 189,633	\$ 189,633	\$ -
4,509	Ventura	Hall of Justice	D2010-Plumbing Fixtures	\$ 192,036	\$ 192,036	\$ -
4,510	Kern	Bakersfield Superior Court	D2010-Plumbing Fixtures	\$ 192,955	\$ 192,955	\$ -
4,511	Alameda	George E. McDonald Hall of Justice	D2010-Plumbing Fixtures	\$ 198,310	\$ 198,310	\$ -
4,512	San Diego	North County Regional Center - North	D2010-Plumbing Fixtures	\$ 205,050	\$ 205,050	\$ -
4,513	Los Angeles	Norwalk Courthouse	D2010-Plumbing Fixtures	\$ 242,165	\$ 205,913	\$ 36,252
4,514	San Diego	Kearny Mesa Court	D2010-Plumbing Fixtures	\$ 206,473	\$ 206,473	\$ -
4,515	Orange	North Justice Center	D2010-Plumbing Fixtures	\$ 233,174	\$ 210,579	\$ 22,595
4,516	Alameda	Wiley W. Manuel Courthouse	D2010-Plumbing Fixtures	\$ 218,930	\$ 218,930	\$ -
4,517	San Bernardino	Rancho Cucamonga Courthouse	D2010-Plumbing Fixtures	\$ 227,012	\$ 227,012	\$ -
4,518	Santa Clara	Hall of Justice (West)	D2010-Plumbing Fixtures	\$ 233,207	\$ 233,207	\$ -
4,519	Los Angeles	Downey Courthouse	D2010-Plumbing Fixtures	\$ 286,915	\$ 240,148	\$ 46,767
4,520	Los Angeles	Compton Courthouse	D2010-Plumbing Fixtures	\$ 240,325	\$ 240,325	\$ -
4,521	San Diego	Family Court	D2010-Plumbing Fixtures	\$ 242,411	\$ 242,411	\$ -
4,522	Kern	Bakersfield Superior Court	D2010-Plumbing Fixtures	\$ 244,929	\$ 244,929	\$ -
4,523	San Diego	East County Regional Center	D2010-Plumbing Fixtures	\$ 246,396	\$ 246,396	\$ -
4,524	Los Angeles	Norwalk Courthouse	D2010-Plumbing Fixtures	\$ 291,688	\$ 248,022	\$ 43,666
4,525	Sacramento	Gordon Schaber Sacramento Superior Court	D2010-Plumbing Fixtures	\$ 255,327	\$ 255,327	\$ -
4,526	Los Angeles	Stanley Mosk Courthouse	D2010-Plumbing Fixtures	\$ 271,932	\$ 264,481	\$ 7,451
4,527	San Diego	Juvenile Court	D2010-Plumbing Fixtures	\$ 277,886	\$ 277,886	\$ -
4,528	Solano	Solano Justice Building	D2010-Plumbing Fixtures	\$ 376,208	\$ 286,294	\$ 89,914
4,529	Los Angeles	Compton Courthouse	D2010-Plumbing Fixtures	\$ 291,409	\$ 291,409	\$ -
4,530	Riverside	Riverside Juvenile Court	D2010-Plumbing Fixtures	\$ 292,546	\$ 292,546	\$ -



Line #	County	Facility Name	Project System Targeted for Renewal	Project Rough Order of Magnitude	Judicial Branch Share of Cost	County Share of Cost
4,531	Santa Cruz	Main Courthouse	D2010-Plumbing Fixtures	\$ 298,077	\$ 295,424	\$ 2,653
4,532	San Francisco	Hall of Justice	D2010-Plumbing Fixtures	\$ 300,482	\$ 300,482	\$ -
4,533	Alameda	Wiley W. Manuel Courthouse	D2010-Plumbing Fixtures	\$ 307,852	\$ 307,852	\$ -
4,534	Los Angeles	East Los Angeles Courthouse	D2010-Plumbing Fixtures	\$ 403,608	\$ 313,684	\$ 89,924
4,535	Ventura	Hall of Justice	D2010-Plumbing Fixtures	\$ 316,345	\$ 316,345	\$ -
4,536	Alameda	Wiley W. Manuel Courthouse	D2010-Plumbing Fixtures	\$ 316,894	\$ 316,894	\$ -
4,537	Los Angeles	Inglewood Courthouse	D2010-Plumbing Fixtures	\$ 319,129	\$ 319,129	\$ -
4,538	Los Angeles	El Monte Courthouse	D2010-Plumbing Fixtures	\$ 556,088	\$ 323,198	\$ 232,890
4,539	Los Angeles	Central Arraignment Courts	D2010-Plumbing Fixtures	\$ 364,425	\$ 328,821	\$ 35,604
4,540	Sacramento	Carol Miller Justice Center Court Facility	D2010-Plumbing Fixtures	\$ 339,310	\$ 331,676	\$ 7,634
4,541	Los Angeles	Clara Shortridge Foltz Criminal Justice Center	D2010-Plumbing Fixtures	\$ 498,889	\$ 343,186	\$ 155,703
4,542	Orange	North Justice Center	D2010-Plumbing Fixtures	\$ 380,459	\$ 343,593	\$ 36,866
4,543	Tulare	Visalia Superior Court	D2010-Plumbing Fixtures	\$ 356,876	\$ 356,876	\$ -
4,544	Contra Costa	Wakefield Taylor Courthouse	D2010-Plumbing Fixtures	\$ 357,426	\$ 357,426	\$ -
4,545	Ventura	Hall of Justice	D2010-Plumbing Fixtures	\$ 517,257	\$ 361,356	\$ 155,901
4,546	Alameda	Fremont Hall of Justice	D2010-Plumbing Fixtures	\$ 461,159	\$ 366,160	\$ 94,999
4,547	Los Angeles	Stanley Mosk Courthouse	D2010-Plumbing Fixtures	\$ 388,683	\$ 378,033	\$ 10,650
4,548	Los Angeles	Santa Monica Courthouse	D2010-Plumbing Fixtures	\$ 522,947	\$ 410,461	\$ 112,486
4,549	Los Angeles	Torrance Courthouse	D2010-Plumbing Fixtures	\$ 491,692	\$ 418,627	\$ 73,065
4,550	Los Angeles	Stanley Mosk Courthouse	D2010-Plumbing Fixtures	\$ 461,416	\$ 448,773	\$ 12,643
4,551	Santa Barbara	Santa Barbara County Courthouse	D2010-Plumbing Fixtures	\$ 452,046	\$ 452,046	\$ -
4,552	Contra Costa	George D. Carroll Courthouse	D2010-Plumbing Fixtures	\$ 472,194	\$ 472,194	\$ -
4,553	Los Angeles	Pomona Courthouse South	D2010-Plumbing Fixtures	\$ 472,937	\$ 472,937	\$ -
4,554	Los Angeles	Compton Courthouse	D2010-Plumbing Fixtures	\$ 473,267	\$ 473,267	\$ -
4,555	Sacramento	Gordon Schaber Sacramento Superior Court	D2010-Plumbing Fixtures	\$ 482,318	\$ 482,318	\$ -
4,556	Los Angeles	Clara Shortridge Foltz Criminal Justice Center	D2010-Plumbing Fixtures	\$ 712,714	\$ 490,276	\$ 222,438
4,557	Tulare	Visalia Superior Court	D2010-Plumbing Fixtures	\$ 509,407	\$ 509,407	\$ -
4,558	Los Angeles	Clara Shortridge Foltz Criminal Justice Center	D2010-Plumbing Fixtures	\$ 775,949	\$ 533,775	\$ 242,174
4,559	San Diego	East County Regional Center	D2010-Plumbing Fixtures	\$ 551,822	\$ 551,822	\$ -
4,560	Alameda	Hayward Hall of Justice	D2010-Plumbing Fixtures	\$ 634,168	\$ 559,970	\$ 74,198
4,561	Los Angeles	Pasadena Courthouse	D2010-Plumbing Fixtures	\$ 833,531	\$ 578,054	\$ 255,477
4,562	Los Angeles	Norwalk Courthouse	D2010-Plumbing Fixtures	\$ 753,401	\$ 640,617	\$ 112,784



Line #	County	Facility Name	Project System Targeted for Renewal	Project Rough Order of Magnitude	Judicial Branch Share of Cost	County Share of Cost
4,563	Los Angeles	Edmund D. Edelman Children's Court	D2010-Plumbing Fixtures	\$ 941,378	\$ 658,870	\$ 282,508
4,564	Los Angeles	Compton Courthouse	D2010-Plumbing Fixtures	\$ 707,578	\$ 707,578	\$ -
4,565	Orange	Harbor Justice Center-Newport Beach Facility	D2010-Plumbing Fixtures	\$ 761,923	\$ 761,923	\$ -
4,566	Orange	West Justice Center	D2010-Plumbing Fixtures	\$ 808,879	\$ 808,879	\$ -
4,567	Los Angeles	Compton Courthouse	D2010-Plumbing Fixtures	\$ 834,720	\$ 834,720	\$ -
4,568	Solano	Hall of Justice	D2010-Plumbing Fixtures	\$ 844,035	\$ 844,035	\$ -
4,569	Los Angeles	Compton Courthouse	D2010-Plumbing Fixtures	\$ 857,709	\$ 857,709	\$ -
4,570	Los Angeles	San Fernando Courthouse	D2010-Plumbing Fixtures	\$ 1,433,310	\$ 1,195,524	\$ 237,786
4,571	Ventura	Hall of Justice	D2010-Plumbing Fixtures	\$ 1,241,418	\$ 1,241,418	\$ -
4,572	Los Angeles	Metropolitan Courthouse	D2010-Plumbing Fixtures	\$ 1,419,210	\$ 1,341,721	\$ 77,489
4,573	Los Angeles	Metropolitan Courthouse	D2010-Plumbing Fixtures	\$ 1,444,906	\$ 1,366,014	\$ 78,892
4,574	San Bernardino	Rancho Cucamonga Courthouse	D2010-Plumbing Fixtures	\$ 1,497,720	\$ 1,497,720	\$ -
4,575	Sacramento	Gordon Schaber Sacramento Superior Court	D2010-Plumbing Fixtures	\$ 1,764,660	\$ 1,764,660	\$ -
4,576	Orange	Betty Lou Lamoreaux Justice Center	D2010-Plumbing Fixtures	\$ 2,892,520	\$ 2,312,570	\$ 579,950
4,577	Los Angeles	Clara Shortridge Foltz Criminal Justice Center	D2010-Plumbing Fixtures	\$ 5,490,495	\$ 3,776,912	\$ 1,713,583
4,578	Los Angeles	Stanley Mosk Courthouse	D2010-Plumbing Fixtures	\$ 4,254,960	\$ 4,138,374	\$ 116,586
4,579	Lake	Lakeport Court Facility	D2020-Domestic Water Distribution	\$ 1,089	\$ 327	\$ 762
4,580	Sonoma	Hall of Justice	D2020-Domestic Water Distribution	\$ 1,945	\$ 1,155	\$ 790
4,581	Siskiyou	Siskiyou County Courthouse	D2020-Domestic Water Distribution	\$ 1,469	\$ 1,469	\$ -
4,582	Los Angeles	Malibu Courthouse	D2020-Domestic Water Distribution	\$ 4,320	\$ 1,641	\$ 2,679
4,583	Del Norte	Del Norte County Superior Court	D2020-Domestic Water Distribution	\$ 1,722	\$ 1,722	\$ -
4,584	Merced	Old Court	D2020-Domestic Water Distribution	\$ 1,723	\$ 1,723	\$ -
4,585	Contra Costa	Concord Courthouse	D2020-Domestic Water Distribution	\$ 1,883	\$ 1,883	\$ -
4,586	San Diego	Trailer - Storage A	D2020-Domestic Water Distribution	\$ 1,889	\$ 1,889	\$ -
4,587	Los Angeles	David M. Kenyon Juvenile Justice Center	D2020-Domestic Water Distribution	\$ 5,358	\$ 2,179	\$ 3,179
4,588	Riverside	Hemet	D2020-Domestic Water Distribution	\$ 2,232	\$ 2,232	\$ -
4,589	Stanislaus	Hall of Records	D2020-Domestic Water Distribution	\$ 2,553	\$ 2,553	\$ -
4,590	Los Angeles	Glendale Courthouse	D2020-Domestic Water Distribution	\$ 2,854	\$ 2,584	\$ 270
4,591	Kern	Taft Courts Bldg.	D2020-Domestic Water Distribution	\$ 2,766	\$ 2,766	\$ -
4,592	Los Angeles	Parking Structure Lot 59- Whittier Admin CTR	D2020-Domestic Water Distribution	\$ 2,854	\$ 2,854	\$ -
4,593	Imperial	Imperial County Courthouse	D2020-Domestic Water Distribution	\$ 2,893	\$ 2,893	\$ -
4,594	Los Angeles	Pasadena Courthouse	D2020-Domestic Water Distribution	\$ 4,345	\$ 3,013	\$ 1,332



Line #	County	Facility Name	Project System Targeted for Renewal	Project Rough Order of Magnitude	Judicial Branch Share of Cost	County Share of Cost
4,595	Santa Barbara	Santa Barbara Court Trailer	D2020-Domestic Water Distribution	\$ 3,055	\$ 3,055	\$ -
4,596	Santa Barbara	Santa Barbara Juvenile Court	D2020-Domestic Water Distribution	\$ 3,055	\$ 3,055	\$ -
4,597	San Diego	Trailer - Dept 34	D2020-Domestic Water Distribution	\$ 3,163	\$ 3,163	\$ -
4,598	San Diego	Trailer - Dept 35	D2020-Domestic Water Distribution	\$ 3,163	\$ 3,163	\$ -
4,599	Los Angeles	Metropolitan Courthouse	D2020-Domestic Water Distribution	\$ 3,491	\$ 3,300	\$ 191
4,600	Del Norte	Del Norte County Superior Court	D2020-Domestic Water Distribution	\$ 3,316	\$ 3,316	\$ -
4,601	El Dorado	Cameron Park	D2020-Domestic Water Distribution	\$ 3,378	\$ 3,378	\$ -
4,602	Los Angeles	Stanley Mosk Courthouse	D2020-Domestic Water Distribution	\$ 3,491	\$ 3,395	\$ 96
4,603	Riverside	Palm Springs Courts	D2020-Domestic Water Distribution	\$ 9,265	\$ 3,763	\$ 5,502
4,604	Los Angeles	Monrovia Training Center	D2020-Domestic Water Distribution	\$ 5,358	\$ 3,766	\$ 1,592
4,605	Kern	Delano/North Kern Court	D2020-Domestic Water Distribution	\$ 5,237	\$ 4,223	\$ 1,014
4,606	Orange	Civil Complex Center ("CXC")	D2020-Domestic Water Distribution	\$ 4,321	\$ 4,321	\$ -
4,607	Orange	Civil Complex Center ("CXC")	D2020-Domestic Water Distribution	\$ 4,321	\$ 4,321	\$ -
4,608	San Diego	Trailer - Family Support	D2020-Domestic Water Distribution	\$ 4,330	\$ 4,330	\$ -
4,609	Los Angeles	David M. Kenyon Juvenile Justice Center	D2020-Domestic Water Distribution	\$ 10,716	\$ 4,357	\$ 6,359
4,610	Los Angeles	Inglewood Juvenile Court	D2020-Domestic Water Distribution	\$ 5,588	\$ 4,514	\$ 1,074
4,611	Los Angeles	San Fernando Courthouse	D2020-Domestic Water Distribution	\$ 4,608	\$ 4,608	\$ -
4,612	San Diego	North County Regional Center - Annex	D2020-Domestic Water Distribution	\$ 4,645	\$ 4,645	\$ -
4,613	El Dorado	Cameron Park	D2020-Domestic Water Distribution	\$ 4,929	\$ 4,929	\$ -
4,614	Kern	Shafter/Wasco Courts Bldg.	D2020-Domestic Water Distribution	\$ 5,201	\$ 5,201	\$ -
4,615	Tulare	Tulare Division	D2020-Domestic Water Distribution	\$ 7,526	\$ 5,268	\$ 2,258
4,616	Shasta	Main Courthouse	D2020-Domestic Water Distribution	\$ 7,634	\$ 5,322	\$ 2,312
4,617	San Diego	Kearny Mesa Court	D2020-Domestic Water Distribution	\$ 5,365	\$ 5,365	\$ -
4,618	San Luis Obispo	1070 Palm St.	D2020-Domestic Water Distribution	\$ 5,498	\$ 5,498	\$ -
4,619	Los Angeles	Inglewood Courthouse	D2020-Domestic Water Distribution	\$ 7,413	\$ 5,527	\$ 1,886
4,620	San Luis Obispo	Grover Beach Branch	D2020-Domestic Water Distribution	\$ 5,715	\$ 5,715	\$ -
4,621	San Luis Obispo	1070 Palm St.	D2020-Domestic Water Distribution	\$ 5,805	\$ 5,805	\$ -
4,622	Los Angeles	Pomona Courthouse North	D2020-Domestic Water Distribution	\$ 5,853	\$ 5,853	\$ -
4,623	Riverside	Blythe Courthouse - Superior Court	D2020-Domestic Water Distribution	\$ 5,913	\$ 5,913	\$ -
4,624	San Bernardino	Fontana Courthouse	D2020-Domestic Water Distribution	\$ 5,934	\$ 5,934	\$ -
4,625	Tulare	Visalia Superior Court	D2020-Domestic Water Distribution	\$ 18,722	\$ 6,053	\$ 12,669
4,626	Sutter	Courthouse West	D2020-Domestic Water Distribution	\$ 6,326	\$ 6,326	\$ -
4,627	Los Angeles	Pasadena Courthouse	D2020-Domestic Water Distribution	\$ 9,145	\$ 6,342	\$ 2,803
4,628	Santa Barbara	Santa Barbara Jury Assembly Bldg.	D2020-Domestic Water Distribution	\$ 6,455	\$ 6,455	\$ -
4,629	San Mateo	Central Branch	D2020-Domestic Water Distribution	\$ 6,545	\$ 6,545	\$ -
4,630	San Diego	County Courthouse	D2020-Domestic Water Distribution	\$ 8,575	\$ 6,639	\$ 1,936



Line #	County	Facility Name	Project System Targeted for Renewal	Project Rough Order of Magnitude	Judicial Branch Share of Cost	County Share of Cost
4,631	Kings	Avenal Court	D2020-Domestic Water Distribution	\$ 11,804	\$ 6,848	\$ 4,956
4,632	Nevada	Nevada City Courthouse	D2020-Domestic Water Distribution	\$ 7,060	\$ 7,060	\$ -
4,633	Butte	Butte County Courthouse	D2020-Domestic Water Distribution	\$ 7,155	\$ 7,155	\$ -
4,634	San Bernardino	Chino Courthouse	D2020-Domestic Water Distribution	\$ 7,532	\$ 7,532	\$ -
4,635	Santa Barbara	Santa Barbara County Courthouse	D2020-Domestic Water Distribution	\$ 7,565	\$ 7,565	\$ -
4,636	Los Angeles	Burbank Courthouse	D2020-Domestic Water Distribution	\$ 8,556	\$ 7,765	\$ 791
4,637	Santa Clara	Historic Courthouse	D2020-Domestic Water Distribution	\$ 7,916	\$ 7,916	\$ -
4,638	San Bernardino	Barstow Courthouse	D2020-Domestic Water Distribution	\$ 7,928	\$ 7,928	\$ -
4,639	Riverside	Corona	D2020-Domestic Water Distribution	\$ 15,062	\$ 8,138	\$ 6,924
4,640	Riverside	Riverside Juvenile Court	D2020-Domestic Water Distribution	\$ 8,173	\$ 8,173	\$ -
4,641	Los Angeles	Airport Courthouse	D2020-Domestic Water Distribution	\$ 10,843	\$ 8,368	\$ 2,475
4,642	Butte	Butte County Courthouse	D2020-Domestic Water Distribution	\$ 8,419	\$ 8,419	\$ -
4,643	Orange	Betty Lou Lamoreaux Justice Center	D2020-Domestic Water Distribution	\$ 8,647	\$ 8,647	\$ -
4,644	Orange	West Justice Center	D2020-Domestic Water Distribution	\$ 8,647	\$ 8,647	\$ -
4,645	Orange	West Justice Center	D2020-Domestic Water Distribution	\$ 8,647	\$ 8,647	\$ -
4,646	Santa Barbara	Santa Maria Courts, Bldg F	D2020-Domestic Water Distribution	\$ 8,725	\$ 8,725	\$ -
4,647	Contra Costa	Wakefield Taylor Courthouse	D2020-Domestic Water Distribution	\$ 8,781	\$ 8,781	\$ -
4,648	Los Angeles	Burbank Courthouse	D2020-Domestic Water Distribution	\$ 9,693	\$ 8,797	\$ 896
4,649	San Luis Obispo	Grover Beach Branch	D2020-Domestic Water Distribution	\$ 8,991	\$ 8,991	\$ -
4,650	San Mateo	Traffic/ Small Claims Annex	D2020-Domestic Water Distribution	\$ 9,012	\$ 9,012	\$ -
4,651	Los Angeles	Hall of Records	D2020-Domestic Water Distribution	\$ 87,725	\$ 9,290	\$ 78,435
4,652	Napa	Historic Courthouse	D2020-Domestic Water Distribution	\$ 9,945	\$ 9,347	\$ 598
4,653	Tulare	Tulare Division	D2020-Domestic Water Distribution	\$ 9,472	\$ 9,472	\$ -
4,654	Los Angeles	Alfred J. McCourtney Juvenile Justice Center	D2020-Domestic Water Distribution	\$ 14,054	\$ 9,704	\$ 4,350
4,655	Alameda	Berkeley Courthouse	D2020-Domestic Water Distribution	\$ 9,713	\$ 9,713	\$ -
4,656	Santa Clara	Santa Clara Courthouse	D2020-Domestic Water Distribution	\$ 9,896	\$ 9,896	\$ -
4,657	Napa	Criminal Court Building	D2020-Domestic Water Distribution	\$ 9,945	\$ 9,945	\$ -
4,658	Santa Clara	Hall of Justice (West)	D2020-Domestic Water Distribution	\$ 10,020	\$ 10,020	\$ -
4,659	Contra Costa	Jail Annex	D2020-Domestic Water Distribution	\$ 10,170	\$ 10,170	\$ -
4,660	Humboldt	Humboldt County Courthouse (Eureka)	D2020-Domestic Water Distribution	\$ 10,215	\$ 10,215	\$ -
4,661	Santa Clara	Downtown Superior Court	D2020-Domestic Water Distribution	\$ 10,469	\$ 10,469	\$ -
4,662	Butte	Chico Courthouse	D2020-Domestic Water Distribution	\$ 10,667	\$ 10,667	\$ -
4,663	Los Angeles	Bellflower Courthouse	D2020-Domestic Water Distribution	\$ 14,351	\$ 11,185	\$ 3,166
4,664	Los Angeles	Edmund D. Edelman Children's Court	D2020-Domestic Water Distribution	\$ 16,411	\$ 11,486	\$ 4,925
4,665	Santa Barbara	Santa Maria Courts, Bldg F	D2020-Domestic Water Distribution	\$ 11,546	\$ 11,546	\$ -



Line #	County	Facility Name	Project System Targeted for Renewal	Project Rough Order of Magnitude	Judicial Branch Share of Cost	County Share of Cost
4,666	San Mateo	Northern Branch Courthouse	D2020-Domestic Water Distribution	\$ 13,942	\$ 11,601	\$ 2,341
4,667	Los Angeles	Beverly Hills Courthouse	D2020-Domestic Water Distribution	\$ 15,155	\$ 12,051	\$ 3,104
4,668	Los Angeles	Edmund D. Edelman Children's Court	D2020-Domestic Water Distribution	\$ 17,743	\$ 12,418	\$ 5,325
4,669	Merced	Old Court	D2020-Domestic Water Distribution	\$ 12,513	\$ 12,513	\$ -
4,670	El Dorado	Johnson Bldg.	D2020-Domestic Water Distribution	\$ 12,651	\$ 12,651	\$ -
4,671	Los Angeles	Airport Courthouse	D2020-Domestic Water Distribution	\$ 16,411	\$ 12,664	\$ 3,747
4,672	San Diego	Juvenile Court	D2020-Domestic Water Distribution	\$ 17,204	\$ 12,984	\$ 4,220
4,673	Kings	Corcoran Court	D2020-Domestic Water Distribution	\$ 15,067	\$ 13,199	\$ 1,868
4,674	Kern	Taft Courts Bldg.	D2020-Domestic Water Distribution	\$ 13,310	\$ 13,310	\$ -
4,675	Los Angeles	Hollywood Courthouse	D2020-Domestic Water Distribution	\$ 15,155	\$ 13,805	\$ 1,350
4,676	Yolo	Family Support	D2020-Domestic Water Distribution	\$ 83,368	\$ 13,922	\$ 69,446
4,677	San Bernardino	Juvenile Dependency Courthouse	D2020-Domestic Water Distribution	\$ 14,091	\$ 14,091	\$ -
4,678	Orange	Harbor Justice Center-Newport Beach Facility	D2020-Domestic Water Distribution	\$ 17,294	\$ 14,582	\$ 2,712
4,679	San Luis Obispo	Courthouse Annex	D2020-Domestic Water Distribution	\$ 14,911	\$ 14,911	\$ -
4,680	San Luis Obispo	Courthouse Annex	D2020-Domestic Water Distribution	\$ 14,911	\$ 14,911	\$ -
4,681	Los Angeles	Downey Courthouse	D2020-Domestic Water Distribution	\$ 18,868	\$ 15,793	\$ 3,075
4,682	Los Angeles	Whittier Courthouse	D2020-Domestic Water Distribution	\$ 18,868	\$ 16,308	\$ 2,560
4,683	San Bernardino	Joshua Tree Courthouse	D2020-Domestic Water Distribution	\$ 16,347	\$ 16,347	\$ -
4,684	Alameda	Hayward Hall of Justice	D2020-Domestic Water Distribution	\$ 16,713	\$ 16,713	\$ -
4,685	Contra Costa	George D. Carroll Courthouse	D2020-Domestic Water Distribution	\$ 21,766	\$ 16,803	\$ 4,963
4,686	Ventura	East County Courthouse	D2020-Domestic Water Distribution	\$ 17,420	\$ 17,420	\$ -
4,687	Los Angeles	Bellflower Courthouse	D2020-Domestic Water Distribution	\$ 17,475	\$ 17,475	\$ -
4,688	Los Angeles	Downey Courthouse	D2020-Domestic Water Distribution	\$ 17,475	\$ 17,475	\$ -
4,689	Tulare	Tulare Division	D2020-Domestic Water Distribution	\$ 18,975	\$ 18,975	\$ -
4,690	Solano	Hall of Justice	D2020-Domestic Water Distribution	\$ 27,001	\$ 19,662	\$ 7,339
4,691	Solano	Hall of Justice	D2020-Domestic Water Distribution	\$ 27,001	\$ 19,662	\$ 7,339
4,692	Sacramento	Credit Union Bldg.	D2020-Domestic Water Distribution	\$ 19,676	\$ 19,676	\$ -
4,693	Stanislaus	Modesto Main Courthouse	D2020-Domestic Water Distribution	\$ 20,295	\$ 20,252	\$ 43
4,694	Orange	North Justice Center	D2020-Domestic Water Distribution	\$ 22,510	\$ 20,329	\$ 2,181
4,695	Los Angeles	Torrance Courthouse	D2020-Domestic Water Distribution	\$ 25,862	\$ 22,019	\$ 3,843
4,696	Merced	Main Merced Courthouse	D2020-Domestic Water Distribution	\$ 22,436	\$ 22,436	\$ -
4,697	Kings	Avenal Court	D2020-Domestic Water Distribution	\$ 22,894	\$ 22,894	\$ -
4,698	Los Angeles	Eastlake Juvenile Court	D2020-Domestic Water Distribution	\$ 42,411	\$ 23,233	\$ 19,178
4,699	El Dorado	Main St. Courthouse	D2020-Domestic Water Distribution	\$ 23,530	\$ 23,530	\$ -
4,700	Santa Barbara	Figuroa Division	D2020-Domestic Water Distribution	\$ 23,770	\$ 23,770	\$ -



Line #	County	Facility Name	Project System Targeted for Renewal	Project Rough Order of Magnitude	Judicial Branch Share of Cost	County Share of Cost
4,701	El Dorado	Cameron Park	D2020-Domestic Water Distribution	\$ 24,068	\$ 24,068	\$ -
4,702	Solano	Solano Justice Building	D2020-Domestic Water Distribution	\$ 24,084	\$ 24,084	\$ -
4,703	Los Angeles	Malibu Courthouse	D2020-Domestic Water Distribution	\$ 68,396	\$ 25,977	\$ 42,419
4,704	Orange	North Justice Center	D2020-Domestic Water Distribution	\$ 29,172	\$ 26,345	\$ 2,827
4,705	Los Angeles	Metropolitan Courthouse	D2020-Domestic Water Distribution	\$ 28,317	\$ 26,771	\$ 1,546
4,706	Los Angeles	El Monte Courthouse	D2020-Domestic Water Distribution	\$ 47,288	\$ 27,484	\$ 19,804
4,707	Los Angeles	Edmund D. Edelman Children's Court	D2020-Domestic Water Distribution	\$ 40,201	\$ 28,137	\$ 12,064
4,708	San Joaquin	Lodi Branch- Dept. 2	D2020-Domestic Water Distribution	\$ 28,236	\$ 28,236	\$ -
4,709	Los Angeles	Alhambra Courthouse	D2020-Domestic Water Distribution	\$ 33,063	\$ 28,434	\$ 4,629
4,710	Los Angeles	Norwalk Courthouse	D2020-Domestic Water Distribution	\$ 34,155	\$ 29,042	\$ 5,113
4,711	Los Angeles	Los Padrinos Juvenile Court	D2020-Domestic Water Distribution	\$ 102,311	\$ 29,998	\$ 72,313
4,712	San Diego	East County Regional Center	D2020-Domestic Water Distribution	\$ 44,465	\$ 30,107	\$ 14,358
4,713	Los Angeles	David M. Kenyon Juvenile Justice Center	D2020-Domestic Water Distribution	\$ 76,489	\$ 31,100	\$ 45,389
4,714	Kern	Delano/North Kern Court	D2020-Domestic Water Distribution	\$ 31,313	\$ 31,313	\$ -
4,715	Los Angeles	Stanley Mosk Courthouse	D2020-Domestic Water Distribution	\$ 32,821	\$ 31,922	\$ 899
4,716	Los Angeles	Chatsworth Courthouse	D2020-Domestic Water Distribution	\$ 39,200	\$ 32,850	\$ 6,350
4,717	Kern	Shafter/Wasco Courts Bldg.	D2020-Domestic Water Distribution	\$ 36,565	\$ 32,890	\$ 3,675
4,718	Los Angeles	Edmund D. Edelman Children's Court	D2020-Domestic Water Distribution	\$ 47,288	\$ 33,097	\$ 14,191
4,719	Kern	Arvin/ Lamont Branch	D2020-Domestic Water Distribution	\$ 57,945	\$ 35,294	\$ 22,651
4,720	Fresno	Fresno County Courthouse	D2020-Domestic Water Distribution	\$ 36,087	\$ 36,087	\$ -
4,721	Kern	Bakersfield Juvenile Center	D2020-Domestic Water Distribution	\$ 36,533	\$ 36,533	\$ -
4,722	Santa Clara	Hall of Justice (East)	D2020-Domestic Water Distribution	\$ 36,627	\$ 36,627	\$ -
4,723	Santa Barbara	Santa Maria Courts, Bldgs. A + B	D2020-Domestic Water Distribution	\$ 37,946	\$ 37,946	\$ -
4,724	Fresno	B.F. Sisk Courthouse	D2020-Domestic Water Distribution	\$ 38,157	\$ 38,157	\$ -
4,725	Sacramento	Credit Union Bldg.	D2020-Domestic Water Distribution	\$ 39,601	\$ 39,601	\$ -
4,726	Los Angeles	Sylmar Juvenile Court	D2020-Domestic Water Distribution	\$ 116,489	\$ 39,967	\$ 76,522
4,727	San Diego	Hall of Justice	D2020-Domestic Water Distribution	\$ 40,742	\$ 40,742	\$ -
4,728	Los Angeles	Pasadena Courthouse	D2020-Domestic Water Distribution	\$ 59,159	\$ 41,027	\$ 18,132
4,729	Contra Costa	Concord Courthouse	D2020-Domestic Water Distribution	\$ 41,442	\$ 41,442	\$ -
4,730	San Mateo	Central Branch	D2020-Domestic Water Distribution	\$ 43,877	\$ 43,877	\$ -
4,731	Santa Barbara	Santa Maria Courts Bldgs C + D	D2020-Domestic Water Distribution	\$ 45,246	\$ 45,246	\$ -
4,732	San Diego	North County Regional Center - South	D2020-Domestic Water Distribution	\$ 46,189	\$ 46,189	\$ -
4,733	Sacramento	Juvenile Courthouse	D2020-Domestic Water Distribution	\$ 47,061	\$ 47,061	\$ -
4,734	Alameda	Hayward Hall of Justice	D2020-Domestic Water Distribution	\$ 53,495	\$ 47,236	\$ 6,259
4,735	Kings	Avenal Court	D2020-Domestic Water Distribution	\$ 49,793	\$ 49,793	\$ -
4,736	Butte	Chico Courthouse	D2020-Domestic Water Distribution	\$ 52,712	\$ 52,712	\$ -



Line #	County	Facility Name	Project System Targeted for Renewal	Project Rough Order of Magnitude	Judicial Branch Share of Cost	County Share of Cost
4,737	Kings	Corcoran Court	D2020-Domestic Water Distribution	\$ 60,700	\$ 53,173	\$ 7,527
4,738	Los Angeles	Monrovia Training Center	D2020-Domestic Water Distribution	\$ 79,584	\$ 55,940	\$ 23,644
4,739	Fresno	2424 Ventura Street - 5 DCA	D2020-Domestic Water Distribution	\$ 56,273	\$ 56,273	\$ -
4,740	Contra Costa	Jail Annex	D2020-Domestic Water Distribution	\$ 56,879	\$ 56,879	\$ -
4,741	Los Angeles	Airport Courthouse	D2020-Domestic Water Distribution	\$ 75,044	\$ 57,911	\$ 17,133
4,742	Alameda	Fremont Hall of Justice	D2020-Domestic Water Distribution	\$ 73,182	\$ 58,107	\$ 15,075
4,743	El Dorado	Bldg. C	D2020-Domestic Water Distribution	\$ 282,766	\$ 58,533	\$ 224,233
4,744	El Dorado	Johnson Bldg.	D2020-Domestic Water Distribution	\$ 63,020	\$ 63,020	\$ -
4,745	Los Angeles	Santa Clarita Courthouse	D2020-Domestic Water Distribution	\$ 71,779	\$ 63,445	\$ 8,334
4,746	Santa Barbara	Santa Maria Courts Bldgs C + D	D2020-Domestic Water Distribution	\$ 63,735	\$ 63,735	\$ -
4,747	Solano	Solano Justice Building	D2020-Domestic Water Distribution	\$ 65,164	\$ 65,164	\$ -
4,748	Siskiyou	Siskiyou County Courthouse	D2020-Domestic Water Distribution	\$ 198,951	\$ 66,907	\$ 132,044
4,749	Orange	Civil Complex Center ("CXC")	D2020-Domestic Water Distribution	\$ 68,161	\$ 68,161	\$ -
4,750	Ventura	Hall of Justice	D2020-Domestic Water Distribution	\$ 68,325	\$ 68,325	\$ -
4,751	Los Angeles	Inglewood Juvenile Court	D2020-Domestic Water Distribution	\$ 73,547	\$ 73,547	\$ -
4,752	Los Angeles	East Los Angeles Courthouse	D2020-Domestic Water Distribution	\$ 96,149	\$ 74,727	\$ 21,422
4,753	Del Norte	Del Norte County Superior Court	D2020-Domestic Water Distribution	\$ 125,760	\$ 77,053	\$ 48,707
4,754	San Bernardino	Barstow Courthouse	D2020-Domestic Water Distribution	\$ 78,421	\$ 78,421	\$ -
4,755	Placer	Historic Courthouse	D2020-Domestic Water Distribution	\$ 104,003	\$ 80,082	\$ 23,921
4,756	Nevada	Nevada City Courthouse Annex	D2020-Domestic Water Distribution	\$ 190,520	\$ 81,371	\$ 109,149
4,757	Los Angeles	Michael D. Antonovich Antelope Valley Courthouse	D2020-Domestic Water Distribution	\$ 117,503	\$ 86,376	\$ 31,127
4,758	San Diego	North County Regional Center - Annex	D2020-Domestic Water Distribution	\$ 88,432	\$ 88,432	\$ -
4,759	Tulare	Visalia Superior Court	D2020-Domestic Water Distribution	\$ 276,945	\$ 89,536	\$ 187,409
4,760	San Diego	Kearny Mesa Court	D2020-Domestic Water Distribution	\$ 91,055	\$ 91,055	\$ -
4,761	San Bernardino	Fontana Courthouse	D2020-Domestic Water Distribution	\$ 91,796	\$ 91,796	\$ -
4,762	Fresno	Fresno County Courthouse	D2020-Domestic Water Distribution	\$ 94,003	\$ 94,003	\$ -
4,763	Los Angeles	Eastlake Juvenile Court	D2020-Domestic Water Distribution	\$ 188,578	\$ 103,303	\$ 85,275
4,764	Kern	Bakersfield Justice Bldg.	D2020-Domestic Water Distribution	\$ 106,295	\$ 106,295	\$ -
4,765	Riverside	Palm Springs Courts	D2020-Domestic Water Distribution	\$ 289,045	\$ 117,381	\$ 171,664
4,766	Nevada	Nevada City Courthouse	D2020-Domestic Water Distribution	\$ 118,242	\$ 118,242	\$ -
4,767	Riverside	Corona	D2020-Domestic Water Distribution	\$ 228,140	\$ 123,264	\$ 104,876
4,768	Los Angeles	Pomona Courthouse South	D2020-Domestic Water Distribution	\$ 127,724	\$ 127,724	\$ -
4,769	Contra Costa	Walnut Creek Courthouse	D2020-Domestic Water Distribution	\$ 127,745	\$ 127,745	\$ -
4,770	Santa Barbara	Santa Maria Courts Bldgs C + D	D2020-Domestic Water Distribution	\$ 129,332	\$ 129,332	\$ -
4,771	Santa Barbara	Santa Maria Courts Bldgs C + D	D2020-Domestic Water Distribution	\$ 129,332	\$ 129,332	\$ -



Line #	County	Facility Name	Project System Targeted for Renewal	Project Rough Order of Magnitude	Judicial Branch Share of Cost	County Share of Cost
4,772	Santa Barbara	Santa Maria Courts Bldgs C + D	D2020-Domestic Water Distribution	\$ 129,332	\$ 129,332	\$ -
4,773	Solano	Solano Justice Building	D2020-Domestic Water Distribution	\$ 129,903	\$ 129,903	\$ -
4,774	Alameda	George E. McDonald Hall of Justice	D2020-Domestic Water Distribution	\$ 132,434	\$ 132,434	\$ -
4,775	Santa Barbara	Santa Maria Courts, Bldg G	D2020-Domestic Water Distribution	\$ 137,786	\$ 132,950	\$ 4,836
4,776	Los Angeles	Burbank Courthouse	D2020-Domestic Water Distribution	\$ 150,332	\$ 136,441	\$ 13,891
4,777	Los Angeles	West Covina Courthouse	D2020-Domestic Water Distribution	\$ 140,287	\$ 140,287	\$ -
4,778	El Dorado	Bldg. C	D2020-Domestic Water Distribution	\$ 141,709	\$ 141,709	\$ -
4,779	Solano	Law And Justice Center	D2020-Domestic Water Distribution	\$ 1,126,032	\$ 142,668	\$ 983,364
4,780	San Luis Obispo	Courthouse Annex	D2020-Domestic Water Distribution	\$ 287,696	\$ 143,100	\$ 144,596
4,781	Alameda	Wiley W. Manuel Courthouse	D2020-Domestic Water Distribution	\$ 181,252	\$ 151,889	\$ 29,363
4,782	Los Angeles	Glendale Courthouse	D2020-Domestic Water Distribution	\$ 168,188	\$ 152,277	\$ 15,911
4,783	San Bernardino	Joshua Tree Courthouse	D2020-Domestic Water Distribution	\$ 154,251	\$ 154,251	\$ -
4,784	San Mateo	Northern Branch Courthouse	D2020-Domestic Water Distribution	\$ 154,757	\$ 154,757	\$ -
4,785	San Diego	South County Regional Center	D2020-Domestic Water Distribution	\$ 155,937	\$ 155,937	\$ -
4,786	Riverside	Riverside Juvenile Court	D2020-Domestic Water Distribution	\$ 158,254	\$ 158,254	\$ -
4,787	Riverside	Family Law Court	D2020-Domestic Water Distribution	\$ 158,358	\$ 158,358	\$ -
4,788	Santa Clara	Historic Courthouse	D2020-Domestic Water Distribution	\$ 161,610	\$ 161,610	\$ -
4,789	Santa Clara	Santa Clara Courthouse	D2020-Domestic Water Distribution	\$ 177,238	\$ 177,238	\$ -
4,790	San Luis Obispo	Courthouse Annex	D2020-Domestic Water Distribution	\$ 182,698	\$ 182,698	\$ -
4,791	Los Angeles	Parking Structure Lot 59- Whittier Admin CTR	D2020-Domestic Water Distribution	\$ 190,484	\$ 190,484	\$ -
4,792	Los Angeles	Pomona Courthouse North	D2020-Domestic Water Distribution	\$ 193,503	\$ 193,503	\$ -
4,793	Orange	North Justice Center	D2020-Domestic Water Distribution	\$ 214,907	\$ 194,083	\$ 20,824
4,794	Santa Barbara	Figuroa Division	D2020-Domestic Water Distribution	\$ 206,643	\$ 206,643	\$ -
4,795	Los Angeles	Santa Monica Courthouse	D2020-Domestic Water Distribution	\$ 273,862	\$ 214,954	\$ 58,908
4,796	Shasta	Main Courthouse	D2020-Domestic Water Distribution	\$ 308,755	\$ 215,233	\$ 93,522
4,797	Kern	Bakersfield Juvenile Center	D2020-Domestic Water Distribution	\$ 328,448	\$ 219,272	\$ 109,176
4,798	Los Angeles	Hollywood Courthouse	D2020-Domestic Water Distribution	\$ 243,270	\$ 221,595	\$ 21,675
4,799	Contra Costa	Bray Courts	D2020-Domestic Water Distribution	\$ 223,378	\$ 223,378	\$ -
4,800	San Diego	Juvenile Court	D2020-Domestic Water Distribution	\$ 237,604	\$ 237,604	\$ -
4,801	Ventura	East County Courthouse	D2020-Domestic Water Distribution	\$ 399,783	\$ 246,866	\$ 152,917
4,802	Los Angeles	Alfred J. McCourtney Juvenile Justice Center	D2020-Domestic Water Distribution	\$ 365,091	\$ 252,095	\$ 112,996
4,803	Imperial	Imperial County Courthouse	D2020-Domestic Water Distribution	\$ 272,645	\$ 272,645	\$ -
4,804	Orange	North Justice Center	D2020-Domestic Water Distribution	\$ 313,873	\$ 283,459	\$ 30,414
4,805	Los Angeles	Central Arraignment Courts	D2020-Domestic Water Distribution	\$ 325,283	\$ 293,503	\$ 31,780



Line #	County	Facility Name	Project System Targeted for Renewal	Project Rough Order of Magnitude	Judicial Branch Share of Cost	County Share of Cost
4,806	Los Angeles	Airport Courthouse	D2020-Domestic Water Distribution	\$ 393,009	\$ 303,285	\$ 89,724
4,807	Los Angeles	Stanley Mosk Courthouse	D2020-Domestic Water Distribution	\$ 314,683	\$ 306,061	\$ 8,622
4,808	Los Angeles	El Monte Courthouse	D2020-Domestic Water Distribution	\$ 528,824	\$ 307,353	\$ 221,471
4,809	Los Angeles	Bellflower Courthouse	D2020-Domestic Water Distribution	\$ 397,948	\$ 310,161	\$ 87,787
4,810	Riverside	Larson Justice Center	D2020-Domestic Water Distribution	\$ 320,297	\$ 320,297	\$ -
4,811	Los Angeles	San Fernando Courthouse	D2020-Domestic Water Distribution	\$ 391,499	\$ 326,549	\$ 64,950
4,812	Alameda	Fremont Hall of Justice	D2020-Domestic Water Distribution	\$ 429,919	\$ 341,356	\$ 88,563
4,813	Los Angeles	Whittier Courthouse	D2020-Domestic Water Distribution	\$ 359,827	\$ 359,827	\$ -
4,814	Santa Clara	Hall of Justice (West)	D2020-Domestic Water Distribution	\$ 370,225	\$ 370,225	\$ -
4,815	Los Angeles	Downey Courthouse	D2020-Domestic Water Distribution	\$ 455,327	\$ 381,109	\$ 74,218
4,816	San Bernardino	Victorville Courthouse-Dept. N-1	D2020-Domestic Water Distribution	\$ 385,479	\$ 385,479	\$ -
4,817	Orange	Harbor Justice Center-Newport Beach Facility	D2020-Domestic Water Distribution	\$ 463,710	\$ 391,000	\$ 72,710
4,818	Los Angeles	East Los Angeles Courthouse	D2020-Domestic Water Distribution	\$ 507,371	\$ 394,329	\$ 113,042
4,819	Contra Costa	George D. Carroll Courthouse	D2020-Domestic Water Distribution	\$ 399,184	\$ 399,184	\$ -
4,820	Sacramento	Carol Miller Justice Center Court Facility	D2020-Domestic Water Distribution	\$ 411,656	\$ 402,394	\$ 9,262
4,821	Los Angeles	San Fernando Courthouse	D2020-Domestic Water Distribution	\$ 484,644	\$ 404,242	\$ 80,402
4,822	Los Angeles	Alhambra Courthouse	D2020-Domestic Water Distribution	\$ 513,531	\$ 441,637	\$ 71,894
4,823	Los Angeles	West Covina Courthouse	D2020-Domestic Water Distribution	\$ 442,125	\$ 442,125	\$ -
4,824	Los Angeles	Van Nuys Courthouse East	D2020-Domestic Water Distribution	\$ 509,392	\$ 457,128	\$ 52,264
4,825	Los Angeles	Metropolitan Courthouse	D2020-Domestic Water Distribution	\$ 488,565	\$ 461,889	\$ 26,676
4,826	Solano	Hall of Justice	D2020-Domestic Water Distribution	\$ 469,613	\$ 469,613	\$ -
4,827	Orange	West Justice Center	D2020-Domestic Water Distribution	\$ 492,288	\$ 492,288	\$ -
4,828	Kern	Bakersfield Justice Bldg.	D2020-Domestic Water Distribution	\$ 499,675	\$ 499,675	\$ -
4,829	Los Angeles	Inglewood Courthouse	D2020-Domestic Water Distribution	\$ 681,192	\$ 507,897	\$ 173,295
4,830	Los Angeles	Pasadena Courthouse	D2020-Domestic Water Distribution	\$ 734,504	\$ 509,379	\$ 225,125
4,831	Tulare	Visalia Superior Court	D2020-Domestic Water Distribution	\$ 519,804	\$ 519,804	\$ -
4,832	San Bernardino	Rancho Cucamonga Courthouse	D2020-Domestic Water Distribution	\$ 529,070	\$ 529,070	\$ -
4,833	Santa Barbara	Santa Barbara County Courthouse	D2020-Domestic Water Distribution	\$ 539,645	\$ 539,645	\$ -
4,834	Los Angeles	Torrance Courthouse	D2020-Domestic Water Distribution	\$ 600,609	\$ 543,131	\$ 57,478
4,835	Kern	Bakersfield Superior Court	D2020-Domestic Water Distribution	\$ 888,454	\$ 555,284	\$ 333,170
4,836	Alameda	Hayward Hall of Justice	D2020-Domestic Water Distribution	\$ 640,150	\$ 565,252	\$ 74,898
4,837	San Diego	South County Regional Center	D2020-Domestic Water Distribution	\$ 574,549	\$ 574,549	\$ -
4,838	Alameda	Wiley W. Manuel Courthouse	D2020-Domestic Water Distribution	\$ 689,734	\$ 577,997	\$ 111,737
4,839	Contra Costa	Wakefield Taylor Courthouse	D2020-Domestic Water Distribution	\$ 591,362	\$ 591,362	\$ -
4,840	Los Angeles	Beverly Hills Courthouse	D2020-Domestic Water Distribution	\$ 778,514	\$ 619,074	\$ 159,440



Line #	County	Facility Name	Project System Targeted for Renewal	Project Rough Order of Magnitude	Judicial Branch Share of Cost	County Share of Cost
4,841	Los Angeles	Van Nuys Courthouse West	D2020-Domestic Water Distribution	\$ 812,811	\$ 654,150	\$ 158,661
4,842	Santa Clara	Downtown Superior Court	D2020-Domestic Water Distribution	\$ 665,481	\$ 665,481	\$ -
4,843	Riverside	Hall of Justice	D2020-Domestic Water Distribution	\$ 711,112	\$ 711,112	\$ -
4,844	Los Angeles	Edmund D. Edelman Children's Court	D2020-Domestic Water Distribution	\$ 1,079,226	\$ 755,350	\$ 323,876
4,845	Los Angeles	Pomona Courthouse South	D2020-Domestic Water Distribution	\$ 794,202	\$ 794,202	\$ -
4,846	San Bernardino	Rancho Cucamonga Courthouse	D2020-Domestic Water Distribution	\$ 1,076,720	\$ 818,846	\$ 257,874
4,847	Los Angeles	Norwalk Courthouse	D2020-Domestic Water Distribution	\$ 1,000,048	\$ 850,341	\$ 149,707
4,848	San Diego	North County Regional Center - North	D2020-Domestic Water Distribution	\$ 870,993	\$ 870,993	\$ -
4,849	Orange	Betty Lou Lamoreaux Justice Center	D2020-Domestic Water Distribution	\$ 1,179,384	\$ 942,918	\$ 236,466
4,850	Humboldt	Humboldt County Courthouse (Eureka)	D2020-Domestic Water Distribution	\$ 967,589	\$ 967,589	\$ -
4,851	Los Angeles	Stanley Mosk Courthouse	D2020-Domestic Water Distribution	\$ 1,438,727	\$ 1,399,306	\$ 39,421
4,852	Ventura	Hall of Justice	D2020-Domestic Water Distribution	\$ 1,440,774	\$ 1,440,774	\$ -
4,853	San Diego	East County Regional Center	D2020-Domestic Water Distribution	\$ 1,849,903	\$ 1,849,903	\$ -
4,854	Orange	Central Justice Center	D2020-Domestic Water Distribution	\$ 2,646,401	\$ 2,646,401	\$ -
4,855	Sacramento	Gordon Schaber Sacramento Superior Court	D2020-Domestic Water Distribution	\$ 2,754,463	\$ 2,754,463	\$ -
4,856	Los Angeles	Clara Shortridge Foltz Criminal Justice Center	D2020-Domestic Water Distribution	\$ 4,900,764	\$ 3,371,236	\$ 1,529,528
4,857	Fresno	Fresno County Courthouse	D2023-Domestic Water Supply Equipment	\$ 11,359	\$ 11,359	\$ -
4,858	Los Angeles	Edmund D. Edelman Children's Court	D2023-Domestic Water Supply Equipment	\$ 17,989	\$ 12,591	\$ 5,398
4,859	Sacramento	Gordon Schaber Sacramento Superior Court	D2023-Domestic Water Supply Equipment	\$ 26,659	\$ 26,659	\$ -
4,860	Los Angeles	Stanley Mosk Courthouse	D2023-Domestic Water Supply Equipment	\$ 57,413	\$ 55,840	\$ 1,573
4,861	Santa Barbara	Santa Barbara County Courthouse	D2030-Sanitary Waste	\$ 2,317	\$ 2,317	\$ -
4,862	Los Angeles	Torrance Courthouse	D2030-Sanitary Waste	\$ 3,808	\$ 3,242	\$ 566
4,863	Los Angeles	Los Padrinos Juvenile Court	D2030-Sanitary Waste	\$ 24,188	\$ 7,092	\$ 17,096
4,864	Los Angeles	Edmund D. Edelman Children's Court	D2030-Sanitary Waste	\$ 11,782	\$ 8,246	\$ 3,536
4,865	Los Angeles	Hall of Records	D2030-Sanitary Waste	\$ 84,472	\$ 8,946	\$ 75,526
4,866	Los Angeles	Malibu Courthouse	D2030-Sanitary Waste	\$ 24,188	\$ 9,187	\$ 15,001
4,867	San Luis Obispo	1070 Palm St.	D2030-Sanitary Waste	\$ 9,357	\$ 9,357	\$ -
4,868	Kern	Bakersfield Juvenile Center	D2030-Sanitary Waste	\$ 9,801	\$ 9,801	\$ -
4,869	Los Angeles	Malibu Courthouse	D2030-Sanitary Waste	\$ 27,447	\$ 10,424	\$ 17,023
4,870	Santa Barbara	Santa Maria Courts, Bldg G	D2030-Sanitary Waste	\$ 12,833	\$ 12,833	\$ -
4,871	Santa Barbara	Santa Barbara Juvenile Court	D2030-Sanitary Waste	\$ 14,199	\$ 14,199	\$ -
4,872	Kings	Avenal Court	D2030-Sanitary Waste	\$ 20,022	\$ 20,022	\$ -
4,873	Los Angeles	Chatsworth Courthouse	D2030-Sanitary Waste	\$ 24,188	\$ 20,270	\$ 3,918



Line #	County	Facility Name	Project System Targeted for Renewal	Project Rough Order of Magnitude	Judicial Branch Share of Cost	County Share of Cost
4,874	Los Angeles	Van Nuys Courthouse East	D2030-Sanitary Waste	\$ 23,197	\$ 20,817	\$ 2,380
4,875	Los Angeles	Van Nuys Courthouse West	D2030-Sanitary Waste	\$ 26,329	\$ 21,190	\$ 5,139
4,876	Los Angeles	Glendale Courthouse	D2030-Sanitary Waste	\$ 24,188	\$ 21,900	\$ 2,288
4,877	Nevada	Nevada City Courthouse	D2030-Sanitary Waste	\$ 22,555	\$ 22,555	\$ -
4,878	Los Angeles	Chatsworth Courthouse	D2030-Sanitary Waste	\$ 27,447	\$ 23,001	\$ 4,446
4,879	Los Angeles	Glendale Courthouse	D2030-Sanitary Waste	\$ 27,447	\$ 24,851	\$ 2,596
4,880	Los Angeles	Malibu Courthouse	D2030-Sanitary Waste	\$ 65,860	\$ 25,014	\$ 40,846
4,881	Los Angeles	Los Padrinos Juvenile Court	D2030-Sanitary Waste	\$ 98,517	\$ 28,885	\$ 69,632
4,882	San Mateo	Traffic/ Small Claims Annex	D2030-Sanitary Waste	\$ 42,483	\$ 42,483	\$ -
4,883	Butte	Chico Courthouse	D2030-Sanitary Waste	\$ 46,116	\$ 46,116	\$ -
4,884	Los Angeles	Monrovia Training Center	D2030-Sanitary Waste	\$ 70,067	\$ 49,250	\$ 20,817
4,885	San Luis Obispo	Courthouse Annex	D2030-Sanitary Waste	\$ 58,640	\$ 58,640	\$ -
4,886	Santa Barbara	Figueroa Division	D2030-Sanitary Waste	\$ 60,916	\$ 60,916	\$ -
4,887	Nevada	Nevada City Courthouse	D2030-Sanitary Waste	\$ 93,376	\$ 61,161	\$ 32,215
4,888	Nevada	Nevada City Courthouse Annex	D2030-Sanitary Waste	\$ 150,454	\$ 64,259	\$ 86,195
4,889	Siskiyou	Siskiyou County Courthouse	D2030-Sanitary Waste	\$ 191,822	\$ 64,510	\$ 127,312
4,890	Los Angeles	Inglewood Juvenile Court	D2030-Sanitary Waste	\$ 68,211	\$ 68,211	\$ -
4,891	San Mateo	Central Branch	D2030-Sanitary Waste	\$ 70,996	\$ 70,996	\$ -
4,892	Lake	Lakeport Court Facility	D2030-Sanitary Waste	\$ 247,141	\$ 74,142	\$ 172,999
4,893	San Diego	North County Regional Center - Annex	D2030-Sanitary Waste	\$ 77,542	\$ 77,542	\$ -
4,894	Fresno	Fresno County Courthouse	D2030-Sanitary Waste	\$ 78,528	\$ 78,528	\$ -
4,895	Los Angeles	Eastlake Juvenile Court	D2030-Sanitary Waste	\$ 166,026	\$ 90,949	\$ 75,077
4,896	Riverside	Palm Springs Courts	D2030-Sanitary Waste	\$ 229,402	\$ 93,160	\$ 136,242
4,897	Los Angeles	Van Nuys Courthouse East	D2030-Sanitary Waste	\$ 104,913	\$ 94,149	\$ 10,764
4,898	Riverside	Hemet	D2030-Sanitary Waste	\$ 96,662	\$ 96,662	\$ -
4,899	Orange	West Justice Center	D2030-Sanitary Waste	\$ 113,749	\$ 103,148	\$ 10,601
4,900	Los Angeles	Santa Clarita Courthouse	D2030-Sanitary Waste	\$ 122,267	\$ 108,072	\$ 14,195
4,901	Orange	West Justice Center	D2030-Sanitary Waste	\$ 123,849	\$ 112,306	\$ 11,543
4,902	San Bernardino	Fontana Courthouse	D2030-Sanitary Waste	\$ 147,999	\$ 123,032	\$ 24,967
4,903	San Diego	Juvenile Court	D2030-Sanitary Waste	\$ 174,873	\$ 130,490	\$ 44,383
4,904	Santa Clara	Historic Courthouse	D2030-Sanitary Waste	\$ 131,193	\$ 131,193	\$ -
4,905	Los Angeles	Alfred J. McCourtney Juvenile Justice Center	D2030-Sanitary Waste	\$ 201,665	\$ 139,250	\$ 62,415
4,906	Los Angeles	Glendale Courthouse	D2030-Sanitary Waste	\$ 161,952	\$ 146,631	\$ 15,321
4,907	San Diego	Kearny Mesa Court	D2030-Sanitary Waste	\$ 146,797	\$ 146,797	\$ -
4,908	San Luis Obispo	Courthouse Annex	D2030-Sanitary Waste	\$ 161,015	\$ 161,015	\$ -



Line #	County	Facility Name	Project System Targeted for Renewal	Project Rough Order of Magnitude	Judicial Branch Share of Cost	County Share of Cost
4,909	Los Angeles	Pomona Courthouse North	D2030-Sanitary Waste	\$ 179,902	\$ 179,902	\$ -
4,910	Santa Barbara	Figueroa Division	D2030-Sanitary Waste	\$ 182,388	\$ 182,388	\$ -
4,911	Shasta	Main Courthouse	D2030-Sanitary Waste	\$ 297,692	\$ 207,521	\$ 90,171
4,912	Los Angeles	Burbank Courthouse	D2030-Sanitary Waste	\$ 256,073	\$ 232,412	\$ 23,661
4,913	Stanislaus	Modesto Main Courthouse	D2030-Sanitary Waste	\$ 237,346	\$ 236,848	\$ 498
4,914	Orange	North Justice Center	D2030-Sanitary Waste	\$ 277,031	\$ 250,187	\$ 26,844
4,915	San Mateo	Northern Branch Courthouse	D2030-Sanitary Waste	\$ 250,597	\$ 250,597	\$ -
4,916	Butte	Butte County Courthouse	D2030-Sanitary Waste	\$ 253,799	\$ 253,799	\$ -
4,917	Imperial	Imperial County Courthouse	D2030-Sanitary Waste	\$ 254,118	\$ 254,118	\$ -
4,918	Los Angeles	Parking Structure Lot 59- Whittier Admin CTR	D2030-Sanitary Waste	\$ 307,262	\$ 265,567	\$ 41,695
4,919	Humboldt	Humboldt County Courthouse (Eureka)	D2030-Sanitary Waste	\$ 801,610	\$ 267,417	\$ 534,193
4,920	Los Angeles	El Monte Courthouse	D2030-Sanitary Waste	\$ 465,582	\$ 270,596	\$ 194,986
4,921	Los Angeles	Whittier Courthouse	D2030-Sanitary Waste	\$ 334,536	\$ 289,139	\$ 45,397
4,922	Santa Clara	Hall of Justice (West)	D2030-Sanitary Waste	\$ 315,734	\$ 315,734	\$ -
4,923	Contra Costa	George D. Carroll Courthouse	D2030-Sanitary Waste	\$ 322,977	\$ 322,977	\$ -
4,924	Los Angeles	West Covina Courthouse	D2030-Sanitary Waste	\$ 411,049	\$ 341,212	\$ 69,837
4,925	Los Angeles	Santa Monica Courthouse	D2030-Sanitary Waste	\$ 466,493	\$ 366,150	\$ 100,343
4,926	Contra Costa	Wakefield Taylor Courthouse	D2030-Sanitary Waste	\$ 402,749	\$ 402,749	\$ -
4,927	Santa Clara	Downtown Superior Court	D2030-Sanitary Waste	\$ 406,923	\$ 406,923	\$ -
4,928	Los Angeles	Pasadena Courthouse	D2030-Sanitary Waste	\$ 644,955	\$ 447,276	\$ 197,679
4,929	Tulare	Visalia Superior Court	D2030-Sanitary Waste	\$ 474,943	\$ 474,943	\$ -
4,930	Los Angeles	Torrance Courthouse	D2030-Sanitary Waste	\$ 528,782	\$ 478,178	\$ 50,604
4,931	Los Angeles	Pomona Courthouse South	D2030-Sanitary Waste	\$ 738,380	\$ 672,960	\$ 65,420
4,932	Los Angeles	Norwalk Courthouse	D2030-Sanitary Waste	\$ 832,096	\$ 707,531	\$ 124,565
4,933	Sonoma	Hall of Justice	D2030-Sanitary Waste	\$ 801,106	\$ 801,106	\$ -
4,934	Fresno	Fresno County Courthouse	D2030-Sanitary Waste	\$ 804,220	\$ 804,220	\$ -
4,935	Kern	Bakersfield Superior Court	D2030-Sanitary Waste	\$ 827,179	\$ 827,179	\$ -
4,936	San Diego	County Courthouse	D2030-Sanitary Waste	\$ 1,976,437	\$ 1,976,437	\$ -
4,937	Los Angeles	Clara Shortridge Foltz Criminal Justice Center	D2030-Sanitary Waste	\$ 4,077,711	\$ 2,805,057	\$ 1,272,654
4,938	Sacramento	Gordon Schaber Sacramento Superior Court	D2030-Sanitary Waste	\$ 3,060,580	\$ 3,060,580	\$ -
4,939	Orange	Central Justice Center	D2030-Sanitary Waste	\$ 6,238,980	\$ 5,688,078	\$ 550,902
4,940	Los Angeles	Monrovia Training Center	D2040-Rain Water Drainage	\$ 1,427	\$ 1,003	\$ 424
4,941	Sacramento	Juvenile Courthouse	D2040-Rain Water Drainage	\$ 1,510	\$ 1,510	\$ -



Line #	County	Facility Name	Project System Targeted for Renewal	Project Rough Order of Magnitude	Judicial Branch Share of Cost	County Share of Cost
4,942	Los Angeles	Hall of Records	D2040-Rain Water Drainage	\$ 84,677	\$ 8,967	\$ 75,710
4,943	Merced	Main Merced Courthouse	D2040-Rain Water Drainage	\$ 13,705	\$ 13,705	\$ -
4,944	Butte	Chico Courthouse	D2040-Rain Water Drainage	\$ 17,153	\$ 17,153	\$ -
4,945	Los Angeles	Malibu Courthouse	D2040-Rain Water Drainage	\$ 66,020	\$ 25,074	\$ 40,946
4,946	Los Angeles	Los Padrinos Juvenile Court	D2040-Rain Water Drainage	\$ 98,757	\$ 28,956	\$ 69,801
4,947	San Mateo	Traffic/ Small Claims Annex	D2040-Rain Water Drainage	\$ 33,945	\$ 33,945	\$ -
4,948	Riverside	Hemet	D2040-Rain Water Drainage	\$ 35,929	\$ 35,929	\$ -
4,949	Los Angeles	Eastlake Juvenile Court	D2040-Rain Water Drainage	\$ 86,712	\$ 47,501	\$ 39,211
4,950	Santa Clara	Historic Courthouse	D2040-Rain Water Drainage	\$ 48,661	\$ 48,661	\$ -
4,951	Nevada	Nevada City Courthouse Annex	D2040-Rain Water Drainage	\$ 120,687	\$ 51,545	\$ 69,142
4,952	San Diego	Kearny Mesa Court	D2040-Rain Water Drainage	\$ 54,599	\$ 54,599	\$ -
4,953	San Mateo	Central Branch	D2040-Rain Water Drainage	\$ 56,793	\$ 56,793	\$ -
4,954	Fresno	2424 Ventura Street - 5 DCA	D2040-Rain Water Drainage	\$ 60,047	\$ 60,047	\$ -
4,955	San Diego	North County Regional Center - Annex	D2040-Rain Water Drainage	\$ 62,207	\$ 62,207	\$ -
4,956	Siskiyou	Siskiyou County Courthouse	D2040-Rain Water Drainage	\$ 189,719	\$ 63,802	\$ 125,917
4,957	Los Angeles	Inglewood Juvenile Court	D2040-Rain Water Drainage	\$ 65,995	\$ 65,995	\$ -
4,958	Orange	North Justice Center	D2040-Rain Water Drainage	\$ 76,062	\$ 68,692	\$ 7,370
4,959	Lake	Lakeport Court Facility	D2040-Rain Water Drainage	\$ 233,986	\$ 70,196	\$ 163,790
4,960	Lake	Lakeport Court Facility	D2040-Rain Water Drainage	\$ 246,859	\$ 74,058	\$ 172,801
4,961	Riverside	Palm Springs Courts	D2040-Rain Water Drainage	\$ 183,946	\$ 74,700	\$ 109,246
4,962	Nevada	Nevada City Courthouse	D2040-Rain Water Drainage	\$ 74,902	\$ 74,902	\$ -
4,963	Los Angeles	Pasadena Courthouse	D2040-Rain Water Drainage	\$ 109,483	\$ 75,926	\$ 33,557
4,964	San Luis Obispo	Courthouse Annex	D2040-Rain Water Drainage	\$ 155,015	\$ 77,104	\$ 77,911
4,965	Orange	West Justice Center	D2040-Rain Water Drainage	\$ 91,248	\$ 82,744	\$ 8,504
4,966	Orange	West Justice Center	D2040-Rain Water Drainage	\$ 99,350	\$ 90,091	\$ 9,259
4,967	Los Angeles	Torrance Courthouse	D2040-Rain Water Drainage	\$ 100,514	\$ 90,895	\$ 9,619
4,968	San Bernardino	Fontana Courthouse	D2040-Rain Water Drainage	\$ 118,650	\$ 98,634	\$ 20,016
4,969	Los Angeles	Santa Clarita Courthouse	D2040-Rain Water Drainage	\$ 117,228	\$ 103,618	\$ 13,610
4,970	Orange	North Justice Center	D2040-Rain Water Drainage	\$ 126,770	\$ 114,486	\$ 12,284
4,971	San Diego	Juvenile Court	D2040-Rain Water Drainage	\$ 140,289	\$ 140,289	\$ -
4,972	Los Angeles	Glendale Courthouse	D2040-Rain Water Drainage	\$ 162,346	\$ 146,988	\$ 15,358
4,973	Los Angeles	Pomona Courthouse North	D2040-Rain Water Drainage	\$ 172,489	\$ 172,489	\$ -
4,974	San Mateo	Northern Branch Courthouse	D2040-Rain Water Drainage	\$ 200,234	\$ 200,234	\$ -
4,975	Santa Clara	Downtown Superior Court	D2040-Rain Water Drainage	\$ 200,377	\$ 200,377	\$ -
4,976	Los Angeles	Parking Structure Lot 59- Whittier Admin CTR	D2040-Rain Water Drainage	\$ 246,408	\$ 212,970	\$ 33,438



Line #	County	Facility Name	Project System Targeted for Renewal	Project Rough Order of Magnitude	Judicial Branch Share of Cost	County Share of Cost
4,977	Butte	Butte County Courthouse	D2040-Rain Water Drainage	\$ 216,436	\$ 216,436	\$ -
4,978	Santa Clara	Hall of Justice (West)	D2040-Rain Water Drainage	\$ 240,457	\$ 240,457	\$ -
4,979	Los Angeles	Whittier Courthouse	D2040-Rain Water Drainage	\$ 320,750	\$ 277,224	\$ 43,526
4,980	Los Angeles	Alhambra Courthouse	D2040-Rain Water Drainage	\$ 326,747	\$ 281,002	\$ 45,745
4,981	Humboldt	Humboldt County Courthouse (Eureka)	D2040-Rain Water Drainage	\$ 283,911	\$ 283,911	\$ -
4,982	Shasta	Main Courthouse	D2040-Rain Water Drainage	\$ 294,428	\$ 294,428	\$ -
4,983	Contra Costa	Wakefield Taylor Courthouse	D2040-Rain Water Drainage	\$ 322,319	\$ 322,319	\$ -
4,984	Los Angeles	West Covina Courthouse	D2040-Rain Water Drainage	\$ 394,111	\$ 327,152	\$ 66,959
4,985	Tulare	Visalia Superior Court	D2040-Rain Water Drainage	\$ 434,394	\$ 434,394	\$ -
4,986	Los Angeles	Van Nuys Courthouse East	D2040-Rain Water Drainage	\$ 492,254	\$ 441,749	\$ 50,505
4,987	Los Angeles	Clara Shortridge Foltz Criminal Justice Center	D2040-Rain Water Drainage	\$ 660,498	\$ 454,357	\$ 206,141
4,988	Los Angeles	Norwalk Courthouse	D2040-Rain Water Drainage	\$ 635,468	\$ 540,338	\$ 95,130
4,989	Sonoma	Hall of Justice	D2040-Rain Water Drainage	\$ 640,152	\$ 640,152	\$ -
4,990	Los Angeles	Pomona Courthouse South	D2040-Rain Water Drainage	\$ 707,953	\$ 645,228	\$ 62,725
4,991	Sacramento	Gordon Schaber Sacramento Superior Court	D2040-Rain Water Drainage	\$ 649,590	\$ 649,590	\$ -
4,992	Fresno	Fresno County Courthouse	D2040-Rain Water Drainage	\$ 768,479	\$ 768,479	\$ -
4,993	Kern	Bakersfield Superior Court	D2040-Rain Water Drainage	\$ 794,438	\$ 794,438	\$ -
4,994	Orange	Central Justice Center	D2040-Rain Water Drainage	\$ 1,537,788	\$ 1,402,001	\$ 135,787
4,995	San Diego	County Courthouse	D2040-Rain Water Drainage	\$ 1,498,607	\$ 1,498,607	\$ -
4,996	San Luis Obispo	1070 Palm St.	D2090-Other Plumbing Systems	\$ 4,044	\$ 4,044	\$ -
4,997	Los Angeles	Chatsworth Courthouse	D2090-Other Plumbing Systems	\$ 9,110	\$ 7,634	\$ 1,476
4,998	Tulare	Tulare Division	D2090-Other Plumbing Systems	\$ 20,133	\$ 14,093	\$ 6,040
4,999	Los Angeles	Burbank Courthouse	D2090-Other Plumbing Systems	\$ 19,409	\$ 17,616	\$ 1,793
5,000	Contra Costa	Concord Courthouse	D2090-Other Plumbing Systems	\$ 17,976	\$ 17,976	\$ -
5,001	Alameda	Fremont Hall of Justice	D2090-Other Plumbing Systems	\$ 24,570	\$ 19,509	\$ 5,061
5,002	Shasta	Main Courthouse	D2090-Other Plumbing Systems	\$ 31,300	\$ 21,819	\$ 9,481
5,003	Orange	Central Justice Center	D2090-Other Plumbing Systems	\$ 29,378	\$ 29,378	\$ -
5,004	Sutter	Courthouse West	D2090-Other Plumbing Systems	\$ 36,319	\$ 29,963	\$ 6,356
5,005	Nevada	Nevada City Courthouse	D2090-Other Plumbing Systems	\$ 49,963	\$ 32,726	\$ 17,237
5,006	Kings	Avenal Court	D2090-Other Plumbing Systems	\$ 44,812	\$ 44,812	\$ -
5,007	Contra Costa	Walnut Creek Courthouse	D2090-Other Plumbing Systems	\$ 55,411	\$ 55,411	\$ -
5,008	San Diego	Kearny Mesa Court	D2090-Other Plumbing Systems	\$ 80,476	\$ 80,476	\$ -
5,009	San Diego	Juvenile Court	D2090-Other Plumbing Systems	\$ 115,774	\$ 86,391	\$ 29,383
5,010	Tulare	Visalia Superior Court	D2090-Other Plumbing Systems	\$ 292,653	\$ 94,615	\$ 198,038



Line #	County	Facility Name	Project System Targeted for Renewal	Project Rough Order of Magnitude	Judicial Branch Share of Cost	County Share of Cost
5,011	Riverside	Corona	D2090-Other Plumbing Systems	\$ 98,585	\$ 98,585	\$ -
5,012	Santa Clara	Historic Courthouse	D2090-Other Plumbing Systems	\$ 115,246	\$ 115,246	\$ -
5,013	Contra Costa	George D. Carroll Courthouse	D2090-Other Plumbing Systems	\$ 173,152	\$ 133,673	\$ 39,479
5,014	Stanislaus	Modesto Main Courthouse	D2090-Other Plumbing Systems	\$ 202,188	\$ 202,188	\$ -
5,015	Santa Clara	Downtown Superior Court	D2090-Other Plumbing Systems	\$ 214,095	\$ 214,095	\$ -
5,016	Contra Costa	Wakefield Taylor Courthouse	D2090-Other Plumbing Systems	\$ 215,920	\$ 215,920	\$ -
5,017	Humboldt	Humboldt County Courthouse (Eureka)	D2090-Other Plumbing Systems	\$ 250,759	\$ 250,759	\$ -
5,018	Santa Clara	Hall of Justice (West)	D2090-Other Plumbing Systems	\$ 264,012	\$ 264,012	\$ -
5,019	Orange	Harbor Justice Center-Newport Beach Facility	D2090-Other Plumbing Systems	\$ 313,144	\$ 264,043	\$ 49,101
5,020	San Diego	County Courthouse	D2090-Other Plumbing Systems	\$ 401,547	\$ 310,878	\$ 90,669
5,021	Sacramento	Gordon Schaber Sacramento Superior Court	D2090-Other Plumbing Systems	\$ 370,061	\$ 370,061	\$ -
5,022	Sonoma	Hall of Justice	D2090-Other Plumbing Systems	\$ 880,098	\$ 522,778	\$ 357,320
5,023	San Diego	East County Regional Center	D2090-Other Plumbing Systems	\$ 3,856,906	\$ 2,611,511	\$ 1,245,395
5,024	Los Angeles	Chatsworth Courthouse	D2093-Interceptors	\$ 18,875	\$ 15,817	\$ 3,058
5,025	Los Angeles	Torrance Courthouse	D20-Plumbing	\$ 1,606	\$ 1,452	\$ 154
5,026	Los Angeles	Pomona Courthouse North	D20-Plumbing	\$ 1,950	\$ 1,950	\$ -
5,027	Los Angeles	Torrance Courthouse	D20-Plumbing	\$ 2,550	\$ 2,306	\$ 244
5,028	Napa	Criminal Court Building	D20-Plumbing	\$ 2,499	\$ 2,499	\$ -
5,029	Los Angeles	Metropolitan Courthouse	D20-Plumbing	\$ 2,834	\$ 2,679	\$ 155
5,030	Los Angeles	Monrovia Training Center	D20-Plumbing	\$ 3,900	\$ 2,741	\$ 1,159
5,031	Los Angeles	West Covina Courthouse	D20-Plumbing	\$ 3,900	\$ 3,237	\$ 663
5,032	Orange	West Justice Center	D20-Plumbing	\$ 3,832	\$ 3,475	\$ 357
5,033	Los Angeles	Santa Clarita Courthouse	D20-Plumbing	\$ 4,118	\$ 3,640	\$ 478
5,034	Los Angeles	Burbank Courthouse	D20-Plumbing	\$ 4,118	\$ 3,737	\$ 381
5,035	Los Angeles	Airport Courthouse	D20-Plumbing	\$ 5,099	\$ 3,935	\$ 1,164
5,036	San Mateo	Central Branch	D20-Plumbing	\$ 3,986	\$ 3,986	\$ -
5,037	Alameda	Hayward Hall of Justice	D20-Plumbing	\$ 4,137	\$ 4,137	\$ -
5,038	Alameda	Wiley W. Manuel Courthouse	D20-Plumbing	\$ 4,193	\$ 4,193	\$ -
5,039	Alameda	Hayward Hall of Justice	D20-Plumbing	\$ 4,871	\$ 4,871	\$ -
5,040	Alameda	Wiley W. Manuel Courthouse	D20-Plumbing	\$ 4,938	\$ 4,938	\$ -
5,041	Los Angeles	Pasadena Courthouse	D20-Plumbing	\$ 7,318	\$ 5,075	\$ 2,243
5,042	Los Angeles	Beverly Hills Courthouse	D20-Plumbing	\$ 8,236	\$ 6,549	\$ 1,687
5,043	Los Angeles	Hollywood Courthouse	D20-Plumbing	\$ 8,236	\$ 7,502	\$ 734
5,044	Los Angeles	Santa Monica Courthouse	D20-Plumbing	\$ 10,295	\$ 8,081	\$ 2,214



Line #	County	Facility Name	Project System Targeted for Renewal	Project Rough Order of Magnitude	Judicial Branch Share of Cost	County Share of Cost
5,045	Yolo	Family Support	D20-Plumbing	\$ 69,081	\$ 11,537	\$ 57,544
5,046	San Joaquin	Lodi Branch- Dept. 2	D20-Plumbing	\$ 18,303	\$ 18,303	\$ -
5,047	San Joaquin	Lodi Branch- Dept. 2	D20-Plumbing	\$ 23,320	\$ 23,320	\$ -
5,048	Sacramento	Credit Union Bldg.	D20-Plumbing	\$ 25,749	\$ 25,749	\$ -
5,049	Santa Barbara	Santa Maria Courts, Bldgs. A + B	D20-Plumbing	\$ 31,638	\$ 31,638	\$ -
5,050	Santa Barbara	Santa Maria Courts, Bldg F	D20-Plumbing	\$ 32,416	\$ 32,416	\$ -
5,051	Solano	Solano Justice Building	D20-Plumbing	\$ 76,632	\$ 58,317	\$ 18,315
5,052	Solano	Solano Justice Building	D20-Plumbing	\$ 95,636	\$ 72,779	\$ 22,857
5,053	Solano	Hall of Justice	D20-Plumbing	\$ 114,948	\$ 83,705	\$ 31,243
5,054	Santa Barbara	Santa Maria Courts Bldgs C + D	D20-Plumbing	\$ 84,581	\$ 84,581	\$ -
5,055	Sacramento	Credit Union Bldg.	D20-Plumbing	\$ 89,785	\$ 89,785	\$ -
5,056	Solano	Hall of Justice	D20-Plumbing	\$ 143,455	\$ 104,464	\$ 38,991
5,057	Santa Barbara	Santa Maria Courts Bldgs C + D	D20-Plumbing	\$ 107,832	\$ 107,832	\$ -
5,058	Santa Barbara	Santa Maria Courts Bldgs C + D	D20-Plumbing	\$ 107,832	\$ 107,832	\$ -
5,059	Santa Barbara	Santa Maria Courts Bldgs C + D	D20-Plumbing	\$ 107,832	\$ 107,832	\$ -
5,060	San Bernardino	Chino Courthouse	D20-Plumbing	\$ 133,048	\$ 133,048	\$ -
5,061	San Bernardino	Chino Courthouse	D20-Plumbing	\$ 169,634	\$ 169,634	\$ -
5,062	Los Angeles	Metropolitan Courthouse	D20-Plumbing	\$ 520,274	\$ 491,867	\$ 28,407
5,063	Los Angeles	Stanley Mosk Courthouse	D20-Plumbing	\$ 1,532,103	\$ 1,490,123	\$ 41,980
5,064	Los Angeles	Metropolitan Courthouse	D20-Plumbing	\$ 1,814,748	\$ 1,715,663	\$ 99,085
5,065	Los Angeles	Stanley Mosk Courthouse	D20-Plumbing	\$ 5,344,069	\$ 5,197,642	\$ 146,427
5,066	Los Angeles	Pasadena Courthouse	D3010-Energy Supply	\$ 3,430	\$ 2,379	\$ 1,051
5,067	Los Angeles	Torrance Courthouse	D3010-Energy Supply	\$ 5,616	\$ 4,781	\$ 835
5,068	Alameda	Wiley W. Manuel Courthouse	D3010-Energy Supply	\$ 7,629	\$ 7,629	\$ -
5,069	Los Angeles	Norwalk Courthouse	D3011-Oil Supply System	\$ 17,046	\$ 14,494	\$ 2,552
5,070	Los Angeles	East Los Angeles Courthouse	D3011-Oil Supply System	\$ 18,753	\$ 14,575	\$ 4,178
5,071	Los Angeles	Alhambra Courthouse	D3011-Oil Supply System	\$ 18,279	\$ 15,720	\$ 2,559
5,072	Los Angeles	Clara Shortridge Foltz Criminal Justice Center	D3011-Oil Supply System	\$ 34,093	\$ 23,453	\$ 10,640
5,073	Los Angeles	Pasadena Courthouse	D3011-Oil Supply System	\$ 62,333	\$ 43,228	\$ 19,105
5,074	Los Angeles	Edmund D. Edelman Children's Court	D3011-Oil Supply System	\$ 63,594	\$ 44,509	\$ 19,085
5,075	Los Angeles	Van Nuys Courthouse West	D3011-Oil Supply System	\$ 55,766	\$ 44,880	\$ 10,886
5,076	San Bernardino	Joshua Tree Courthouse	D3012-Gas Supply System	\$ 3,609	\$ 1,221	\$ 2,388
5,077	San Bernardino	Victorville Courthouse-Dept. N-1	D3012-Gas Supply System	\$ 3,232	\$ 2,077	\$ 1,155
5,078	San Mateo	Central Branch	D3012-Gas Supply System	\$ 2,458	\$ 2,458	\$ -
5,079	Los Angeles	Monrovia Training Center	D3012-Gas Supply System	\$ 3,690	\$ 2,594	\$ 1,096



Line #	County	Facility Name	Project System Targeted for Renewal	Project Rough Order of Magnitude	Judicial Branch Share of Cost	County Share of Cost
5,080	San Mateo	Traffic/ Small Claims Annex	D3012-Gas Supply System	\$ 2,707	\$ 2,707	\$ -
5,081	Solano	Hall of Justice	D3012-Gas Supply System	\$ 3,825	\$ 2,785	\$ 1,040
5,082	San Bernardino	Barstow Courthouse	D3012-Gas Supply System	\$ 3,232	\$ 3,232	\$ -
5,083	Los Angeles	Burbank Courthouse	D3012-Gas Supply System	\$ 3,897	\$ 3,537	\$ 360
5,084	Imperial	Imperial County Courthouse	D3012-Gas Supply System	\$ 3,609	\$ 3,609	\$ -
5,085	San Luis Obispo	Courthouse Annex	D3012-Gas Supply System	\$ 7,272	\$ 3,617	\$ 3,655
5,086	Los Angeles	Pomona Courthouse North	D3012-Gas Supply System	\$ 3,690	\$ 3,690	\$ -
5,087	Los Angeles	West Covina Courthouse	D3012-Gas Supply System	\$ 3,690	\$ 3,690	\$ -
5,088	Orange	West Justice Center	D3012-Gas Supply System	\$ 3,914	\$ 3,914	\$ -
5,089	San Mateo	Northern Branch Courthouse	D3012-Gas Supply System	\$ 3,940	\$ 3,940	\$ -
5,090	El Dorado	Cameron Park	D3012-Gas Supply System	\$ 4,283	\$ 4,283	\$ -
5,091	Los Angeles	Glendale Courthouse	D3012-Gas Supply System	\$ 6,393	\$ 5,788	\$ 605
5,092	Solano	Solano Justice Building	D3012-Gas Supply System	\$ 7,858	\$ 5,980	\$ 1,878
5,093	San Diego	South County Regional Center	D3012-Gas Supply System	\$ 20,858	\$ 7,476	\$ 13,382
5,094	Lake	Lakeport Court Facility	D3012-Gas Supply System	\$ 31,831	\$ 9,549	\$ 22,282
5,095	Alameda	Hayward Hall of Justice	D3012-Gas Supply System	\$ 13,772	\$ 12,161	\$ 1,611
5,096	Alameda	Wiley W. Manuel Courthouse	D3012-Gas Supply System	\$ 15,159	\$ 12,703	\$ 2,456
5,097	Los Angeles	Metropolitan Courthouse	D3012-Gas Supply System	\$ 17,360	\$ 16,412	\$ 948
5,098	Los Angeles	Van Nuys Courthouse East	D3012-Gas Supply System	\$ 20,133	\$ 18,067	\$ 2,066
5,099	Santa Barbara	Santa Barbara County Courthouse	D3012-Gas Supply System	\$ 37,047	\$ 37,047	\$ -
5,100	Los Angeles	Alhambra Courthouse	D3012-Gas Supply System	\$ 50,377	\$ 43,324	\$ 7,053
5,101	Los Angeles	Norwalk Courthouse	D3012-Gas Supply System	\$ 65,724	\$ 55,885	\$ 9,839
5,102	Los Angeles	Hall of Records	D3020-Heat Generating Systems	\$ 85,727	\$ 9,078	\$ 76,649
5,103	El Dorado	Bldg. C	D3020-Heat Generating Systems	\$ 89,212	\$ 18,467	\$ 70,745
5,104	Los Angeles	Pomona Courthouse North	D3020-Heat Generating Systems	\$ 24,833	\$ 23,902	\$ 931
5,105	Los Angeles	Los Padrinos Juvenile Court	D3020-Heat Generating Systems	\$ 99,980	\$ 29,314	\$ 70,666
5,106	Los Angeles	Monrovia Training Center	D3020-Heat Generating Systems	\$ 55,446	\$ 38,973	\$ 16,473
5,107	Los Angeles	Sylmar Juvenile Court	D3020-Heat Generating Systems	\$ 113,836	\$ 39,057	\$ 74,779
5,108	San Diego	North County Regional Center - Annex	D3020-Heat Generating Systems	\$ 62,251	\$ 62,251	\$ -
5,109	Los Angeles	Van Nuys Courthouse East	D3020-Heat Generating Systems	\$ 73,177	\$ 65,669	\$ 7,508
5,110	Los Angeles	Glendale Courthouse	D3020-Heat Generating Systems	\$ 73,156	\$ 66,235	\$ 6,921
5,111	Tulare	Visalia Superior Court	D3020-Heat Generating Systems	\$ 205,181	\$ 66,335	\$ 138,846
5,112	Siskiyou	Siskiyou County Courthouse	D3020-Heat Generating Systems	\$ 197,385	\$ 66,381	\$ 131,004
5,113	Los Angeles	Van Nuys Courthouse East	D3020-Heat Generating Systems	\$ 82,599	\$ 74,124	\$ 8,475
5,114	Los Angeles	Burbank Courthouse	D3020-Heat Generating Systems	\$ 84,534	\$ 76,723	\$ 7,811
5,115	Tulare	Visalia Superior Court	D3020-Heat Generating Systems	\$ 248,539	\$ 80,353	\$ 168,186



Line #	County	Facility Name	Project System Targeted for Renewal	Project Rough Order of Magnitude	Judicial Branch Share of Cost	County Share of Cost
5,116	Riverside	Riverside Juvenile Court	D3020-Heat Generating Systems	\$ 83,468	\$ 83,468	\$ -
5,117	Ventura	East County Courthouse	D3020-Heat Generating Systems	\$ 144,033	\$ 88,940	\$ 55,093
5,118	Los Angeles	Edmund D. Edelman Children's Court	D3020-Heat Generating Systems	\$ 141,845	\$ 99,277	\$ 42,568
5,119	Imperial	Imperial County Courthouse	D3020-Heat Generating Systems	\$ 100,116	\$ 100,116	\$ -
5,120	Los Angeles	Torrance Courthouse	D3020-Heat Generating Systems	\$ 130,241	\$ 110,887	\$ 19,354
5,121	Santa Barbara	Figueroa Division	D3020-Heat Generating Systems	\$ 142,268	\$ 142,268	\$ -
5,122	Alameda	George E. McDonald Hall of Justice	D3020-Heat Generating Systems	\$ 149,166	\$ 149,166	\$ -
5,123	Los Angeles	Hollywood Courthouse	D3020-Heat Generating Systems	\$ 169,068	\$ 154,004	\$ 15,064
5,124	San Mateo	Northern Branch Courthouse	D3020-Heat Generating Systems	\$ 158,881	\$ 158,881	\$ -
5,125	Placer	Historic Courthouse	D3020-Heat Generating Systems	\$ 218,567	\$ 168,297	\$ 50,270
5,126	Los Angeles	West Covina Courthouse	D3020-Heat Generating Systems	\$ 238,129	\$ 238,129	\$ -
5,127	Los Angeles	Norwalk Courthouse	D3020-Heat Generating Systems	\$ 368,229	\$ 313,105	\$ 55,124
5,128	Santa Barbara	Santa Barbara County Courthouse	D3020-Heat Generating Systems	\$ 393,367	\$ 393,367	\$ -
5,129	Los Angeles	Van Nuys Courthouse East	D3020-Heat Generating Systems	\$ 496,654	\$ 445,697	\$ 50,957
5,130	Orange	Betty Lou Lamoreaux Justice Center	D3020-Heat Generating Systems	\$ 597,286	\$ 477,530	\$ 119,756
5,131	Fresno	Fresno County Courthouse	D3020-Heat Generating Systems	\$ 480,196	\$ 480,196	\$ -
5,132	San Diego	South County Regional Center	D3020-Heat Generating Systems	\$ 516,401	\$ 516,401	\$ -
5,133	Alameda	Wiley W. Manuel Courthouse	D3020-Heat Generating Systems	\$ 659,565	\$ 552,715	\$ 106,850
5,134	Alameda	Hayward Hall of Justice	D3020-Heat Generating Systems	\$ 626,093	\$ 552,840	\$ 73,253
5,135	Los Angeles	Van Nuys Courthouse West	D3020-Heat Generating Systems	\$ 792,485	\$ 637,792	\$ 154,693
5,136	Los Angeles	Chatsworth Courthouse	D3020-Heat Generating Systems	\$ 804,712	\$ 674,349	\$ 130,363
5,137	Sacramento	Gordon Schaber Sacramento Superior Court	D3020-Heat Generating Systems	\$ 687,171	\$ 687,171	\$ -
5,138	Sacramento	Carol Miller Justice Center Court Facility	D3020-Heat Generating Systems	\$ 975,585	\$ 953,634	\$ 21,951
5,139	Riverside	Larson Justice Center	D3020-Heat Generating Systems	\$ 1,356,396	\$ 1,320,994	\$ 35,402
5,140	Riverside	Hall of Justice	D3020-Heat Generating Systems	\$ 1,484,029	\$ 1,484,029	\$ -
5,141	San Bernardino	Rancho Cucamonga Courthouse	D3020-Heat Generating Systems	\$ 2,946,687	\$ 2,946,687	\$ -
5,142	Contra Costa	Wakefield Taylor Courthouse	D3021-Boilers	\$ 5,587	\$ 5,587	\$ -
5,143	Los Angeles	Van Nuys Courthouse East	D3021-Boilers	\$ 14,266	\$ 12,802	\$ 1,464
5,144	Los Angeles	Pasadena Courthouse	D3021-Boilers	\$ 45,729	\$ 31,713	\$ 14,016
5,145	Los Angeles	Van Nuys Courthouse East	D3021-Boilers	\$ 50,209	\$ 45,058	\$ 5,151
5,146	Los Angeles	Van Nuys Courthouse West	D3023-Auxiliary Equipment	\$ 23,831	\$ 19,179	\$ 4,652
5,147	Los Angeles	Metropolitan Courthouse	D3030-Cooling Generating Systems	\$ 6,400	\$ 6,051	\$ 349
5,148	San Luis Obispo	Grover Beach Branch	D3030-Cooling Generating Systems	\$ 7,430	\$ 7,430	\$ -
5,149	San Luis Obispo	1070 Palm St.	D3030-Cooling Generating Systems	\$ 7,761	\$ 7,761	\$ -
5,150	Los Angeles	Hall of Records	D3030-Cooling Generating Systems	\$ 85,727	\$ 9,078	\$ 76,649



Line #	County	Facility Name	Project System Targeted for Renewal	Project Rough Order of Magnitude	Judicial Branch Share of Cost	County Share of Cost
5,151	Alameda	Hayward Hall of Justice	D3030-Cooling Generating Systems	\$ 9,786	\$ 9,786	\$ -
5,152	Los Angeles	Glendale Courthouse	D3030-Cooling Generating Systems	\$ 14,814	\$ 13,413	\$ 1,401
5,153	Los Angeles	Airport Courthouse	D3030-Cooling Generating Systems	\$ 20,160	\$ 15,557	\$ 4,603
5,154	Los Angeles	Torrance Courthouse	D3030-Cooling Generating Systems	\$ 20,160	\$ 17,164	\$ 2,996
5,155	Fresno	Fresno County Courthouse	D3030-Cooling Generating Systems	\$ 22,697	\$ 22,697	\$ -
5,156	Los Angeles	Van Nuys Courthouse West	D3030-Cooling Generating Systems	\$ 28,668	\$ 23,072	\$ 5,596
5,157	Placer	Historic Courthouse	D3030-Cooling Generating Systems	\$ 23,654	\$ 23,654	\$ -
5,158	San Bernardino	San Bernardino Courthouse - Annex	D3030-Cooling Generating Systems	\$ 24,062	\$ 24,062	\$ -
5,159	Alameda	Hayward Hall of Justice	D3030-Cooling Generating Systems	\$ 28,484	\$ 25,151	\$ 3,333
5,160	Los Angeles	Van Nuys Courthouse West	D3030-Cooling Generating Systems	\$ 32,867	\$ 26,451	\$ 6,416
5,161	Santa Barbara	Figuroa Division	D3030-Cooling Generating Systems	\$ 35,034	\$ 35,034	\$ -
5,162	Fresno	Fresno County Courthouse	D3030-Cooling Generating Systems	\$ 35,164	\$ 35,164	\$ -
5,163	El Dorado	Bldg. C	D3030-Cooling Generating Systems	\$ 175,458	\$ 36,320	\$ 139,138
5,164	Los Angeles	Sylmar Juvenile Court	D3030-Cooling Generating Systems	\$ 113,836	\$ 39,057	\$ 74,779
5,165	Los Angeles	Glendale Courthouse	D3030-Cooling Generating Systems	\$ 43,372	\$ 39,269	\$ 4,103
5,166	San Mateo	Traffic/ Small Claims Annex	D3030-Cooling Generating Systems	\$ 39,500	\$ 39,500	\$ -
5,167	El Dorado	Main St. Courthouse	D3030-Cooling Generating Systems	\$ 40,044	\$ 40,044	\$ -
5,168	Shasta	Main Courthouse	D3030-Cooling Generating Systems	\$ 57,565	\$ 40,129	\$ 17,436
5,169	Nevada	Nevada City Courthouse	D3030-Cooling Generating Systems	\$ 65,752	\$ 43,068	\$ 22,684
5,170	Del Norte	Del Norte County Superior Court	D3030-Cooling Generating Systems	\$ 43,150	\$ 43,150	\$ -
5,171	Siskiyou	Siskiyou County Courthouse	D3030-Cooling Generating Systems	\$ 48,131	\$ 48,131	\$ -
5,172	Nevada	Nevada City Courthouse	D3030-Cooling Generating Systems	\$ 76,267	\$ 49,955	\$ 26,312
5,173	Santa Barbara	Santa Barbara Jury Assembly Bldg.	D3030-Cooling Generating Systems	\$ 50,051	\$ 50,051	\$ -
5,174	Napa	Historic Courthouse	D3030-Cooling Generating Systems	\$ 51,042	\$ 51,042	\$ -
5,175	Los Angeles	Van Nuys Courthouse West	D3030-Cooling Generating Systems	\$ 66,423	\$ 53,457	\$ 12,966
5,176	Fresno	Fresno County Courthouse	D3030-Cooling Generating Systems	\$ 62,700	\$ 62,700	\$ -
5,177	Los Angeles	Eastlake Juvenile Court	D3030-Cooling Generating Systems	\$ 117,076	\$ 64,134	\$ 52,942
5,178	Riverside	Larson Justice Center	D3030-Cooling Generating Systems	\$ 70,251	\$ 70,251	\$ -
5,179	Riverside	Palm Springs Courts	D3030-Cooling Generating Systems	\$ 180,091	\$ 73,135	\$ 106,956
5,180	Sacramento	Gordon Schaber Sacramento Superior Court	D3030-Cooling Generating Systems	\$ 76,267	\$ 76,267	\$ -
5,181	Los Angeles	Glendale Courthouse	D3030-Cooling Generating Systems	\$ 87,787	\$ 79,482	\$ 8,305
5,182	Solano	Solano Justice Building	D3030-Cooling Generating Systems	\$ 115,580	\$ 87,956	\$ 27,624
5,183	Orange	North Justice Center	D3030-Cooling Generating Systems	\$ 98,561	\$ 89,010	\$ 9,551
5,184	Orange	North Justice Center	D3030-Cooling Generating Systems	\$ 98,561	\$ 89,010	\$ 9,551
5,185	Los Angeles	Van Nuys Courthouse West	D3030-Cooling Generating Systems	\$ 110,704	\$ 89,095	\$ 21,609



Line #	County	Facility Name	Project System Targeted for Renewal	Project Rough Order of Magnitude	Judicial Branch Share of Cost	County Share of Cost
5,186	Los Angeles	Glendale Courthouse	D3030-Cooling Generating Systems	\$ 99,633	\$ 90,208	\$ 9,425
5,187	Kings	Avenal Court	D3030-Cooling Generating Systems	\$ 90,903	\$ 90,903	\$ -
5,188	Tulare	Tulare Division	D3030-Cooling Generating Systems	\$ 91,607	\$ 91,607	\$ -
5,189	Santa Barbara	Santa Barbara County Courthouse	D3030-Cooling Generating Systems	\$ 98,306	\$ 98,306	\$ -
5,190	Los Angeles	Eastlake Juvenile Court	D3030-Cooling Generating Systems	\$ 193,101	\$ 105,781	\$ 87,320
5,191	Ventura	East County Courthouse	D3030-Cooling Generating Systems	\$ 177,684	\$ 109,720	\$ 67,964
5,192	Los Angeles	Inglewood Juvenile Court	D3030-Cooling Generating Systems	\$ 142,478	\$ 115,094	\$ 27,384
5,193	Santa Clara	Hall of Justice (West)	D3030-Cooling Generating Systems	\$ 115,711	\$ 115,711	\$ -
5,194	Santa Clara	Historic Courthouse	D3030-Cooling Generating Systems	\$ 121,179	\$ 121,179	\$ -
5,195	Los Angeles	Pasadena Courthouse	D3030-Cooling Generating Systems	\$ 177,228	\$ 122,908	\$ 54,320
5,196	Los Angeles	Eastlake Juvenile Court	D3030-Cooling Generating Systems	\$ 230,251	\$ 126,131	\$ 104,120
5,197	Santa Barbara	Santa Barbara County Courthouse	D3030-Cooling Generating Systems	\$ 128,632	\$ 128,632	\$ -
5,198	Orange	Central Justice Center	D3030-Cooling Generating Systems	\$ 141,133	\$ 128,671	\$ 12,462
5,199	Butte	Butte County Courthouse	D3030-Cooling Generating Systems	\$ 137,182	\$ 137,182	\$ -
5,200	Santa Clara	Santa Clara Courthouse	D3030-Cooling Generating Systems	\$ 138,795	\$ 138,795	\$ -
5,201	San Mateo	Central Branch	D3030-Cooling Generating Systems	\$ 141,244	\$ 141,244	\$ -
5,202	Los Angeles	El Monte Courthouse	D3030-Cooling Generating Systems	\$ 246,605	\$ 143,327	\$ 103,278
5,203	El Dorado	Johnson Bldg.	D3030-Cooling Generating Systems	\$ 143,475	\$ 143,475	\$ -
5,204	Los Angeles	Downey Courthouse	D3030-Cooling Generating Systems	\$ 173,047	\$ 144,840	\$ 28,207
5,205	Contra Costa	Wakefield Taylor Courthouse	D3030-Cooling Generating Systems	\$ 145,086	\$ 145,086	\$ -
5,206	Los Angeles	Van Nuys Courthouse East	D3030-Cooling Generating Systems	\$ 171,876	\$ 154,242	\$ 17,634
5,207	Los Angeles	Bellflower Courthouse	D3030-Cooling Generating Systems	\$ 210,056	\$ 163,718	\$ 46,338
5,208	Los Angeles	Whittier Courthouse	D3030-Cooling Generating Systems	\$ 189,933	\$ 164,159	\$ 25,774
5,209	Ventura	East County Courthouse	D3030-Cooling Generating Systems	\$ 275,264	\$ 169,976	\$ 105,288
5,210	Los Angeles	Glendale Courthouse	D3030-Cooling Generating Systems	\$ 194,343	\$ 175,958	\$ 18,385
5,211	Ventura	East County Courthouse	D3030-Cooling Generating Systems	\$ 289,431	\$ 178,724	\$ 110,707
5,212	Riverside	Corona	D3030-Cooling Generating Systems	\$ 350,769	\$ 189,520	\$ 161,249
5,213	Santa Clara	Historic Courthouse	D3030-Cooling Generating Systems	\$ 194,785	\$ 194,785	\$ -
5,214	Los Angeles	West Covina Courthouse	D3030-Cooling Generating Systems	\$ 197,810	\$ 197,810	\$ -
5,215	Los Angeles	Airport Courthouse	D3030-Cooling Generating Systems	\$ 259,908	\$ 200,571	\$ 59,337
5,216	Ventura	East County Courthouse	D3030-Cooling Generating Systems	\$ 327,272	\$ 202,090	\$ 125,182
5,217	Los Angeles	Torrance Courthouse	D3030-Cooling Generating Systems	\$ 250,689	\$ 213,437	\$ 37,252
5,218	Los Angeles	Van Nuys Courthouse West	D3030-Cooling Generating Systems	\$ 266,189	\$ 214,229	\$ 51,960
5,219	Los Angeles	Santa Monica Courthouse	D3030-Cooling Generating Systems	\$ 276,481	\$ 217,010	\$ 59,471
5,220	Santa Barbara	Figuroa Division	D3030-Cooling Generating Systems	\$ 230,498	\$ 230,498	\$ -
5,221	San Mateo	Northern Branch Courthouse	D3030-Cooling Generating Systems	\$ 247,067	\$ 247,067	\$ -



Line #	County	Facility Name	Project System Targeted for Renewal	Project Rough Order of Magnitude	Judicial Branch Share of Cost	County Share of Cost
5,222	Placer	Historic Courthouse	D3030-Cooling Generating Systems	\$ 250,924	\$ 250,924	\$ -
5,223	Los Angeles	Pomona Courthouse South	D3030-Cooling Generating Systems	\$ 276,232	\$ 251,758	\$ 24,474
5,224	San Bernardino	Barstow Courthouse	D3030-Cooling Generating Systems	\$ 254,999	\$ 254,999	\$ -
5,225	Orange	North Justice Center	D3030-Cooling Generating Systems	\$ 285,499	\$ 257,834	\$ 27,665
5,226	Los Angeles	Edmund D. Edelman Children's Court	D3030-Cooling Generating Systems	\$ 382,217	\$ 267,514	\$ 114,703
5,227	Los Angeles	Edmund D. Edelman Children's Court	D3030-Cooling Generating Systems	\$ 382,217	\$ 267,514	\$ 114,703
5,228	Kern	Bakersfield Juvenile Center	D3030-Cooling Generating Systems	\$ 269,259	\$ 269,259	\$ -
5,229	Alameda	George E. McDonald Hall of Justice	D3030-Cooling Generating Systems	\$ 272,965	\$ 272,965	\$ -
5,230	Los Angeles	Edmund D. Edelman Children's Court	D3030-Cooling Generating Systems	\$ 392,675	\$ 274,833	\$ 117,842
5,231	Imperial	Imperial County Courthouse	D3030-Cooling Generating Systems	\$ 277,166	\$ 277,166	\$ -
5,232	Orange	North Justice Center	D3030-Cooling Generating Systems	\$ 309,803	\$ 279,783	\$ 30,020
5,233	Los Angeles	Metropolitan Courthouse	D3030-Cooling Generating Systems	\$ 300,800	\$ 284,376	\$ 16,424
5,234	Los Angeles	Whittier Courthouse	D3030-Cooling Generating Systems	\$ 287,275	\$ 287,275	\$ -
5,235	Stanislaus	Modesto Main Courthouse	D3030-Cooling Generating Systems	\$ 288,328	\$ 287,723	\$ 605
5,236	Los Angeles	Torrance Courthouse	D3030-Cooling Generating Systems	\$ 347,698	\$ 296,030	\$ 51,668
5,237	Los Angeles	Burbank Courthouse	D3030-Cooling Generating Systems	\$ 327,098	\$ 296,874	\$ 30,224
5,238	Los Angeles	El Monte Courthouse	D3030-Cooling Generating Systems	\$ 519,815	\$ 302,116	\$ 217,699
5,239	Riverside	Palm Springs Courts	D3030-Cooling Generating Systems	\$ 314,005	\$ 314,005	\$ -
5,240	Ventura	East County Courthouse	D3030-Cooling Generating Systems	\$ 545,240	\$ 336,686	\$ 208,554
5,241	Stanislaus	Modesto Main Courthouse	D3030-Cooling Generating Systems	\$ 342,641	\$ 341,921	\$ 720
5,242	Sacramento	Carol Miller Justice Center Court Facility	D3030-Cooling Generating Systems	\$ 359,545	\$ 351,455	\$ 8,090
5,243	Santa Barbara	Santa Barbara County Courthouse	D3030-Cooling Generating Systems	\$ 351,829	\$ 351,829	\$ -
5,244	Los Angeles	Pasadena Courthouse	D3030-Cooling Generating Systems	\$ 512,216	\$ 355,222	\$ 156,994
5,245	Los Angeles	Alhambra Courthouse	D3030-Cooling Generating Systems	\$ 451,416	\$ 388,218	\$ 63,198
5,246	Alameda	Fremont Hall of Justice	D3030-Cooling Generating Systems	\$ 522,451	\$ 414,826	\$ 107,625
5,247	San Diego	Family Court	D3030-Cooling Generating Systems	\$ 424,079	\$ 424,079	\$ -
5,248	Los Angeles	Van Nuys Courthouse East	D3030-Cooling Generating Systems	\$ 496,654	\$ 445,697	\$ 50,957
5,249	Los Angeles	Van Nuys Courthouse West	D3030-Cooling Generating Systems	\$ 564,492	\$ 454,303	\$ 110,189
5,250	Los Angeles	Pomona Courthouse North	D3030-Cooling Generating Systems	\$ 458,709	\$ 458,709	\$ -
5,251	San Bernardino	Barstow Courthouse	D3030-Cooling Generating Systems	\$ 490,778	\$ 490,778	\$ -
5,252	Sonoma	Hall of Justice	D3030-Cooling Generating Systems	\$ 519,123	\$ 519,123	\$ -
5,253	Los Angeles	Pomona Courthouse South	D3030-Cooling Generating Systems	\$ 610,997	\$ 556,863	\$ 54,134
5,254	Los Angeles	Van Nuys Courthouse West	D3030-Cooling Generating Systems	\$ 725,254	\$ 583,684	\$ 141,570
5,255	Orange	West Justice Center	D3030-Cooling Generating Systems	\$ 720,965	\$ 653,771	\$ 67,194
5,256	Riverside	Family Law Court	D3030-Cooling Generating Systems	\$ 666,089	\$ 666,089	\$ -
5,257	Santa Clara	Hall of Justice (East)	D3030-Cooling Generating Systems	\$ 721,677	\$ 721,677	\$ -



Line #	County	Facility Name	Project System Targeted for Renewal	Project Rough Order of Magnitude	Judicial Branch Share of Cost	County Share of Cost
5,258	Los Angeles	Chatsworth Courthouse	D3030-Cooling Generating Systems	\$ 884,996	\$ 741,627	\$ 143,369
5,259	Los Angeles	Compton Courthouse	D3030-Cooling Generating Systems	\$ 1,126,223	\$ 1,126,223	\$ -
5,260	Orange	Betty Lou Lamoreaux Justice Center	D3030-Cooling Generating Systems	\$ 1,708,790	\$ 1,366,178	\$ 342,612
5,261	Los Angeles	San Fernando Courthouse	D3030-Cooling Generating Systems	\$ 1,908,728	\$ 1,908,728	\$ -
5,262	Tulare	Visalia Superior Court	D3030-Cooling Generating Systems	\$ 2,455,407	\$ 2,455,407	\$ -
5,263	Orange	Betty Lou Lamoreaux Justice Center	D3030-Cooling Generating Systems	\$ 7,481,717	\$ 5,981,633	\$ 1,500,084
5,264	Del Norte	Del Norte County Superior Court	D3032-Direct Expansion Systems	\$ 2,826	\$ 1,731	\$ 1,095
5,265	San Bernardino	Barstow Courthouse	D3032-Direct Expansion Systems	\$ 4,847	\$ 3,777	\$ 1,070
5,266	Kern	Shafter/Wasco Courts Bldg.	D3032-Direct Expansion Systems	\$ 4,885	\$ 4,394	\$ 491
5,267	San Diego	Hall of Justice	D3032-Direct Expansion Systems	\$ 4,771	\$ 4,771	\$ -
5,268	San Bernardino	Joshua Tree Courthouse	D3032-Direct Expansion Systems	\$ 5,557	\$ 5,557	\$ -
5,269	Fresno	Fresno County Courthouse	D3032-Direct Expansion Systems	\$ 7,702	\$ 7,387	\$ 315
5,270	Santa Barbara	Figuroa Division	D3032-Direct Expansion Systems	\$ 7,430	\$ 7,430	\$ -
5,271	San Bernardino	Fontana Courthouse	D3032-Direct Expansion Systems	\$ 10,946	\$ 9,099	\$ 1,847
5,272	Los Angeles	Bellflower Courthouse	D3032-Direct Expansion Systems	\$ 10,444	\$ 10,444	\$ -
5,273	Los Angeles	Metropolitan Courthouse	D3032-Direct Expansion Systems	\$ 17,868	\$ 16,892	\$ 976
5,274	Imperial	Imperial County Courthouse	D3032-Direct Expansion Systems	\$ 19,339	\$ 19,339	\$ -
5,275	Fresno	Fresno County Courthouse	D3032-Direct Expansion Systems	\$ 20,270	\$ 19,441	\$ 829
5,276	San Bernardino	Victorville Courthouse-Dept. N-1	D3032-Direct Expansion Systems	\$ 21,663	\$ 21,663	\$ -
5,277	San Diego	South County Regional Center	D3032-Direct Expansion Systems	\$ 21,715	\$ 21,715	\$ -
5,278	Fresno	Fresno County Courthouse	D3032-Direct Expansion Systems	\$ 36,721	\$ 35,219	\$ 1,502
5,279	San Luis Obispo	Courthouse Annex	D3032-Direct Expansion Systems	\$ 706,849	\$ 351,587	\$ 355,262
5,280	Santa Barbara	Santa Barbara Court Trailer	D3040-Distribution Systems	\$ 1,089	\$ 545	\$ 545
5,281	Kern	Arvin/ Lamont Branch	D3040-Distribution Systems	\$ 1,137	\$ 693	\$ 444
5,282	San Bernardino	Fontana Courthouse	D3040-Distribution Systems	\$ 1,216	\$ 1,216	\$ -
5,283	Los Angeles	Santa Monica Courthouse	D3040-Distribution Systems	\$ 1,558	\$ 1,223	\$ 335
5,284	Los Angeles	Hall of Records	D3040-Distribution Systems	\$ 12,544	\$ 1,328	\$ 11,216
5,285	Santa Clara	Downtown Superior Court	D3040-Distribution Systems	\$ 1,345	\$ 1,345	\$ -
5,286	Los Angeles	Alfred J. McCourtney Juvenile Justice Center	D3040-Distribution Systems	\$ 2,048	\$ 1,414	\$ 634
5,287	Los Angeles	El Monte Courthouse	D3040-Distribution Systems	\$ 3,344	\$ 1,944	\$ 1,400
5,288	Los Angeles	Malibu Courthouse	D3040-Distribution Systems	\$ 5,391	\$ 2,048	\$ 3,343
5,289	Orange	Betty Lou Lamoreaux Justice Center	D3040-Distribution Systems	\$ 2,816	\$ 2,251	\$ 565
5,290	San Luis Obispo	Grover Beach Branch	D3040-Distribution Systems	\$ 2,287	\$ 2,287	\$ -
5,291	Riverside	Hall of Justice	D3040-Distribution Systems	\$ 2,400	\$ 2,400	\$ -
5,292	Riverside	Hall of Justice	D3040-Distribution Systems	\$ 2,448	\$ 2,448	\$ -



Line #	County	Facility Name	Project System Targeted for Renewal	Project Rough Order of Magnitude	Judicial Branch Share of Cost	County Share of Cost
5,293	Orange	Central Justice Center	D3040-Distribution Systems	\$ 2,470	\$ 2,470	\$ -
5,294	Solano	Hall of Justice	D3040-Distribution Systems	\$ 2,687	\$ 2,687	\$ -
5,295	Santa Barbara	Santa Barbara Juvenile Court	D3040-Distribution Systems	\$ 3,266	\$ 3,266	\$ -
5,296	Los Angeles	Hall of Records	D3040-Distribution Systems	\$ 30,938	\$ 3,276	\$ 27,662
5,297	Los Angeles	San Fernando Courthouse	D3040-Distribution Systems	\$ 3,429	\$ 3,429	\$ -
5,298	Los Angeles	Burbank Courthouse	D3040-Distribution Systems	\$ 3,895	\$ 3,535	\$ 360
5,299	Los Angeles	Burbank Courthouse	D3040-Distribution Systems	\$ 4,762	\$ 4,322	\$ 440
5,300	Los Angeles	Los Padrinos Juvenile Court	D3040-Distribution Systems	\$ 15,606	\$ 4,576	\$ 11,030
5,301	Los Angeles	Hall of Records	D3040-Distribution Systems	\$ 43,457	\$ 4,602	\$ 38,855
5,302	San Luis Obispo	1070 Palm St.	D3040-Distribution Systems	\$ 4,650	\$ 4,650	\$ -
5,303	Los Angeles	Monrovia Training Center	D3040-Distribution Systems	\$ 6,812	\$ 4,788	\$ 2,024
5,304	Los Angeles	David M. Kenyon Juvenile Justice Center	D3040-Distribution Systems	\$ 12,090	\$ 4,916	\$ 7,174
5,305	Los Angeles	Hall of Records	D3040-Distribution Systems	\$ 50,310	\$ 5,328	\$ 44,982
5,306	Los Angeles	El Monte Courthouse	D3040-Distribution Systems	\$ 9,607	\$ 5,584	\$ 4,023
5,307	Contra Costa	Concord Courthouse	D3040-Distribution Systems	\$ 5,827	\$ 5,827	\$ -
5,308	Los Angeles	Los Padrinos Juvenile Court	D3040-Distribution Systems	\$ 20,118	\$ 5,899	\$ 14,219
5,309	Los Angeles	Beverly Hills Courthouse	D3040-Distribution Systems	\$ 7,521	\$ 5,981	\$ 1,540
5,310	Santa Barbara	Figueroa Division	D3040-Distribution Systems	\$ 6,057	\$ 6,057	\$ -
5,311	Los Angeles	Sylmar Juvenile Court	D3040-Distribution Systems	\$ 17,768	\$ 6,096	\$ 11,672
5,312	Los Angeles	Hall of Records	D3040-Distribution Systems	\$ 58,080	\$ 6,151	\$ 51,929
5,313	Los Angeles	Hall of Records	D3040-Distribution Systems	\$ 58,080	\$ 6,151	\$ 51,929
5,314	San Bernardino	Chino Courthouse	D3040-Distribution Systems	\$ 6,271	\$ 6,271	\$ -
5,315	Kings	Corcoran Court	D3040-Distribution Systems	\$ 6,450	\$ 6,450	\$ -
5,316	Napa	Criminal Court Building	D3040-Distribution Systems	\$ 7,029	\$ 7,029	\$ -
5,317	Los Angeles	Van Nuys Courthouse West	D3040-Distribution Systems	\$ 8,923	\$ 7,181	\$ 1,742
5,318	Fresno	Fresno County Courthouse	D3040-Distribution Systems	\$ 7,232	\$ 7,232	\$ -
5,319	San Luis Obispo	Grover Beach Branch	D3040-Distribution Systems	\$ 7,440	\$ 7,440	\$ -
5,320	Imperial	Imperial County Courthouse	D3040-Distribution Systems	\$ 8,169	\$ 8,169	\$ -
5,321	Merced	Old Court	D3040-Distribution Systems	\$ 8,180	\$ 8,180	\$ -
5,322	Butte	Chico Courthouse	D3040-Distribution Systems	\$ 8,276	\$ 8,276	\$ -
5,323	Los Angeles	El Monte Courthouse	D3040-Distribution Systems	\$ 14,330	\$ 8,329	\$ 6,001
5,324	Humboldt	Humboldt County Courthouse (Eureka)	D3040-Distribution Systems	\$ 8,677	\$ 8,677	\$ -
5,325	Los Angeles	Eastlake Juvenile Court	D3040-Distribution Systems	\$ 15,961	\$ 8,743	\$ 7,218
5,326	Los Angeles	Monrovia Training Center	D3040-Distribution Systems	\$ 12,579	\$ 8,842	\$ 3,737
5,327	Orange	Betty Lou Lamoreaux Justice Center	D3040-Distribution Systems	\$ 11,263	\$ 9,005	\$ 2,258
5,328	Los Angeles	El Monte Courthouse	D3040-Distribution Systems	\$ 15,566	\$ 9,047	\$ 6,519



Line #	County	Facility Name	Project System Targeted for Renewal	Project Rough Order of Magnitude	Judicial Branch Share of Cost	County Share of Cost
5,329	Santa Barbara	Santa Maria Courts, Bldg G	D3040-Distribution Systems	\$ 9,456	\$ 9,456	\$ -
5,330	Los Angeles	Sylmar Juvenile Court	D3040-Distribution Systems	\$ 27,736	\$ 9,516	\$ 18,220
5,331	El Dorado	Johnson Bldg.	D3040-Distribution Systems	\$ 9,900	\$ 9,900	\$ -
5,332	San Mateo	Northern Branch Courthouse	D3040-Distribution Systems	\$ 10,086	\$ 10,086	\$ -
5,333	Los Angeles	San Fernando Courthouse	D3040-Distribution Systems	\$ 10,188	\$ 10,188	\$ -
5,334	Orange	West Justice Center	D3040-Distribution Systems	\$ 11,263	\$ 10,213	\$ 1,050
5,335	Kings	Avenal Court	D3040-Distribution Systems	\$ 10,253	\$ 10,253	\$ -
5,336	Los Angeles	Pasadena Courthouse	D3040-Distribution Systems	\$ 15,014	\$ 10,412	\$ 4,602
5,337	Los Angeles	Santa Clarita Courthouse	D3040-Distribution Systems	\$ 11,910	\$ 10,527	\$ 1,383
5,338	Los Angeles	Edmund D. Edelman Children's Court	D3040-Distribution Systems	\$ 15,566	\$ 10,895	\$ 4,671
5,339	Los Angeles	Van Nuys Courthouse East	D3040-Distribution Systems	\$ 12,180	\$ 10,930	\$ 1,250
5,340	Orange	Civil Complex Center ("CXC")	D3040-Distribution Systems	\$ 11,263	\$ 11,263	\$ -
5,341	Del Norte	Del Norte County Superior Court	D3040-Distribution Systems	\$ 18,898	\$ 11,579	\$ 7,319
5,342	Alameda	Hayward Hall of Justice	D3040-Distribution Systems	\$ 13,721	\$ 12,116	\$ 1,605
5,343	Kings	Corcoran Court	D3040-Distribution Systems	\$ 13,089	\$ 13,089	\$ -
5,344	Los Angeles	Torrance Courthouse	D3040-Distribution Systems	\$ 15,566	\$ 13,253	\$ 2,313
5,345	Orange	Central Justice Center	D3040-Distribution Systems	\$ 13,738	\$ 13,738	\$ -
5,346	San Diego	North County Regional Center - Annex	D3040-Distribution Systems	\$ 13,854	\$ 13,854	\$ -
5,347	San Bernardino	Joshua Tree Courthouse	D3040-Distribution Systems	\$ 14,158	\$ 14,158	\$ -
5,348	Orange	Harbor Justice Center-Newport Beach Facility	D3040-Distribution Systems	\$ 16,895	\$ 14,246	\$ 2,649
5,349	Contra Costa	Richard E. Arnason Justice Center	D3040-Distribution Systems	\$ 14,246	\$ 14,246	\$ -
5,350	Santa Barbara	Santa Barbara Court Trailer	D3040-Distribution Systems	\$ 28,813	\$ 14,407	\$ 14,407
5,351	Santa Barbara	Santa Maria Courts, Bldgs. A + B	D3040-Distribution Systems	\$ 63,322	\$ 14,583	\$ 48,739
5,352	Los Angeles	Van Nuys Courthouse West	D3040-Distribution Systems	\$ 18,391	\$ 14,801	\$ 3,590
5,353	Los Angeles	Santa Clarita Courthouse	D3040-Distribution Systems	\$ 16,808	\$ 14,857	\$ 1,951
5,354	San Mateo	Central Branch	D3040-Distribution Systems	\$ 15,055	\$ 15,055	\$ -
5,355	Riverside	Blythe Courthouse - Superior Court	D3040-Distribution Systems	\$ 15,560	\$ 15,560	\$ -
5,356	Los Angeles	Hall of Records	D3040-Distribution Systems	\$ 152,497	\$ 16,149	\$ 136,348
5,357	Los Angeles	Eastlake Juvenile Court	D3040-Distribution Systems	\$ 29,807	\$ 16,328	\$ 13,479
5,358	Los Angeles	Santa Clarita Courthouse	D3040-Distribution Systems	\$ 18,802	\$ 16,619	\$ 2,183
5,359	Orange	West Justice Center	D3040-Distribution Systems	\$ 18,490	\$ 16,767	\$ 1,723
5,360	Los Angeles	Compton Courthouse	D3040-Distribution Systems	\$ 25,398	\$ 16,796	\$ 8,602
5,361	Los Angeles	Compton Courthouse	D3040-Distribution Systems	\$ 25,398	\$ 16,796	\$ 8,602
5,362	Los Angeles	Compton Courthouse	D3040-Distribution Systems	\$ 25,398	\$ 16,796	\$ 8,602
5,363	Los Angeles	Chatsworth Courthouse	D3040-Distribution Systems	\$ 20,056	\$ 16,807	\$ 3,249



Line #	County	Facility Name	Project System Targeted for Renewal	Project Rough Order of Magnitude	Judicial Branch Share of Cost	County Share of Cost
5,364	San Luis Obispo	1070 Palm St.	D3040-Distribution Systems	\$ 16,970	\$ 16,970	\$ -
5,365	Los Angeles	Chatsworth Courthouse	D3040-Distribution Systems	\$ 20,305	\$ 17,016	\$ 3,289
5,366	El Dorado	Johnson Bldg.	D3040-Distribution Systems	\$ 17,086	\$ 17,086	\$ -
5,367	Los Angeles	Hollywood Courthouse	D3040-Distribution Systems	\$ 18,802	\$ 17,127	\$ 1,675
5,368	Los Angeles	Alhambra Courthouse	D3040-Distribution Systems	\$ 20,089	\$ 17,277	\$ 2,812
5,369	Contra Costa	Walnut Creek Courthouse	D3040-Distribution Systems	\$ 17,961	\$ 17,961	\$ -
5,370	Los Angeles	Beverly Hills Courthouse	D3040-Distribution Systems	\$ 22,825	\$ 18,150	\$ 4,675
5,371	Los Angeles	Torrance Courthouse	D3040-Distribution Systems	\$ 21,414	\$ 18,232	\$ 3,182
5,372	Los Angeles	Van Nuys Courthouse East	D3040-Distribution Systems	\$ 20,350	\$ 18,262	\$ 2,088
5,373	Los Angeles	San Fernando Courthouse	D3040-Distribution Systems	\$ 18,826	\$ 18,826	\$ -
5,374	Los Angeles	Van Nuys Courthouse West	D3040-Distribution Systems	\$ 23,834	\$ 19,182	\$ 4,652
5,375	San Mateo	Northern Branch Courthouse	D3040-Distribution Systems	\$ 19,322	\$ 19,322	\$ -
5,376	Los Angeles	Chatsworth Courthouse	D3040-Distribution Systems	\$ 23,192	\$ 19,435	\$ 3,757
5,377	Los Angeles	Burbank Courthouse	D3040-Distribution Systems	\$ 22,563	\$ 20,478	\$ 2,085
5,378	Orange	Central Justice Center	D3040-Distribution Systems	\$ 22,526	\$ 20,537	\$ 1,989
5,379	Los Angeles	Edmund D. Edelman Children's Court	D3040-Distribution Systems	\$ 29,511	\$ 20,655	\$ 8,856
5,380	Los Angeles	Malibu Courthouse	D3040-Distribution Systems	\$ 56,033	\$ 21,281	\$ 34,752
5,381	Orange	Betty Lou Lamoreaux Justice Center	D3040-Distribution Systems	\$ 26,987	\$ 21,576	\$ 5,411
5,382	Los Angeles	Alfred J. McCourtney Juvenile Justice Center	D3040-Distribution Systems	\$ 32,557	\$ 22,481	\$ 10,076
5,383	El Dorado	Johnson Bldg.	D3040-Distribution Systems	\$ 22,558	\$ 22,558	\$ -
5,384	Los Angeles	Glendale Courthouse	D3040-Distribution Systems	\$ 25,654	\$ 23,227	\$ 2,427
5,385	Santa Barbara	Santa Barbara Juvenile Court	D3040-Distribution Systems	\$ 23,332	\$ 23,332	\$ -
5,386	Los Angeles	Edmund D. Edelman Children's Court	D3040-Distribution Systems	\$ 33,566	\$ 23,493	\$ 10,073
5,387	Los Angeles	Santa Monica Courthouse	D3040-Distribution Systems	\$ 30,084	\$ 23,613	\$ 6,471
5,388	Santa Barbara	Santa Maria Courts, Bldg F	D3040-Distribution Systems	\$ 23,707	\$ 23,707	\$ -
5,389	Santa Barbara	Santa Barbara Jury Assembly Bldg.	D3040-Distribution Systems	\$ 24,882	\$ 24,882	\$ -
5,390	San Diego	Kearny Mesa Court	D3040-Distribution Systems	\$ 26,227	\$ 26,227	\$ -
5,391	Los Angeles	Torrance Courthouse	D3040-Distribution Systems	\$ 30,454	\$ 27,540	\$ 2,914
5,392	Los Angeles	Chatsworth Courthouse	D3040-Distribution Systems	\$ 33,219	\$ 27,838	\$ 5,381
5,393	Los Angeles	Chatsworth Courthouse	D3040-Distribution Systems	\$ 33,549	\$ 28,114	\$ 5,435
5,394	San Luis Obispo	Grover Beach Branch	D3040-Distribution Systems	\$ 28,788	\$ 28,788	\$ -
5,395	Los Angeles	Alhambra Courthouse	D3040-Distribution Systems	\$ 33,603	\$ 28,899	\$ 4,704
5,396	San Diego	East County Regional Center	D3040-Distribution Systems	\$ 30,447	\$ 30,447	\$ -
5,397	Los Angeles	Hall of Records	D3040-Distribution Systems	\$ 294,709	\$ 31,210	\$ 263,499
5,398	Los Angeles	El Monte Courthouse	D3040-Distribution Systems	\$ 54,310	\$ 31,565	\$ 22,745



Line #	County	Facility Name	Project System Targeted for Renewal	Project Rough Order of Magnitude	Judicial Branch Share of Cost	County Share of Cost
5,399	Kern	Taft Courts Bldg.	D3040-Distribution Systems	\$ 33,424	\$ 33,424	\$ -
5,400	Los Angeles	Beverly Hills Courthouse	D3040-Distribution Systems	\$ 42,760	\$ 34,003	\$ 8,757
5,401	Los Angeles	Torrance Courthouse	D3040-Distribution Systems	\$ 40,319	\$ 34,328	\$ 5,991
5,402	Los Angeles	Glendale Courthouse	D3040-Distribution Systems	\$ 38,291	\$ 34,669	\$ 3,622
5,403	San Luis Obispo	Courthouse Annex	D3040-Distribution Systems	\$ 69,985	\$ 34,811	\$ 35,174
5,404	San Bernardino	Victorville Courthouse-Dept. N-1	D3040-Distribution Systems	\$ 34,944	\$ 34,944	\$ -
5,405	Napa	Criminal Court Building	D3040-Distribution Systems	\$ 37,095	\$ 37,095	\$ -
5,406	Los Angeles	Van Nuys Courthouse West	D3040-Distribution Systems	\$ 46,369	\$ 37,318	\$ 9,051
5,407	Santa Barbara	Santa Barbara County Courthouse	D3040-Distribution Systems	\$ 37,411	\$ 37,411	\$ -
5,408	Los Angeles	Edmund D. Edelman Children's Court	D3040-Distribution Systems	\$ 53,743	\$ 37,615	\$ 16,128
5,409	Los Angeles	Central Arraignment Courts	D3040-Distribution Systems	\$ 46,273	\$ 41,752	\$ 4,521
5,410	Alameda	Fremont Hall of Justice	D3040-Distribution Systems	\$ 43,253	\$ 43,253	\$ -
5,411	Los Angeles	Inglewood Juvenile Court	D3040-Distribution Systems	\$ 43,307	\$ 43,307	\$ -
5,412	Tulare	Visalia Superior Court	D3040-Distribution Systems	\$ 43,551	\$ 43,551	\$ -
5,413	Santa Barbara	Santa Barbara County Courthouse	D3040-Distribution Systems	\$ 44,388	\$ 44,388	\$ -
5,414	Los Angeles	Los Padrinos Juvenile Court	D3040-Distribution Systems	\$ 152,497	\$ 44,712	\$ 107,785
5,415	Nevada	Nevada City Courthouse	D3040-Distribution Systems	\$ 47,871	\$ 47,871	\$ -
5,416	Los Angeles	El Monte Courthouse	D3040-Distribution Systems	\$ 83,587	\$ 48,581	\$ 35,006
5,417	Kern	Shafter/Wasco Courts Bldg.	D3040-Distribution Systems	\$ 49,174	\$ 49,174	\$ -
5,418	Imperial	Imperial County Courthouse	D3040-Distribution Systems	\$ 49,198	\$ 49,198	\$ -
5,419	Los Angeles	Van Nuys Courthouse East	D3040-Distribution Systems	\$ 56,793	\$ 50,966	\$ 5,827
5,420	Orange	Civil Complex Center ("CXC")	D3040-Distribution Systems	\$ 51,754	\$ 51,754	\$ -
5,421	Los Angeles	Beverly Hills Courthouse	D3040-Distribution Systems	\$ 65,608	\$ 52,171	\$ 13,437
5,422	Napa	Historic Courthouse	D3040-Distribution Systems	\$ 57,562	\$ 54,103	\$ 3,459
5,423	Santa Barbara	Figueroa Division	D3040-Distribution Systems	\$ 55,166	\$ 55,166	\$ -
5,424	Los Angeles	Santa Monica Courthouse	D3040-Distribution Systems	\$ 71,435	\$ 56,069	\$ 15,366
5,425	Contra Costa	George D. Carroll Courthouse	D3040-Distribution Systems	\$ 56,125	\$ 56,125	\$ -
5,426	Ventura	East County Courthouse	D3040-Distribution Systems	\$ 56,798	\$ 56,798	\$ -
5,427	Los Angeles	Beverly Hills Courthouse	D3040-Distribution Systems	\$ 72,562	\$ 57,701	\$ 14,861
5,428	Alameda	George E. McDonald Hall of Justice	D3040-Distribution Systems	\$ 58,849	\$ 58,849	\$ -
5,429	Ventura	East County Courthouse	D3040-Distribution Systems	\$ 59,045	\$ 59,045	\$ -
5,430	Orange	West Justice Center	D3040-Distribution Systems	\$ 59,570	\$ 59,570	\$ -
5,431	Los Angeles	Van Nuys Courthouse West	D3040-Distribution Systems	\$ 76,939	\$ 61,921	\$ 15,018
5,432	San Bernardino	Fontana Courthouse	D3040-Distribution Systems	\$ 62,378	\$ 62,378	\$ -
5,433	Napa	Historic Courthouse	D3040-Distribution Systems	\$ 66,714	\$ 62,704	\$ 4,010
5,434	Los Angeles	Van Nuys Courthouse West	D3040-Distribution Systems	\$ 78,533	\$ 63,203	\$ 15,330



Line #	County	Facility Name	Project System Targeted for Renewal	Project Rough Order of Magnitude	Judicial Branch Share of Cost	County Share of Cost
5,435	Santa Barbara	Santa Maria Courts, Bldgs. A + B	D3040-Distribution Systems	\$ 63,322	\$ 63,322	\$ -
5,436	Sacramento	Credit Union Bldg.	D3040-Distribution Systems	\$ 64,458	\$ 64,458	\$ -
5,437	Santa Clara	Historic Courthouse	D3040-Distribution Systems	\$ 65,113	\$ 65,113	\$ -
5,438	Alameda	Hayward Hall of Justice	D3040-Distribution Systems	\$ 65,298	\$ 65,298	\$ -
5,439	Los Angeles	Burbank Courthouse	D3040-Distribution Systems	\$ 72,562	\$ 65,857	\$ 6,705
5,440	Santa Barbara	Santa Barbara County Courthouse	D3040-Distribution Systems	\$ 66,446	\$ 66,446	\$ -
5,441	Los Angeles	Alfred J. McCourtney Juvenile Justice Center	D3040-Distribution Systems	\$ 97,672	\$ 67,443	\$ 30,229
5,442	Los Angeles	Pomona Courthouse South	D3040-Distribution Systems	\$ 67,928	\$ 67,928	\$ -
5,443	Santa Barbara	Santa Barbara Jury Assembly Bldg.	D3040-Distribution Systems	\$ 68,201	\$ 68,201	\$ -
5,444	Santa Barbara	Santa Barbara Jury Assembly Bldg.	D3040-Distribution Systems	\$ 68,781	\$ 68,781	\$ -
5,445	Los Angeles	Van Nuys Courthouse East	D3040-Distribution Systems	\$ 79,901	\$ 71,703	\$ 8,198
5,446	Los Angeles	Van Nuys Courthouse East	D3040-Distribution Systems	\$ 79,901	\$ 71,703	\$ 8,198
5,447	San Diego	North County Regional Center - South	D3040-Distribution Systems	\$ 72,643	\$ 72,643	\$ -
5,448	Riverside	Riverside Juvenile Court	D3040-Distribution Systems	\$ 73,090	\$ 73,090	\$ -
5,449	Los Angeles	Eastlake Juvenile Court	D3040-Distribution Systems	\$ 133,769	\$ 73,279	\$ 60,490
5,450	San Bernardino	Barstow Courthouse	D3040-Distribution Systems	\$ 73,670	\$ 73,670	\$ -
5,451	Los Angeles	Alhambra Courthouse	D3040-Distribution Systems	\$ 85,914	\$ 73,886	\$ 12,028
5,452	Contra Costa	Family Law Center	D3040-Distribution Systems	\$ 74,053	\$ 74,053	\$ -
5,453	Nevada	Nevada City Courthouse Annex	D3040-Distribution Systems	\$ 77,133	\$ 77,133	\$ -
5,454	Los Angeles	Clara Shortridge Foltz Criminal Justice Center	D3040-Distribution Systems	\$ 112,548	\$ 77,422	\$ 35,126
5,455	Orange	North Justice Center	D3040-Distribution Systems	\$ 85,976	\$ 77,645	\$ 8,331
5,456	Santa Clara	Santa Clara Courthouse	D3040-Distribution Systems	\$ 77,960	\$ 77,960	\$ -
5,457	Los Angeles	Alhambra Courthouse	D3040-Distribution Systems	\$ 93,328	\$ 80,262	\$ 13,066
5,458	Los Angeles	Torrance Courthouse	D3040-Distribution Systems	\$ 94,933	\$ 80,826	\$ 14,107
5,459	San Francisco	Polk St. Annex	D3040-Distribution Systems	\$ 81,593	\$ 81,593	\$ -
5,460	Tulare	Visalia Superior Court	D3040-Distribution Systems	\$ 81,741	\$ 81,741	\$ -
5,461	Orange	Betty Lou Lamoreaux Justice Center	D3040-Distribution Systems	\$ 102,350	\$ 81,829	\$ 20,521
5,462	Los Angeles	Pasadena Courthouse	D3040-Distribution Systems	\$ 118,660	\$ 82,291	\$ 36,369
5,463	Los Angeles	Van Nuys Courthouse West	D3040-Distribution Systems	\$ 106,214	\$ 85,481	\$ 20,733
5,464	Los Angeles	Bellflower Courthouse	D3040-Distribution Systems	\$ 85,997	\$ 85,997	\$ -
5,465	Los Angeles	Glendale Courthouse	D3040-Distribution Systems	\$ 95,908	\$ 86,835	\$ 9,073
5,466	Los Angeles	Van Nuys Courthouse East	D3040-Distribution Systems	\$ 96,842	\$ 86,906	\$ 9,936
5,467	Riverside	Blythe Courthouse - Superior Court	D3040-Distribution Systems	\$ 87,587	\$ 87,587	\$ -
5,468	San Luis Obispo	Courthouse Annex	D3040-Distribution Systems	\$ 89,305	\$ 89,305	\$ -



Line #	County	Facility Name	Project System Targeted for Renewal	Project Rough Order of Magnitude	Judicial Branch Share of Cost	County Share of Cost
5,469	Solano	Solano Justice Building	D3040-Distribution Systems	\$ 90,009	\$ 90,009	\$ -
5,470	Los Angeles	Torrance Courthouse	D3040-Distribution Systems	\$ 108,829	\$ 92,657	\$ 16,172
5,471	Los Angeles	Sylmar Juvenile Court	D3040-Distribution Systems	\$ 274,152	\$ 94,062	\$ 180,090
5,472	Los Angeles	Van Nuys Courthouse West	D3040-Distribution Systems	\$ 117,260	\$ 94,371	\$ 22,889
5,473	Riverside	Corona	D3040-Distribution Systems	\$ 94,830	\$ 94,830	\$ -
5,474	Los Angeles	Van Nuys Courthouse East	D3040-Distribution Systems	\$ 111,121	\$ 99,720	\$ 11,401
5,475	Los Angeles	Monrovia Training Center	D3040-Distribution Systems	\$ 142,119	\$ 99,895	\$ 42,224
5,476	Los Angeles	Los Padrinos Juvenile Court	D3040-Distribution Systems	\$ 343,710	\$ 100,776	\$ 242,934
5,477	El Dorado	Johnson Bldg.	D3040-Distribution Systems	\$ 101,416	\$ 101,416	\$ -
5,478	Los Angeles	Van Nuys Courthouse West	D3040-Distribution Systems	\$ 127,493	\$ 102,606	\$ 24,887
5,479	Santa Clara	Hall of Justice (East)	D3040-Distribution Systems	\$ 103,076	\$ 103,076	\$ -
5,480	Alameda	Fremont Hall of Justice	D3040-Distribution Systems	\$ 104,198	\$ 104,198	\$ -
5,481	Los Angeles	Central Arraignment Courts	D3040-Distribution Systems	\$ 117,742	\$ 106,239	\$ 11,503
5,482	Riverside	Riverside Juvenile Court	D3040-Distribution Systems	\$ 226,728	\$ 111,868	\$ 114,860
5,483	Los Angeles	Edmund D. Edelman Children's Court	D3040-Distribution Systems	\$ 159,986	\$ 111,974	\$ 48,012
5,484	Los Angeles	East Los Angeles Courthouse	D3040-Distribution Systems	\$ 144,352	\$ 112,190	\$ 32,162
5,485	Alameda	Hayward Hall of Justice	D3040-Distribution Systems	\$ 113,382	\$ 113,382	\$ -
5,486	Los Angeles	Santa Monica Courthouse	D3040-Distribution Systems	\$ 145,123	\$ 113,907	\$ 31,216
5,487	Kern	Bakersfield Justice Bldg.	D3040-Distribution Systems	\$ 142,697	\$ 115,071	\$ 27,626
5,488	Los Angeles	Inglewood Juvenile Court	D3040-Distribution Systems	\$ 116,855	\$ 116,855	\$ -
5,489	Los Angeles	Norwalk Courthouse	D3040-Distribution Systems	\$ 138,029	\$ 117,366	\$ 20,663
5,490	Orange	West Justice Center	D3040-Distribution Systems	\$ 117,408	\$ 117,408	\$ -
5,491	Los Angeles	Michael D. Antonovich Antelope Valley Courthouse	D3040-Distribution Systems	\$ 161,096	\$ 118,422	\$ 42,674
5,492	Los Angeles	Edmund D. Edelman Children's Court	D3040-Distribution Systems	\$ 170,584	\$ 119,392	\$ 51,192
5,493	San Luis Obispo	Courthouse Annex	D3040-Distribution Systems	\$ 119,539	\$ 119,539	\$ -
5,494	Alameda	Hayward Hall of Justice	D3040-Distribution Systems	\$ 135,571	\$ 119,709	\$ 15,862
5,495	Los Angeles	Norwalk Courthouse	D3040-Distribution Systems	\$ 142,262	\$ 120,965	\$ 21,297
5,496	Los Angeles	Malibu Courthouse	D3040-Distribution Systems	\$ 318,791	\$ 121,077	\$ 197,714
5,497	Los Angeles	Edmund D. Edelman Children's Court	D3040-Distribution Systems	\$ 173,245	\$ 121,254	\$ 51,991
5,498	Ventura	Hall of Justice	D3040-Distribution Systems	\$ 122,465	\$ 122,465	\$ -
5,499	San Bernardino	Chino Courthouse	D3040-Distribution Systems	\$ 122,807	\$ 122,807	\$ -
5,500	Solano	Solano Justice Building	D3040-Distribution Systems	\$ 161,878	\$ 123,189	\$ 38,689
5,501	Orange	North Justice Center	D3040-Distribution Systems	\$ 136,950	\$ 123,680	\$ 13,270
5,502	Los Angeles	Metropolitan Courthouse	D3040-Distribution Systems	\$ 134,045	\$ 126,726	\$ 7,319
5,503	Los Angeles	Torrance Courthouse	D3040-Distribution Systems	\$ 150,035	\$ 127,740	\$ 22,295



Line #	County	Facility Name	Project System Targeted for Renewal	Project Rough Order of Magnitude	Judicial Branch Share of Cost	County Share of Cost
5,504	Alameda	Fremont Hall of Justice	D3040-Distribution Systems	\$ 128,423	\$ 128,423	\$ -
5,505	Alameda	Fremont Hall of Justice	D3040-Distribution Systems	\$ 129,220	\$ 129,220	\$ -
5,506	Alameda	Hayward Hall of Justice	D3040-Distribution Systems	\$ 129,424	\$ 129,424	\$ -
5,507	Kern	Bakersfield Juvenile Center	D3040-Distribution Systems	\$ 196,856	\$ 131,421	\$ 65,435
5,508	Los Angeles	Hollywood Courthouse	D3040-Distribution Systems	\$ 145,123	\$ 132,193	\$ 12,930
5,509	Los Angeles	Sylmar Juvenile Court	D3040-Distribution Systems	\$ 391,342	\$ 134,269	\$ 257,073
5,510	San Diego	North County Regional Center - North	D3040-Distribution Systems	\$ 136,451	\$ 136,451	\$ -
5,511	Los Angeles	Downey Courthouse	D3040-Distribution Systems	\$ 137,565	\$ 137,565	\$ -
5,512	Los Angeles	El Monte Courthouse	D3040-Distribution Systems	\$ 242,727	\$ 141,073	\$ 101,654
5,513	Los Angeles	Clara Shortridge Foltz Criminal Justice Center	D3040-Distribution Systems	\$ 207,043	\$ 142,425	\$ 64,618
5,514	Los Angeles	Parking Structure Lot 59- Whittier Admin CTR	D3040-Distribution Systems	\$ 143,508	\$ 143,508	\$ -
5,515	Alameda	Wiley W. Manuel Courthouse	D3040-Distribution Systems	\$ 147,507	\$ 147,507	\$ -
5,516	Los Angeles	Metropolitan Courthouse	D3040-Distribution Systems	\$ 161,769	\$ 152,936	\$ 8,833
5,517	Santa Barbara	Santa Barbara County Courthouse	D3040-Distribution Systems	\$ 154,299	\$ 154,299	\$ -
5,518	Alameda	Fremont Hall of Justice	D3040-Distribution Systems	\$ 154,407	\$ 154,407	\$ -
5,519	Los Angeles	Van Nuys Courthouse East	D3040-Distribution Systems	\$ 172,992	\$ 155,243	\$ 17,749
5,520	Los Angeles	Metropolitan Courthouse	D3040-Distribution Systems	\$ 170,137	\$ 160,848	\$ 9,289
5,521	Santa Clara	Hall of Justice (West)	D3040-Distribution Systems	\$ 162,848	\$ 162,848	\$ -
5,522	Placer	Historic Courthouse	D3040-Distribution Systems	\$ 169,283	\$ 169,283	\$ -
5,523	Alameda	Wiley W. Manuel Courthouse	D3040-Distribution Systems	\$ 173,105	\$ 173,105	\$ -
5,524	El Dorado	Johnson Bldg.	D3040-Distribution Systems	\$ 173,697	\$ 173,697	\$ -
5,525	Fresno	Fresno County Courthouse	D3040-Distribution Systems	\$ 182,532	\$ 175,066	\$ 7,466
5,526	Santa Cruz	Main Courthouse	D3040-Distribution Systems	\$ 177,116	\$ 175,540	\$ 1,576
5,527	Kern	Bakersfield Juvenile Center	D3040-Distribution Systems	\$ 182,911	\$ 182,911	\$ -
5,528	Los Angeles	Van Nuys Courthouse West	D3040-Distribution Systems	\$ 231,352	\$ 186,192	\$ 45,160
5,529	Humboldt	Humboldt County Courthouse (Eureka)	D3040-Distribution Systems	\$ 187,418	\$ 187,418	\$ -
5,530	San Diego	East County Regional Center	D3040-Distribution Systems	\$ 187,746	\$ 187,746	\$ -
5,531	Los Angeles	Inglewood Courthouse	D3040-Distribution Systems	\$ 189,244	\$ 189,244	\$ -
5,532	Riverside	Riverside Juvenile Court	D3040-Distribution Systems	\$ 190,456	\$ 190,456	\$ -
5,533	Orange	Harbor Justice Center-Newport Beach Facility	D3040-Distribution Systems	\$ 191,772	\$ 191,772	\$ -
5,534	Los Angeles	Airport Courthouse	D3040-Distribution Systems	\$ 252,454	\$ 194,819	\$ 57,635
5,535	Sacramento	Gordon Schaber Sacramento Superior Court	D3040-Distribution Systems	\$ 195,898	\$ 195,898	\$ -



Line #	County	Facility Name	Project System Targeted for Renewal	Project Rough Order of Magnitude	Judicial Branch Share of Cost	County Share of Cost
5,536	Los Angeles	Clara Shortridge Foltz Criminal Justice Center	D3040-Distribution Systems	\$ 289,782	\$ 199,341	\$ 90,441
5,537	Contra Costa	George D. Carroll Courthouse	D3040-Distribution Systems	\$ 262,073	\$ 202,320	\$ 59,753
5,538	Siskiyou	Siskiyou County Courthouse	D3040-Distribution Systems	\$ 611,079	\$ 205,506	\$ 405,573
5,539	San Diego	East County Regional Center	D3040-Distribution Systems	\$ 306,038	\$ 207,218	\$ 98,820
5,540	Los Angeles	Van Nuys Courthouse East	D3040-Distribution Systems	\$ 232,613	\$ 208,747	\$ 23,866
5,541	Contra Costa	Wakefield Taylor Courthouse	D3040-Distribution Systems	\$ 209,251	\$ 209,251	\$ -
5,542	San Diego	Juvenile Court	D3040-Distribution Systems	\$ 212,297	\$ 212,297	\$ -
5,543	Santa Barbara	Santa Maria Courts Bldgs C + D	D3040-Distribution Systems	\$ 215,822	\$ 215,822	\$ -
5,544	Santa Barbara	Santa Maria Courts Bldgs C + D	D3040-Distribution Systems	\$ 215,822	\$ 215,822	\$ -
5,545	Santa Barbara	Santa Maria Courts Bldgs C + D	D3040-Distribution Systems	\$ 215,822	\$ 215,822	\$ -
5,546	Orange	Betty Lou Lamoreaux Justice Center	D3040-Distribution Systems	\$ 270,711	\$ 216,433	\$ 54,278
5,547	Kern	Bakersfield Justice Bldg.	D3040-Distribution Systems	\$ 223,834	\$ 223,834	\$ -
5,548	Riverside	Riverside Juvenile Court	D3040-Distribution Systems	\$ 224,138	\$ 224,138	\$ -
5,549	Fresno	Fresno County Courthouse	D3040-Distribution Systems	\$ 225,132	\$ 225,132	\$ -
5,550	Orange	North Justice Center	D3040-Distribution Systems	\$ 251,543	\$ 227,168	\$ 24,375
5,551	Santa Barbara	Santa Maria Courts, Bldg G	D3040-Distribution Systems	\$ 229,930	\$ 229,930	\$ -
5,552	San Bernardino	Joshua Tree Courthouse	D3040-Distribution Systems	\$ 232,808	\$ 232,808	\$ -
5,553	El Dorado	Bldg. C	D3040-Distribution Systems	\$ 233,476	\$ 233,476	\$ -
5,554	Sacramento	Carol Miller Justice Center Court Facility	D3040-Distribution Systems	\$ 238,893	\$ 233,518	\$ 5,375
5,555	Los Angeles	Pasadena Courthouse	D3040-Distribution Systems	\$ 338,037	\$ 234,429	\$ 103,608
5,556	Los Angeles	Torrance Courthouse	D3040-Distribution Systems	\$ 275,676	\$ 234,711	\$ 40,965
5,557	Sacramento	Gordon Schaber Sacramento Superior Court	D3040-Distribution Systems	\$ 235,186	\$ 235,186	\$ -
5,558	Kern	Bakersfield Juvenile Center	D3040-Distribution Systems	\$ 235,493	\$ 235,493	\$ -
5,559	Ventura	Hall of Justice	D3040-Distribution Systems	\$ 240,173	\$ 240,173	\$ -
5,560	Alameda	Wiley W. Manuel Courthouse	D3040-Distribution Systems	\$ 240,302	\$ 240,302	\$ -
5,561	San Diego	North County Regional Center - North	D3040-Distribution Systems	\$ 240,875	\$ 240,875	\$ -
5,562	Solano	Law And Justice Center	D3040-Distribution Systems	\$ 1,910,366	\$ 242,043	\$ 1,668,323
5,563	Los Angeles	East Los Angeles Courthouse	D3040-Distribution Systems	\$ 325,209	\$ 252,752	\$ 72,457
5,564	Fresno	Fresno County Courthouse	D3040-Distribution Systems	\$ 254,029	\$ 254,029	\$ -
5,565	Nevada	Nevada City Courthouse Annex	D3040-Distribution Systems	\$ 598,141	\$ 255,466	\$ 342,675
5,566	Alameda	Hayward Hall of Justice	D3040-Distribution Systems	\$ 292,893	\$ 258,625	\$ 34,268
5,567	Orange	Central Justice Center	D3040-Distribution Systems	\$ 288,701	\$ 263,209	\$ 25,492
5,568	Orange	Central Justice Center	D3040-Distribution Systems	\$ 288,701	\$ 263,209	\$ 25,492
5,569	Orange	Central Justice Center	D3040-Distribution Systems	\$ 288,701	\$ 263,209	\$ 25,492



Line #	County	Facility Name	Project System Targeted for Renewal	Project Rough Order of Magnitude	Judicial Branch Share of Cost	County Share of Cost
5,570	Solano	Hall of Justice	D3040-Distribution Systems	\$ 363,179	\$ 264,467	\$ 98,712
5,571	San Mateo	Central Branch	D3040-Distribution Systems	\$ 271,443	\$ 271,443	\$ -
5,572	Sacramento	Gordon Schaber Sacramento Superior Court	D3040-Distribution Systems	\$ 273,125	\$ 273,125	\$ -
5,573	San Mateo	Traffic/ Small Claims Annex	D3040-Distribution Systems	\$ 275,556	\$ 275,556	\$ -
5,574	Kern	Bakersfield Justice Bldg.	D3040-Distribution Systems	\$ 278,267	\$ 278,267	\$ -
5,575	Los Angeles	Eastlake Juvenile Court	D3040-Distribution Systems	\$ 511,891	\$ 280,414	\$ 231,477
5,576	Los Angeles	Stanley Mosk Courthouse	D3040-Distribution Systems	\$ 292,794	\$ 284,771	\$ 8,023
5,577	Los Angeles	Compton Courthouse	D3040-Distribution Systems	\$ 285,049	\$ 285,049	\$ -
5,578	Contra Costa	Wakefield Taylor Courthouse	D3040-Distribution Systems	\$ 286,564	\$ 286,564	\$ -
5,579	San Luis Obispo	Courthouse Annex	D3040-Distribution Systems	\$ 287,064	\$ 287,064	\$ -
5,580	Orange	West Justice Center	D3040-Distribution Systems	\$ 319,647	\$ 289,856	\$ 29,791
5,581	Santa Clara	Downtown Superior Court	D3040-Distribution Systems	\$ 292,720	\$ 292,720	\$ -
5,582	Kern	Bakersfield Juvenile Center	D3040-Distribution Systems	\$ 438,953	\$ 293,045	\$ 145,908
5,583	Los Angeles	Clara Shortridge Foltz Criminal Justice Center	D3040-Distribution Systems	\$ 433,512	\$ 298,213	\$ 135,299
5,584	Tulare	Tulare Division	D3040-Distribution Systems	\$ 433,211	\$ 303,248	\$ 129,963
5,585	Kern	Bakersfield Superior Court	D3040-Distribution Systems	\$ 306,761	\$ 306,761	\$ -
5,586	Sacramento	Credit Union Bldg.	D3040-Distribution Systems	\$ 307,903	\$ 307,903	\$ -
5,587	Los Angeles	Pomona Courthouse North	D3040-Distribution Systems	\$ 308,089	\$ 308,089	\$ -
5,588	Los Angeles	Glendale Courthouse	D3040-Distribution Systems	\$ 346,796	\$ 313,989	\$ 32,807
5,589	Contra Costa	Family Law Center	D3040-Distribution Systems	\$ 317,968	\$ 317,968	\$ -
5,590	Los Angeles	Norwalk Courthouse	D3040-Distribution Systems	\$ 375,456	\$ 319,250	\$ 56,206
5,591	Orange	West Justice Center	D3040-Distribution Systems	\$ 319,647	\$ 319,647	\$ -
5,592	Stanislaus	Modesto Main Courthouse	D3040-Distribution Systems	\$ 321,003	\$ 320,329	\$ 674
5,593	San Diego	North County Regional Center - North	D3040-Distribution Systems	\$ 323,058	\$ 323,058	\$ -
5,594	Santa Barbara	Santa Barbara County Courthouse	D3040-Distribution Systems	\$ 329,010	\$ 329,010	\$ -
5,595	San Bernardino	Chino Courthouse	D3040-Distribution Systems	\$ 343,305	\$ 343,305	\$ -
5,596	Los Angeles	Edmund D. Edelman Children's Court	D3040-Distribution Systems	\$ 495,359	\$ 346,702	\$ 148,657
5,597	Nevada	Nevada City Courthouse	D3040-Distribution Systems	\$ 529,812	\$ 347,027	\$ 182,785
5,598	Los Angeles	Norwalk Courthouse	D3040-Distribution Systems	\$ 413,115	\$ 351,272	\$ 61,843
5,599	Riverside	Palm Springs Courts	D3040-Distribution Systems	\$ 865,269	\$ 351,386	\$ 513,883
5,600	Los Angeles	Alhambra Courthouse	D3040-Distribution Systems	\$ 414,942	\$ 356,850	\$ 58,092
5,601	Ventura	East County Courthouse	D3040-Distribution Systems	\$ 580,113	\$ 358,220	\$ 221,893
5,602	Sacramento	Gordon Schaber Sacramento Superior Court	D3040-Distribution Systems	\$ 362,140	\$ 362,140	\$ -



Line #	County	Facility Name	Project System Targeted for Renewal	Project Rough Order of Magnitude	Judicial Branch Share of Cost	County Share of Cost
5,603	Santa Clara	Historic Courthouse	D3040-Distribution Systems	\$ 363,334	\$ 363,334	\$ -
5,604	Alameda	Wiley W. Manuel Courthouse	D3040-Distribution Systems	\$ 446,897	\$ 374,500	\$ 72,397
5,605	Los Angeles	Pomona Courthouse South	D3040-Distribution Systems	\$ 375,608	\$ 375,608	\$ -
5,606	Riverside	Corona	D3040-Distribution Systems	\$ 385,642	\$ 385,642	\$ -
5,607	Placer	Historic Courthouse	D3040-Distribution Systems	\$ 506,643	\$ 390,115	\$ 116,528
5,608	Orange	Central Justice Center	D3040-Distribution Systems	\$ 391,962	\$ 391,962	\$ -
5,609	Los Angeles	Glendale Courthouse	D3040-Distribution Systems	\$ 434,948	\$ 393,802	\$ 41,146
5,610	Los Angeles	Compton Courthouse	D3040-Distribution Systems	\$ 414,085	\$ 414,085	\$ -
5,611	El Dorado	Bldg. C	D3040-Distribution Systems	\$ 2,005,691	\$ 415,178	\$ 1,590,513
5,612	Riverside	Hall of Justice	D3040-Distribution Systems	\$ 423,900	\$ 423,900	\$ -
5,613	Riverside	Hall of Justice	D3040-Distribution Systems	\$ 423,900	\$ 423,900	\$ -
5,614	Solano	Law And Justice Center	D3040-Distribution Systems	\$ 3,372,974	\$ 427,356	\$ 2,945,618
5,615	Orange	Central Justice Center	D3040-Distribution Systems	\$ 435,078	\$ 435,078	\$ -
5,616	Imperial	Imperial County Courthouse	D3040-Distribution Systems	\$ 435,400	\$ 435,400	\$ -
5,617	Los Angeles	Metropolitan Courthouse	D3040-Distribution Systems	\$ 469,760	\$ 444,111	\$ 25,649
5,618	Alameda	Hayward Hall of Justice	D3040-Distribution Systems	\$ 454,566	\$ 454,566	\$ -
5,619	Alameda	Wiley W. Manuel Courthouse	D3040-Distribution Systems	\$ 456,280	\$ 456,280	\$ -
5,620	Solano	Solano Justice Building	D3040-Distribution Systems	\$ 456,392	\$ 456,392	\$ -
5,621	Los Angeles	Inglewood Juvenile Court	D3040-Distribution Systems	\$ 460,875	\$ 460,875	\$ -
5,622	Los Angeles	Clara Shortridge Foltz Criminal Justice Center	D3040-Distribution Systems	\$ 697,159	\$ 479,576	\$ 217,583
5,623	Los Angeles	Santa Monica Courthouse	D3040-Distribution Systems	\$ 624,648	\$ 490,286	\$ 134,362
5,624	Los Angeles	Bellflower Courthouse	D3040-Distribution Systems	\$ 633,600	\$ 493,828	\$ 139,772
5,625	Humboldt	Humboldt County Courthouse (Eureka)	D3040-Distribution Systems	\$ 510,437	\$ 510,437	\$ -
5,626	Los Angeles	Glendale Courthouse	D3040-Distribution Systems	\$ 565,023	\$ 511,572	\$ 53,451
5,627	San Diego	Hall of Justice	D3040-Distribution Systems	\$ 517,621	\$ 517,621	\$ -
5,628	San Bernardino	Barstow Courthouse	D3040-Distribution Systems	\$ 533,323	\$ 533,323	\$ -
5,629	Riverside	Family Law Court	D3040-Distribution Systems	\$ 536,240	\$ 536,240	\$ -
5,630	Contra Costa	Family Law Center	D3040-Distribution Systems	\$ 558,050	\$ 558,050	\$ -
5,631	San Luis Obispo	Courthouse Annex	D3040-Distribution Systems	\$ 1,123,439	\$ 558,799	\$ 564,640
5,632	San Luis Obispo	Courthouse Annex	D3040-Distribution Systems	\$ 1,123,439	\$ 558,799	\$ 564,640
5,633	San Francisco	Civic Center Courthouse	D3040-Distribution Systems	\$ 560,640	\$ 560,640	\$ -
5,634	Sacramento	Gordon Schaber Sacramento Superior Court	D3040-Distribution Systems	\$ 560,968	\$ 560,968	\$ -
5,635	Santa Barbara	Figuroa Division	D3040-Distribution Systems	\$ 562,092	\$ 562,092	\$ -
5,636	Los Angeles	Whittier Courthouse	D3040-Distribution Systems	\$ 572,904	\$ 572,904	\$ -



Line #	County	Facility Name	Project System Targeted for Renewal	Project Rough Order of Magnitude	Judicial Branch Share of Cost	County Share of Cost
5,637	Orange	West Justice Center	D3040-Distribution Systems	\$ 639,293	\$ 579,711	\$ 59,582
5,638	Los Angeles	Downey Courthouse	D3040-Distribution Systems	\$ 724,957	\$ 606,789	\$ 118,168
5,639	San Francisco	Civic Center Courthouse	D3040-Distribution Systems	\$ 611,423	\$ 611,423	\$ -
5,640	Santa Clara	Downtown Superior Court	D3040-Distribution Systems	\$ 617,804	\$ 617,804	\$ -
5,641	San Bernardino	Rancho Cucamonga Courthouse	D3040-Distribution Systems	\$ 650,436	\$ 650,436	\$ -
5,642	Humboldt	Humboldt County Courthouse (Eureka)	D3040-Distribution Systems	\$ 1,980,511	\$ 660,698	\$ 1,319,813
5,643	San Luis Obispo	Courthouse Annex	D3040-Distribution Systems	\$ 1,335,052	\$ 664,055	\$ 670,997
5,644	Sacramento	Carol Miller Justice Center Court Facility	D3040-Distribution Systems	\$ 670,040	\$ 670,040	\$ -
5,645	El Dorado	Bldg. C	D3040-Distribution Systems	\$ 3,349,752	\$ 693,399	\$ 2,656,353
5,646	Los Angeles	West Covina Courthouse	D3040-Distribution Systems	\$ 703,936	\$ 703,936	\$ -
5,647	San Diego	South County Regional Center	D3040-Distribution Systems	\$ 707,406	\$ 707,406	\$ -
5,648	Santa Barbara	Santa Barbara County Courthouse	D3040-Distribution Systems	\$ 712,406	\$ 712,406	\$ -
5,649	Los Angeles	Van Nuys Courthouse East	D3040-Distribution Systems	\$ 797,462	\$ 715,642	\$ 81,820
5,650	Alameda	George E. McDonald Hall of Justice	D3040-Distribution Systems	\$ 724,754	\$ 724,754	\$ -
5,651	Los Angeles	Whittier Courthouse	D3040-Distribution Systems	\$ 743,542	\$ 743,542	\$ -
5,652	Los Angeles	Pomona Courthouse North	D3040-Distribution Systems	\$ 768,844	\$ 768,844	\$ -
5,653	Los Angeles	Santa Clarita Courthouse	D3040-Distribution Systems	\$ 919,838	\$ 813,045	\$ 106,793
5,654	Los Angeles	Compton Courthouse	D3040-Distribution Systems	\$ 827,755	\$ 827,755	\$ -
5,655	Santa Clara	Santa Clara Courthouse	D3040-Distribution Systems	\$ 861,781	\$ 861,781	\$ -
5,656	Los Angeles	West Covina Courthouse	D3040-Distribution Systems	\$ 941,066	\$ 941,066	\$ -
5,657	Los Angeles	Central Arraignment Courts	D3040-Distribution Systems	\$ 1,088,900	\$ 982,514	\$ 106,386
5,658	San Mateo	Northern Branch Courthouse	D3040-Distribution Systems	\$ 985,572	\$ 985,572	\$ -
5,659	Solano	Law And Justice Center	D3040-Distribution Systems	\$ 7,999,133	\$ 1,013,490	\$ 6,985,643
5,660	Solano	Hall of Justice	D3040-Distribution Systems	\$ 1,023,930	\$ 1,023,930	\$ -
5,661	Santa Clara	Santa Clara Courthouse	D3040-Distribution Systems	\$ 1,027,739	\$ 1,027,739	\$ -
5,662	Riverside	Larson Justice Center	D3040-Distribution Systems	\$ 1,084,604	\$ 1,056,296	\$ 28,308
5,663	Los Angeles	El Monte Courthouse	D3040-Distribution Systems	\$ 1,853,369	\$ 1,077,178	\$ 776,191
5,664	Los Angeles	Inglewood Courthouse	D3040-Distribution Systems	\$ 1,082,307	\$ 1,082,307	\$ -
5,665	Los Angeles	San Fernando Courthouse	D3040-Distribution Systems	\$ 1,309,944	\$ 1,092,624	\$ 217,320
5,666	Santa Barbara	Santa Barbara County Courthouse	D3040-Distribution Systems	\$ 1,101,339	\$ 1,101,339	\$ -
5,667	Solano	Law And Justice Center	D3040-Distribution Systems	\$ 8,954,406	\$ 1,134,523	\$ 7,819,883
5,668	Imperial	Imperial County Courthouse	D3040-Distribution Systems	\$ 1,172,411	\$ 1,172,411	\$ -
5,669	Los Angeles	Pomona Courthouse North	D3040-Distribution Systems	\$ 1,199,559	\$ 1,199,559	\$ -
5,670	Santa Clara	Hall of Justice (West)	D3040-Distribution Systems	\$ 1,200,555	\$ 1,200,555	\$ -
5,671	Orange	Harbor Justice Center-Newport Beach Facility	D3040-Distribution Systems	\$ 1,210,856	\$ 1,210,856	\$ -



Line #	County	Facility Name	Project System Targeted for Renewal	Project Rough Order of Magnitude	Judicial Branch Share of Cost	County Share of Cost
5,672	Santa Clara	Historic Courthouse	D3040-Distribution Systems	\$ 1,213,418	\$ 1,213,418	\$ -
5,673	Los Angeles	Pomona Courthouse South	D3040-Distribution Systems	\$ 1,264,501	\$ 1,264,501	\$ -
5,674	Santa Barbara	Figueroa Division	D3040-Distribution Systems	\$ 1,293,236	\$ 1,293,236	\$ -
5,675	Tulare	Visalia Superior Court	D3040-Distribution Systems	\$ 1,306,873	\$ 1,306,873	\$ -
5,676	Los Angeles	Stanley Mosk Courthouse	D3040-Distribution Systems	\$ 1,383,350	\$ 1,345,446	\$ 37,904
5,677	Sacramento	Gordon Schaber Sacramento Superior Court	D3040-Distribution Systems	\$ 1,352,940	\$ 1,352,940	\$ -
5,678	Los Angeles	Eastlake Juvenile Court	D3040-Distribution Systems	\$ 2,476,775	\$ 1,356,777	\$ 1,119,998
5,679	Los Angeles	Van Nuys Courthouse West	D3040-Distribution Systems	\$ 1,709,291	\$ 1,375,637	\$ 333,654
5,680	Los Angeles	Clara Shortridge Foltz Criminal Justice Center	D3040-Distribution Systems	\$ 2,024,481	\$ 1,392,640	\$ 631,841
5,681	Kern	Bakersfield Superior Court	D3040-Distribution Systems	\$ 1,415,336	\$ 1,415,336	\$ -
5,682	Riverside	Corona	D3040-Distribution Systems	\$ 1,426,906	\$ 1,426,906	\$ -
5,683	Alameda	Fremont Hall of Justice	D3040-Distribution Systems	\$ 1,430,557	\$ 1,430,557	\$ -
5,684	Los Angeles	Alhambra Courthouse	D3040-Distribution Systems	\$ 1,676,783	\$ 1,442,033	\$ 234,750
5,685	Alameda	Hayward Hall of Justice	D3040-Distribution Systems	\$ 1,682,738	\$ 1,485,858	\$ 196,880
5,686	Alameda	Wiley W. Manuel Courthouse	D3040-Distribution Systems	\$ 1,787,549	\$ 1,497,966	\$ 289,583
5,687	San Mateo	Northern Branch Courthouse	D3040-Distribution Systems	\$ 1,840,863	\$ 1,531,782	\$ 309,081
5,688	Fresno	Fresno County Courthouse	D3040-Distribution Systems	\$ 1,534,344	\$ 1,534,344	\$ -
5,689	Los Angeles	Van Nuys Courthouse East	D3040-Distribution Systems	\$ 1,738,035	\$ 1,559,713	\$ 178,322
5,690	Santa Barbara	Santa Barbara County Courthouse	D3040-Distribution Systems	\$ 1,648,637	\$ 1,648,637	\$ -
5,691	Los Angeles	Clara Shortridge Foltz Criminal Justice Center	D3040-Distribution Systems	\$ 2,407,407	\$ 1,656,055	\$ 751,352
5,692	Los Angeles	El Monte Courthouse	D3040-Distribution Systems	\$ 2,870,963	\$ 1,668,604	\$ 1,202,359
5,693	Imperial	Imperial County Courthouse	D3040-Distribution Systems	\$ 1,696,455	\$ 1,696,455	\$ -
5,694	Alameda	Fremont Hall of Justice	D3040-Distribution Systems	\$ 2,151,437	\$ 1,708,241	\$ 443,196
5,695	Solano	Hall of Justice	D3040-Distribution Systems	\$ 2,387,212	\$ 1,738,368	\$ 648,844
5,696	San Francisco	Civic Center Courthouse	D3040-Distribution Systems	\$ 1,743,851	\$ 1,743,851	\$ -
5,697	Los Angeles	Pasadena Courthouse	D3040-Distribution Systems	\$ 2,582,969	\$ 1,791,289	\$ 791,680
5,698	San Bernardino	Rancho Cucamonga Courthouse	D3040-Distribution Systems	\$ 1,818,281	\$ 1,818,281	\$ -
5,699	Contra Costa	George D. Carroll Courthouse	D3040-Distribution Systems	\$ 1,832,060	\$ 1,832,060	\$ -
5,700	Solano	Solano Justice Building	D3040-Distribution Systems	\$ 1,873,559	\$ 1,873,559	\$ -
5,701	Riverside	Larson Justice Center	D3040-Distribution Systems	\$ 1,930,620	\$ 1,880,231	\$ 50,389
5,702	Los Angeles	Burbank Courthouse	D3040-Distribution Systems	\$ 2,074,167	\$ 1,882,514	\$ 191,653
5,703	Los Angeles	East Los Angeles Courthouse	D3040-Distribution Systems	\$ 2,479,046	\$ 1,926,715	\$ 552,331
5,704	Los Angeles	Central Arraignment Courts	D3040-Distribution Systems	\$ 2,190,244	\$ 1,976,257	\$ 213,987



Line #	County	Facility Name	Project System Targeted for Renewal	Project Rough Order of Magnitude	Judicial Branch Share of Cost	County Share of Cost
5,705	Los Angeles	Stanley Mosk Courthouse	D3040-Distribution Systems	\$ 2,137,905	\$ 2,079,326	\$ 58,579
5,706	Santa Clara	Downtown Superior Court	D3040-Distribution Systems	\$ 2,158,001	\$ 2,158,001	\$ -
5,707	Tulare	Visalia Superior Court	D3040-Distribution Systems	\$ 2,215,164	\$ 2,215,164	\$ -
5,708	Los Angeles	Whittier Courthouse	D3040-Distribution Systems	\$ 2,230,631	\$ 2,230,631	\$ -
5,709	Los Angeles	Van Nuys Courthouse West	D3040-Distribution Systems	\$ 2,773,293	\$ 2,231,946	\$ 541,347
5,710	Ventura	Hall of Justice	D3040-Distribution Systems	\$ 2,366,896	\$ 2,366,896	\$ -
5,711	San Diego	Juvenile Court	D3040-Distribution Systems	\$ 3,222,156	\$ 2,404,373	\$ 817,783
5,712	Alameda	Fremont Hall of Justice	D3040-Distribution Systems	\$ 3,088,272	\$ 2,452,088	\$ 636,184
5,713	Santa Clara	Hall of Justice (West)	D3040-Distribution Systems	\$ 2,458,962	\$ 2,458,962	\$ -
5,714	Los Angeles	Alhambra Courthouse	D3040-Distribution Systems	\$ 3,001,707	\$ 2,581,468	\$ 420,239
5,715	Orange	North Justice Center	D3040-Distribution Systems	\$ 2,955,101	\$ 2,668,752	\$ 286,349
5,716	Los Angeles	Clara Shortridge Foltz Criminal Justice Center	D3040-Distribution Systems	\$ 3,910,928	\$ 2,690,327	\$ 1,220,601
5,717	Los Angeles	West Covina Courthouse	D3040-Distribution Systems	\$ 2,740,813	\$ 2,740,813	\$ -
5,718	Los Angeles	Pasadena Courthouse	D3040-Distribution Systems	\$ 3,986,912	\$ 2,764,923	\$ 1,221,989
5,719	Los Angeles	Torrance Courthouse	D3040-Distribution Systems	\$ 3,260,682	\$ 2,776,145	\$ 484,537
5,720	Sacramento	Carol Miller Justice Center Court Facility	D3040-Distribution Systems	\$ 2,925,130	\$ 2,859,315	\$ 65,815
5,721	Sacramento	Carol Miller Justice Center Court Facility	D3040-Distribution Systems	\$ 3,200,659	\$ 3,128,644	\$ 72,015
5,722	Tulare	Visalia Superior Court	D3040-Distribution Systems	\$ 3,205,381	\$ 3,205,381	\$ -
5,723	Los Angeles	Bellflower Courthouse	D3040-Distribution Systems	\$ 3,224,659	\$ 3,224,659	\$ -
5,724	San Bernardino	Rancho Cucamonga Courthouse	D3040-Distribution Systems	\$ 3,242,222	\$ 3,242,222	\$ -
5,725	Solano	Hall of Justice	D3040-Distribution Systems	\$ 3,408,797	\$ 3,408,797	\$ -
5,726	San Diego	East County Regional Center	D3040-Distribution Systems	\$ 5,095,621	\$ 3,450,245	\$ 1,645,376
5,727	Los Angeles	Clara Shortridge Foltz Criminal Justice Center	D3040-Distribution Systems	\$ 5,163,360	\$ 3,551,875	\$ 1,611,485
5,728	Los Angeles	East Los Angeles Courthouse	D3040-Distribution Systems	\$ 4,989,448	\$ 3,877,799	\$ 1,111,649
5,729	Los Angeles	Downey Courthouse	D3040-Distribution Systems	\$ 3,898,605	\$ 3,898,605	\$ -
5,730	Los Angeles	Stanley Mosk Courthouse	D3040-Distribution Systems	\$ 4,014,830	\$ 3,904,824	\$ 110,006
5,731	Los Angeles	El Monte Courthouse	D3040-Distribution Systems	\$ 6,945,552	\$ 4,036,755	\$ 2,908,797
5,732	Contra Costa	Wakefield Taylor Courthouse	D3040-Distribution Systems	\$ 4,038,297	\$ 4,038,297	\$ -
5,733	Kern	Bakersfield Justice Bldg.	D3040-Distribution Systems	\$ 4,041,455	\$ 4,041,455	\$ -
5,734	Alameda	Hayward Hall of Justice	D3040-Distribution Systems	\$ 4,598,439	\$ 4,060,422	\$ 538,017
5,735	Los Angeles	Edmund D. Edelman Children's Court	D3040-Distribution Systems	\$ 5,859,076	\$ 4,100,767	\$ 1,758,309
5,736	Los Angeles	Norwalk Courthouse	D3040-Distribution Systems	\$ 4,886,299	\$ 4,154,820	\$ 731,479
5,737	Alameda	Wiley W. Manuel Courthouse	D3040-Distribution Systems	\$ 4,984,434	\$ 4,176,956	\$ 807,478
5,738	Orange	Betty Lou Lamoreaux Justice Center	D3040-Distribution Systems	\$ 5,285,876	\$ 4,226,058	\$ 1,059,818



Line #	County	Facility Name	Project System Targeted for Renewal	Project Rough Order of Magnitude	Judicial Branch Share of Cost	County Share of Cost
5,739	Los Angeles	Beverly Hills Courthouse	D3040-Distribution Systems	\$ 5,449,916	\$ 4,333,773	\$ 1,116,143
5,740	San Diego	South County Regional Center	D3040-Distribution Systems	\$ 4,555,356	\$ 4,555,356	\$ -
5,741	San Diego	Hall of Justice	D3040-Distribution Systems	\$ 12,138,413	\$ 4,884,497	\$ 7,253,916
5,742	Alameda	Fremont Hall of Justice	D3040-Distribution Systems	\$ 6,251,375	\$ 4,963,592	\$ 1,287,783
5,743	Los Angeles	Metropolitan Courthouse	D3040-Distribution Systems	\$ 5,556,302	\$ 5,252,928	\$ 303,374
5,744	Los Angeles	Pasadena Courthouse	D3040-Distribution Systems	\$ 7,706,118	\$ 5,344,193	\$ 2,361,925
5,745	Orange	Central Justice Center	D3040-Distribution Systems	\$ 5,361,597	\$ 5,361,597	\$ -
5,746	Riverside	Hall of Justice	D3040-Distribution Systems	\$ 5,627,387	\$ 5,627,387	\$ -
5,747	Fresno	Fresno County Courthouse	D3040-Distribution Systems	\$ 5,655,260	\$ 5,655,260	\$ -
5,748	Los Angeles	Compton Courthouse	D3040-Distribution Systems	\$ 5,750,105	\$ 5,750,105	\$ -
5,749	Los Angeles	Inglewood Courthouse	D3040-Distribution Systems	\$ 5,915,757	\$ 5,915,757	\$ -
5,750	Santa Clara	Hall of Justice (East)	D3040-Distribution Systems	\$ 6,033,931	\$ 6,033,931	\$ -
5,751	San Diego	North County Regional Center - North	D3040-Distribution Systems	\$ 6,042,874	\$ 6,042,874	\$ -
5,752	San Diego	East County Regional Center	D3040-Distribution Systems	\$ 6,293,470	\$ 6,293,470	\$ -
5,753	Sacramento	Gordon Schaber Sacramento Superior Court	D3040-Distribution Systems	\$ 6,660,577	\$ 6,660,577	\$ -
5,754	Los Angeles	Torrance Courthouse	D3040-Distribution Systems	\$ 7,888,376	\$ 6,716,163	\$ 1,172,213
5,755	Los Angeles	Pomona Courthouse South	D3040-Distribution Systems	\$ 6,800,116	\$ 6,800,116	\$ -
5,756	Kern	Bakersfield Superior Court	D3040-Distribution Systems	\$ 7,185,958	\$ 7,185,958	\$ -
5,757	Los Angeles	Norwalk Courthouse	D3040-Distribution Systems	\$ 8,801,332	\$ 7,483,773	\$ 1,317,559
5,758	San Bernardino	Rancho Cucamonga Courthouse	D3040-Distribution Systems	\$ 7,641,764	\$ 7,641,764	\$ -
5,759	Los Angeles	Edmund D. Edelman Children's Court	D3040-Distribution Systems	\$ 11,261,249	\$ 7,881,748	\$ 3,379,501
5,760	Alameda	Hayward Hall of Justice	D3040-Distribution Systems	\$ 9,308,302	\$ 8,219,231	\$ 1,089,071
5,761	Orange	Central Justice Center	D3040-Distribution Systems	\$ 8,289,870	\$ 8,289,870	\$ -
5,762	Los Angeles	Stanley Mosk Courthouse	D3040-Distribution Systems	\$ 8,523,473	\$ 8,289,930	\$ 233,543
5,763	Alameda	Wiley W. Manuel Courthouse	D3040-Distribution Systems	\$ 9,896,903	\$ 8,293,605	\$ 1,603,298
5,764	San Bernardino	Rancho Cucamonga Courthouse	D3040-Distribution Systems	\$ 8,655,985	\$ 8,655,985	\$ -
5,765	Los Angeles	Metropolitan Courthouse	D3040-Distribution Systems	\$ 10,679,312	\$ 10,096,222	\$ 583,090
5,766	Los Angeles	Stanley Mosk Courthouse	D3040-Distribution Systems	\$ 16,362,197	\$ 15,913,873	\$ 448,324
5,767	Ventura	Hall of Justice	D3040-Distribution Systems	\$ 15,918,454	\$ 15,918,454	\$ -
5,768	Sacramento	Gordon Schaber Sacramento Superior Court	D3040-Distribution Systems	\$ 16,266,480	\$ 16,266,480	\$ -
5,769	Los Angeles	Compton Courthouse	D3040-Distribution Systems	\$ 18,817,798	\$ 18,817,798	\$ -
5,770	Orange	Central Justice Center	D3040-Distribution Systems	\$ 20,171,923	\$ 20,171,923	\$ -
5,771	San Diego	East County Regional Center	D3040-Distribution Systems	\$ 25,350,763	\$ 25,350,763	\$ -



Line #	County	Facility Name	Project System Targeted for Renewal	Project Rough Order of Magnitude	Judicial Branch Share of Cost	County Share of Cost
5,772	Los Angeles	Clara Shortridge Foltz Criminal Justice Center	D3040-Distribution Systems	\$ 46,527,173	\$ 32,006,042	\$ 14,521,131
5,773	Los Angeles	David M. Kenyon Juvenile Justice Center	D3050-Terminal and Package Units	\$ 2,064	\$ 839	\$ 1,225
5,774	Los Angeles	Santa Monica Courthouse	D3050-Terminal and Package Units	\$ 1,342	\$ 1,053	\$ 289
5,775	Napa	Criminal Court Building	D3050-Terminal and Package Units	\$ 1,613	\$ 1,613	\$ -
5,776	Los Angeles	Sylmar Juvenile Court	D3050-Terminal and Package Units	\$ 4,865	\$ 1,669	\$ 3,196
5,777	Los Angeles	Sylmar Juvenile Court	D3050-Terminal and Package Units	\$ 5,424	\$ 1,861	\$ 3,563
5,778	San Bernardino	Joshua Tree Courthouse	D3050-Terminal and Package Units	\$ 2,434	\$ 2,434	\$ -
5,779	San Bernardino	Joshua Tree Courthouse	D3050-Terminal and Package Units	\$ 2,434	\$ 2,434	\$ -
5,780	Sutter	Courthouse West	D3050-Terminal and Package Units	\$ 2,559	\$ 2,559	\$ -
5,781	Alameda	Hayward Hall of Justice	D3050-Terminal and Package Units	\$ 2,599	\$ 2,599	\$ -
5,782	Los Angeles	Monrovia Training Center	D3050-Terminal and Package Units	\$ 4,355	\$ 3,061	\$ 1,294
5,783	Los Angeles	Eastlake Juvenile Court	D3050-Terminal and Package Units	\$ 5,888	\$ 3,225	\$ 2,663
5,784	Los Angeles	Monrovia Training Center	D3050-Terminal and Package Units	\$ 4,696	\$ 3,301	\$ 1,395
5,785	Los Angeles	Santa Monica Courthouse	D3050-Terminal and Package Units	\$ 4,489	\$ 3,523	\$ 966
5,786	Los Angeles	El Monte Courthouse	D3050-Terminal and Package Units	\$ 6,099	\$ 3,545	\$ 2,554
5,787	Los Angeles	Santa Monica Courthouse	D3050-Terminal and Package Units	\$ 4,738	\$ 3,719	\$ 1,019
5,788	Los Angeles	Burbank Courthouse	D3050-Terminal and Package Units	\$ 4,489	\$ 4,074	\$ 415
5,789	Los Angeles	Hall of Records	D3050-Terminal and Package Units	\$ 39,273	\$ 4,159	\$ 35,114
5,790	Los Angeles	Monrovia Training Center	D3050-Terminal and Package Units	\$ 6,188	\$ 4,350	\$ 1,838
5,791	Los Angeles	Beverly Hills Courthouse	D3050-Terminal and Package Units	\$ 5,512	\$ 4,383	\$ 1,129
5,792	Los Angeles	Chatsworth Courthouse	D3050-Terminal and Package Units	\$ 5,405	\$ 4,529	\$ 876
5,793	Los Angeles	Santa Monica Courthouse	D3050-Terminal and Package Units	\$ 5,781	\$ 4,538	\$ 1,243
5,794	Los Angeles	Chatsworth Courthouse	D3050-Terminal and Package Units	\$ 5,879	\$ 4,927	\$ 952
5,795	Napa	Criminal Court Building	D3050-Terminal and Package Units	\$ 4,978	\$ 4,978	\$ -
5,796	Los Angeles	Torrance Courthouse	D3050-Terminal and Package Units	\$ 5,888	\$ 5,013	\$ 875
5,797	San Diego	South County Regional Center	D3050-Terminal and Package Units	\$ 14,038	\$ 5,031	\$ 9,007
5,798	Placer	Juvenile Hall	D3050-Terminal and Package Units	\$ 34,123	\$ 5,238	\$ 28,885
5,799	Los Angeles	Chatsworth Courthouse	D3050-Terminal and Package Units	\$ 7,068	\$ 5,923	\$ 1,145
5,800	Los Angeles	Pomona Courthouse South	D3050-Terminal and Package Units	\$ 6,258	\$ 6,258	\$ -
5,801	San Mateo	Central Branch	D3050-Terminal and Package Units	\$ 6,292	\$ 6,292	\$ -
5,802	San Mateo	Northern Branch Courthouse	D3050-Terminal and Package Units	\$ 6,567	\$ 6,567	\$ -
5,803	Kern	Bakersfield Superior Court	D3050-Terminal and Package Units	\$ 11,315	\$ 7,072	\$ 4,243
5,804	Alameda	Fremont Hall of Justice	D3050-Terminal and Package Units	\$ 7,126	\$ 7,126	\$ -
5,805	Kern	Bakersfield Justice Bldg.	D3050-Terminal and Package Units	\$ 7,258	\$ 7,258	\$ -
5,806	Kern	Bakersfield Superior Court	D3050-Terminal and Package Units	\$ 7,258	\$ 7,258	\$ -



Line #	County	Facility Name	Project System Targeted for Renewal	Project Rough Order of Magnitude	Judicial Branch Share of Cost	County Share of Cost
5,807	Orange	Betty Lou Lamoreaux Justice Center	D3050-Terminal and Package Units	\$ 9,245	\$ 7,391	\$ 1,854
5,808	Los Angeles	Chatsworth Courthouse	D3050-Terminal and Package Units	\$ 8,914	\$ 7,470	\$ 1,444
5,809	Los Angeles	Chatsworth Courthouse	D3050-Terminal and Package Units	\$ 8,914	\$ 7,470	\$ 1,444
5,810	Orange	Harbor Justice Center-Newport Beach Facility	D3050-Terminal and Package Units	\$ 9,039	\$ 7,622	\$ 1,417
5,811	Orange	Harbor Justice Center-Newport Beach Facility	D3050-Terminal and Package Units	\$ 9,039	\$ 7,622	\$ 1,417
5,812	Los Angeles	Burbank Courthouse	D3050-Terminal and Package Units	\$ 8,657	\$ 7,857	\$ 800
5,813	Orange	North Justice Center	D3050-Terminal and Package Units	\$ 8,764	\$ 7,915	\$ 849
5,814	Riverside	Palm Springs Courts	D3050-Terminal and Package Units	\$ 19,577	\$ 7,950	\$ 11,627
5,815	Los Angeles	Burbank Courthouse	D3050-Terminal and Package Units	\$ 8,762	\$ 7,952	\$ 810
5,816	San Bernardino	Fontana Courthouse	D3050-Terminal and Package Units	\$ 8,078	\$ 8,078	\$ -
5,817	Los Angeles	Edmund D. Edelman Children's Court	D3050-Terminal and Package Units	\$ 11,830	\$ 8,280	\$ 3,550
5,818	Los Angeles	David M. Kenyon Juvenile Justice Center	D3050-Terminal and Package Units	\$ 21,518	\$ 8,749	\$ 12,769
5,819	Santa Barbara	Santa Barbara Court Trailer	D3050-Terminal and Package Units	\$ 9,054	\$ 9,054	\$ -
5,820	Kern	Bakersfield Justice Bldg.	D3050-Terminal and Package Units	\$ 9,268	\$ 9,268	\$ -
5,821	Alameda	Hayward Hall of Justice	D3050-Terminal and Package Units	\$ 11,457	\$ 10,117	\$ 1,340
5,822	Kern	Delano/North Kern Court	D3050-Terminal and Package Units	\$ 15,171	\$ 12,234	\$ 2,937
5,823	Orange	West Justice Center	D3050-Terminal and Package Units	\$ 13,559	\$ 12,295	\$ 1,264
5,824	Orange	North Justice Center	D3050-Terminal and Package Units	\$ 13,794	\$ 12,457	\$ 1,337
5,825	Los Angeles	Hollywood Courthouse	D3050-Terminal and Package Units	\$ 14,520	\$ 13,226	\$ 1,294
5,826	Ventura	Hall of Justice	D3050-Terminal and Package Units	\$ 19,288	\$ 13,475	\$ 5,813
5,827	Los Angeles	West Covina Courthouse	D3050-Terminal and Package Units	\$ 13,695	\$ 13,695	\$ -
5,828	San Bernardino	Barstow Courthouse	D3050-Terminal and Package Units	\$ 13,803	\$ 13,803	\$ -
5,829	San Joaquin	Manteca Branch Court	D3050-Terminal and Package Units	\$ 14,701	\$ 14,701	\$ -
5,830	Los Angeles	Pomona Courthouse North	D3050-Terminal and Package Units	\$ 15,905	\$ 15,905	\$ -
5,831	Alameda	Wiley W. Manuel Courthouse	D3050-Terminal and Package Units	\$ 19,028	\$ 15,945	\$ 3,083
5,832	Orange	West Justice Center	D3050-Terminal and Package Units	\$ 18,078	\$ 16,393	\$ 1,685
5,833	Los Angeles	Monrovia Training Center	D3050-Terminal and Package Units	\$ 23,347	\$ 16,411	\$ 6,936
5,834	Kern	Shafter/Wasco Courts Bldg.	D3050-Terminal and Package Units	\$ 19,344	\$ 17,400	\$ 1,944
5,835	Sacramento	Carol Miller Justice Center Court Facility	D3050-Terminal and Package Units	\$ 17,479	\$ 17,479	\$ -
5,836	Orange	West Justice Center	D3050-Terminal and Package Units	\$ 18,078	\$ 18,078	\$ -
5,837	Los Angeles	East Los Angeles Courthouse	D3050-Terminal and Package Units	\$ 23,275	\$ 18,089	\$ 5,186
5,838	San Diego	South County Regional Center	D3050-Terminal and Package Units	\$ 52,362	\$ 18,767	\$ 33,595
5,839	Santa Barbara	Santa Maria Courts, Bldgs. A + B	D3050-Terminal and Package Units	\$ 82,070	\$ 18,901	\$ 63,169
5,840	Kern	Bakersfield Juvenile Center	D3050-Terminal and Package Units	\$ 19,353	\$ 19,353	\$ -



Line #	County	Facility Name	Project System Targeted for Renewal	Project Rough Order of Magnitude	Judicial Branch Share of Cost	County Share of Cost
5,841	Los Angeles	Monrovia Training Center	D3050-Terminal and Package Units	\$ 28,753	\$ 20,210	\$ 8,543
5,842	Orange	Central Justice Center	D3050-Terminal and Package Units	\$ 22,188	\$ 20,229	\$ 1,959
5,843	Los Angeles	Edmund D. Edelman Children's Court	D3050-Terminal and Package Units	\$ 29,438	\$ 20,604	\$ 8,834
5,844	Los Angeles	Monrovia Training Center	D3050-Terminal and Package Units	\$ 30,363	\$ 21,342	\$ 9,021
5,845	Butte	Chico Courthouse	D3050-Terminal and Package Units	\$ 22,249	\$ 22,249	\$ -
5,846	Orange	Harbor Justice Center-Newport Beach Facility	D3050-Terminal and Package Units	\$ 27,117	\$ 22,865	\$ 4,252
5,847	Alameda	Hayward Hall of Justice	D3050-Terminal and Package Units	\$ 23,733	\$ 23,733	\$ -
5,848	San Mateo	Central Branch	D3050-Terminal and Package Units	\$ 24,391	\$ 24,391	\$ -
5,849	Los Angeles	Glendale Courthouse	D3050-Terminal and Package Units	\$ 27,311	\$ 24,727	\$ 2,584
5,850	Orange	Central Justice Center	D3050-Terminal and Package Units	\$ 25,104	\$ 25,104	\$ -
5,851	Santa Barbara	Santa Barbara Juvenile Court	D3050-Terminal and Package Units	\$ 25,479	\$ 25,479	\$ -
5,852	San Mateo	Central Branch	D3050-Terminal and Package Units	\$ 25,683	\$ 25,683	\$ -
5,853	Los Angeles	Chatsworth Courthouse	D3050-Terminal and Package Units	\$ 31,022	\$ 25,996	\$ 5,026
5,854	Riverside	Riverside Juvenile Justice Trailers	D3050-Terminal and Package Units	\$ 26,427	\$ 26,427	\$ -
5,855	Humboldt	Humboldt County Courthouse (Eureka)	D3050-Terminal and Package Units	\$ 80,692	\$ 26,919	\$ 53,773
5,856	Orange	Betty Lou Lamoreaux Justice Center	D3050-Terminal and Package Units	\$ 27,117	\$ 27,117	\$ -
5,857	Orange	Civil Complex Center ("CXC")	D3050-Terminal and Package Units	\$ 27,117	\$ 27,117	\$ -
5,858	Orange	Harbor Justice Center-Newport Beach Facility	D3050-Terminal and Package Units	\$ 27,117	\$ 27,117	\$ -
5,859	San Diego	County Courthouse	D3050-Terminal and Package Units	\$ 27,523	\$ 27,523	\$ -
5,860	Orange	North Justice Center	D3050-Terminal and Package Units	\$ 30,495	\$ 27,540	\$ 2,955
5,861	San Diego	Hall of Justice	D3050-Terminal and Package Units	\$ 70,858	\$ 28,513	\$ 42,345
5,862	San Diego	East County Regional Center	D3050-Terminal and Package Units	\$ 44,076	\$ 29,844	\$ 14,232
5,863	Los Angeles	Alfred J. McCourtney Juvenile Justice Center	D3050-Terminal and Package Units	\$ 43,424	\$ 29,984	\$ 13,440
5,864	Santa Barbara	Santa Maria Courts, Bldg F	D3050-Terminal and Package Units	\$ 30,726	\$ 30,726	\$ -
5,865	Humboldt	Humboldt County Courthouse (Eureka)	D3050-Terminal and Package Units	\$ 92,321	\$ 30,798	\$ 61,523
5,866	Los Angeles	Pomona Courthouse North	D3050-Terminal and Package Units	\$ 31,955	\$ 31,955	\$ -
5,867	Merced	Old Court	D3050-Terminal and Package Units	\$ 32,972	\$ 32,972	\$ -
5,868	Los Angeles	Pomona Courthouse South	D3050-Terminal and Package Units	\$ 36,358	\$ 33,137	\$ 3,221
5,869	Alameda	Berkeley Courthouse	D3050-Terminal and Package Units	\$ 34,746	\$ 34,746	\$ -
5,870	Orange	Betty Lou Lamoreaux Justice Center	D3050-Terminal and Package Units	\$ 45,196	\$ 36,134	\$ 9,062
5,871	San Mateo	Northern Branch Courthouse	D3050-Terminal and Package Units	\$ 39,403	\$ 39,403	\$ -
5,872	San Diego	North County Regional Center - North	D3050-Terminal and Package Units	\$ 41,496	\$ 41,496	\$ -
5,873	San Francisco	Polk St. Annex	D3050-Terminal and Package Units	\$ 42,173	\$ 42,173	\$ -



Line #	County	Facility Name	Project System Targeted for Renewal	Project Rough Order of Magnitude	Judicial Branch Share of Cost	County Share of Cost
5,874	Los Angeles	Eastlake Juvenile Court	D3050-Terminal and Package Units	\$ 78,502	\$ 43,003	\$ 35,499
5,875	Los Angeles	Central Arraignment Courts	D3050-Terminal and Package Units	\$ 47,865	\$ 43,189	\$ 4,676
5,876	Orange	Betty Lou Lamoreaux Justice Center	D3050-Terminal and Package Units	\$ 54,235	\$ 43,361	\$ 10,874
5,877	Riverside	Hemet	D3050-Terminal and Package Units	\$ 43,505	\$ 43,505	\$ -
5,878	Humboldt	Humboldt County Courthouse (Eureka)	D3050-Terminal and Package Units	\$ 43,750	\$ 43,750	\$ -
5,879	Riverside	Corona	D3050-Terminal and Package Units	\$ 81,278	\$ 43,915	\$ 37,363
5,880	Sacramento	Gordon Schaber Sacramento Superior Court	D3050-Terminal and Package Units	\$ 44,167	\$ 44,167	\$ -
5,881	Ventura	East County Courthouse	D3050-Terminal and Package Units	\$ 44,463	\$ 44,463	\$ -
5,882	San Francisco	Civic Center Courthouse	D3050-Terminal and Package Units	\$ 44,704	\$ 44,704	\$ -
5,883	Los Angeles	Edmund D. Edelman Children's Court	D3050-Terminal and Package Units	\$ 64,167	\$ 44,910	\$ 19,257
5,884	Orange	West Justice Center	D3050-Terminal and Package Units	\$ 45,575	\$ 45,575	\$ -
5,885	Orange	West Justice Center	D3050-Terminal and Package Units	\$ 45,575	\$ 45,575	\$ -
5,886	Kings	Avenal Court	D3050-Terminal and Package Units	\$ 46,121	\$ 46,121	\$ -
5,887	Orange	Civil Complex Center ("CXC")	D3050-Terminal and Package Units	\$ 46,225	\$ 46,225	\$ -
5,888	Los Angeles	Monrovia Training Center	D3050-Terminal and Package Units	\$ 66,707	\$ 46,888	\$ 19,819
5,889	Kings	Avenal Court	D3050-Terminal and Package Units	\$ 47,343	\$ 47,343	\$ -
5,890	Tulare	Visalia Superior Court	D3050-Terminal and Package Units	\$ 47,395	\$ 47,395	\$ -
5,891	Orange	West Justice Center	D3050-Terminal and Package Units	\$ 54,235	\$ 49,180	\$ 5,055
5,892	San Diego	North County Regional Center - South	D3050-Terminal and Package Units	\$ 75,520	\$ 50,780	\$ 24,740
5,893	San Diego	East County Regional Center	D3050-Terminal and Package Units	\$ 75,632	\$ 51,210	\$ 24,422
5,894	El Dorado	Cameron Park	D3050-Terminal and Package Units	\$ 51,365	\$ 51,365	\$ -
5,895	San Diego	Department 10 Trailer	D3050-Terminal and Package Units	\$ 52,362	\$ 52,362	\$ -
5,896	San Diego	Department 9 Trailer	D3050-Terminal and Package Units	\$ 52,362	\$ 52,362	\$ -
5,897	San Diego	Kearny Mesa Traffic Court KM3 Trailer	D3050-Terminal and Package Units	\$ 52,362	\$ 52,362	\$ -
5,898	San Diego	Trailer - Dept 35	D3050-Terminal and Package Units	\$ 52,362	\$ 52,362	\$ -
5,899	San Diego	Trailer - Family Support	D3050-Terminal and Package Units	\$ 52,362	\$ 52,362	\$ -
5,900	San Diego	Trailer - Storage A	D3050-Terminal and Package Units	\$ 52,362	\$ 52,362	\$ -
5,901	Santa Clara	Hall of Justice (East)	D3050-Terminal and Package Units	\$ 53,663	\$ 53,663	\$ -
5,902	San Diego	Kearny Mesa Traffic Court KM4 Trailer	D3050-Terminal and Package Units	\$ 55,294	\$ 55,294	\$ -
5,903	San Diego	Kearny Mesa Traffic Court KM5 & KM6 Trailer	D3050-Terminal and Package Units	\$ 55,294	\$ 55,294	\$ -
5,904	San Diego	Trailer - Dept 34	D3050-Terminal and Package Units	\$ 55,294	\$ 55,294	\$ -
5,905	Los Angeles	Whittier Courthouse	D3050-Terminal and Package Units	\$ 65,153	\$ 56,312	\$ 8,841
5,906	Los Angeles	Monrovia Training Center	D3050-Terminal and Package Units	\$ 80,481	\$ 56,570	\$ 23,911
5,907	Los Angeles	Airport Courthouse	D3050-Terminal and Package Units	\$ 74,230	\$ 57,283	\$ 16,947



Line #	County	Facility Name	Project System Targeted for Renewal	Project Rough Order of Magnitude	Judicial Branch Share of Cost	County Share of Cost
5,908	Kern	Delano/North Kern Court	D3050-Terminal and Package Units	\$ 75,395	\$ 60,799	\$ 14,596
5,909	San Diego	North County Regional Center - South	D3050-Terminal and Package Units	\$ 93,085	\$ 62,590	\$ 30,495
5,910	Los Angeles	Michael D. Antonovich Antelope Valley Courthouse	D3050-Terminal and Package Units	\$ 85,470	\$ 62,829	\$ 22,641
5,911	San Bernardino	Rancho Cucamonga Courthouse	D3050-Terminal and Package Units	\$ 67,807	\$ 67,807	\$ -
5,912	Kern	Bakersfield Justice Bldg.	D3050-Terminal and Package Units	\$ 133,944	\$ 68,419	\$ 65,525
5,913	Kern	Taft Courts Bldg.	D3050-Terminal and Package Units	\$ 68,980	\$ 68,980	\$ -
5,914	Los Angeles	Monrovia Training Center	D3050-Terminal and Package Units	\$ 101,555	\$ 71,383	\$ 30,172
5,915	Los Angeles	Alhambra Courthouse	D3050-Terminal and Package Units	\$ 86,042	\$ 73,996	\$ 12,046
5,916	Los Angeles	Michael D. Antonovich Antelope Valley Courthouse	D3050-Terminal and Package Units	\$ 100,923	\$ 74,188	\$ 26,735
5,917	Santa Clara	Downtown Superior Court	D3050-Terminal and Package Units	\$ 76,601	\$ 76,601	\$ -
5,918	Orange	North Justice Center	D3050-Terminal and Package Units	\$ 85,717	\$ 77,411	\$ 8,306
5,919	Sutter	Courthouse West	D3050-Terminal and Package Units	\$ 96,000	\$ 79,200	\$ 16,800
5,920	Orange	Civil Complex Center ("CXC")	D3050-Terminal and Package Units	\$ 79,757	\$ 79,757	\$ -
5,921	Santa Barbara	Santa Maria Courts, Bldgs. A + B	D3050-Terminal and Package Units	\$ 82,070	\$ 82,070	\$ -
5,922	San Diego	Kearny Mesa Court	D3050-Terminal and Package Units	\$ 84,427	\$ 84,427	\$ -
5,923	Sacramento	Credit Union Bldg.	D3050-Terminal and Package Units	\$ 85,975	\$ 85,975	\$ -
5,924	San Diego	Kearny Mesa Court	D3050-Terminal and Package Units	\$ 93,188	\$ 93,188	\$ -
5,925	San Francisco	Polk St. Annex	D3050-Terminal and Package Units	\$ 97,390	\$ 97,390	\$ -
5,926	Riverside	Hall of Justice	D3050-Terminal and Package Units	\$ 97,907	\$ 97,907	\$ -
5,927	Kern	Shafter/Wasco Courts Bldg.	D3050-Terminal and Package Units	\$ 112,196	\$ 100,920	\$ 11,276
5,928	Sacramento	Gordon Schaber Sacramento Superior Court	D3050-Terminal and Package Units	\$ 102,315	\$ 102,315	\$ -
5,929	San Diego	Kearny Mesa Court	D3050-Terminal and Package Units	\$ 105,534	\$ 105,534	\$ -
5,930	Kern	Bakersfield Superior Court	D3050-Terminal and Package Units	\$ 109,513	\$ 109,513	\$ -
5,931	El Dorado	Cameron Park	D3050-Terminal and Package Units	\$ 114,415	\$ 114,415	\$ -
5,932	Los Angeles	David M. Kenyon Juvenile Justice Center	D3050-Terminal and Package Units	\$ 281,430	\$ 114,429	\$ 167,001
5,933	El Dorado	Main St. Courthouse	D3050-Terminal and Package Units	\$ 118,653	\$ 118,653	\$ -
5,934	Orange	Central Justice Center	D3050-Terminal and Package Units	\$ 151,918	\$ 138,504	\$ 13,414
5,935	Contra Costa	Concord Courthouse	D3050-Terminal and Package Units	\$ 139,878	\$ 139,878	\$ -
5,936	Kern	Bakersfield Justice Bldg.	D3050-Terminal and Package Units	\$ 147,355	\$ 147,355	\$ -
5,937	Nevada	Nevada City Courthouse	D3050-Terminal and Package Units	\$ 226,806	\$ 148,558	\$ 78,248
5,938	Solano	Solano Justice Building	D3050-Terminal and Package Units	\$ 208,106	\$ 158,369	\$ 49,737
5,939	Orange	Central Justice Center	D3050-Terminal and Package Units	\$ 180,783	\$ 164,820	\$ 15,963
5,940	Orange	Central Justice Center	D3050-Terminal and Package Units	\$ 182,301	\$ 182,301	\$ -



Line #	County	Facility Name	Project System Targeted for Renewal	Project Rough Order of Magnitude	Judicial Branch Share of Cost	County Share of Cost
5,941	Los Angeles	Compton Courthouse	D3050-Terminal and Package Units	\$ 188,233	\$ 188,233	\$ -
5,942	San Bernardino	Juvenile Dependency Courthouse	D3050-Terminal and Package Units	\$ 219,524	\$ 219,524	\$ -
5,943	Orange	Civil Complex Center ("CXC")	D3050-Terminal and Package Units	\$ 227,877	\$ 227,877	\$ -
5,944	Fresno	B.F. Sisk Courthouse	D3050-Terminal and Package Units	\$ 242,405	\$ 242,405	\$ -
5,945	Orange	Central Justice Center	D3050-Terminal and Package Units	\$ 271,174	\$ 247,229	\$ 23,945
5,946	Butte	Chico Courthouse	D3050-Terminal and Package Units	\$ 248,078	\$ 248,078	\$ -
5,947	San Bernardino	Victorville Courthouse-Dept. N-1	D3050-Terminal and Package Units	\$ 253,950	\$ 253,950	\$ -
5,948	Santa Barbara	Santa Maria Courts Bldgs C + D	D3050-Terminal and Package Units	\$ 279,094	\$ 279,094	\$ -
5,949	Santa Barbara	Santa Maria Courts Bldgs C + D	D3050-Terminal and Package Units	\$ 279,094	\$ 279,094	\$ -
5,950	Santa Barbara	Santa Maria Courts Bldgs C + D	D3050-Terminal and Package Units	\$ 279,720	\$ 279,720	\$ -
5,951	Santa Barbara	Santa Maria Courts, Bldg G	D3050-Terminal and Package Units	\$ 297,338	\$ 297,338	\$ -
5,952	Kings	Corcoran Court	D3050-Terminal and Package Units	\$ 349,331	\$ 349,331	\$ -
5,953	Orange	Civil Complex Center ("CXC")	D3050-Terminal and Package Units	\$ 410,178	\$ 410,178	\$ -
5,954	Contra Costa	Walnut Creek Courthouse	D3050-Terminal and Package Units	\$ 431,177	\$ 431,177	\$ -
5,955	Napa	Historic Courthouse	D3050-Terminal and Package Units	\$ 511,112	\$ 480,394	\$ 30,718
5,956	San Bernardino	Victorville Courthouse-Dept. N-1	D3050-Terminal and Package Units	\$ 574,595	\$ 574,595	\$ -
5,957	Butte	Butte County Courthouse	D3050-Terminal and Package Units	\$ 606,682	\$ 606,682	\$ -
5,958	Contra Costa	Family Law Center	D3050-Terminal and Package Units	\$ 766,924	\$ 766,924	\$ -
5,959	Orange	Central Justice Center	D3050-Terminal and Package Units	\$ 911,507	\$ 831,021	\$ 80,486
5,960	Napa	Historic Courthouse	D3050-Terminal and Package Units	\$ 1,119,755	\$ 1,052,458	\$ 67,297
5,961	Riverside	Southwest Justice Center	D3050-Terminal and Package Units	\$ 2,691,070	\$ 2,055,977	\$ 635,093
5,962	Orange	Betty Lou Lamoreaux Justice Center	D3050-Terminal and Package Units	\$ 2,595,119	\$ 2,074,798	\$ 520,321
5,963	Los Angeles	Van Nuys Courthouse West	D3051-Terminal Self-Contained Units	\$ 173,561	\$ 139,682	\$ 33,879
5,964	Santa Barbara	Santa Barbara Court Trailer	D3060-Controls and Instrumentation	\$ 2,632	\$ 1,316	\$ 1,316
5,965	San Luis Obispo	Grover Beach Branch	D3060-Controls and Instrumentation	\$ 1,928	\$ 1,928	\$ -
5,966	San Luis Obispo	1070 Palm St.	D3060-Controls and Instrumentation	\$ 2,545	\$ 2,545	\$ -
5,967	Kings	Avenal Court	D3060-Controls and Instrumentation	\$ 4,444	\$ 2,578	\$ 1,866
5,968	Los Angeles	Burbank Courthouse	D3060-Controls and Instrumentation	\$ 3,467	\$ 3,147	\$ 320
5,969	Santa Barbara	Santa Maria Courts, Bldgs. A + B	D3060-Controls and Instrumentation	\$ 18,327	\$ 4,221	\$ 14,106
5,970	Santa Barbara	Santa Barbara Juvenile Court	D3060-Controls and Instrumentation	\$ 4,955	\$ 4,955	\$ -
5,971	Santa Barbara	Santa Maria Courts, Bldg F	D3060-Controls and Instrumentation	\$ 7,151	\$ 7,151	\$ -
5,972	Los Angeles	Los Padrinos Juvenile Court	D3060-Controls and Instrumentation	\$ 27,125	\$ 7,953	\$ 19,172
5,973	Alameda	Hayward Hall of Justice	D3060-Controls and Instrumentation	\$ 8,157	\$ 8,157	\$ -
5,974	Kings	Avenal Court	D3060-Controls and Instrumentation	\$ 15,008	\$ 8,706	\$ 6,302
5,975	Del Norte	Del Norte County Superior Court	D3060-Controls and Instrumentation	\$ 14,624	\$ 8,960	\$ 5,664
5,976	Alameda	Hayward Hall of Justice	D3060-Controls and Instrumentation	\$ 8,971	\$ 8,971	\$ -



Line #	County	Facility Name	Project System Targeted for Renewal	Project Rough Order of Magnitude	Judicial Branch Share of Cost	County Share of Cost
5,977	Alameda	Wiley W. Manuel Courthouse	D3060-Controls and Instrumentation	\$ 9,101	\$ 9,101	\$ -
5,978	Los Angeles	Edmund D. Edelman Children's Court	D3060-Controls and Instrumentation	\$ 15,588	\$ 10,910	\$ 4,678
5,979	Santa Barbara	Santa Barbara Jury Assembly Bldg.	D3060-Controls and Instrumentation	\$ 11,010	\$ 11,010	\$ -
5,980	Los Angeles	Hall of Records	D3060-Controls and Instrumentation	\$ 107,140	\$ 11,346	\$ 95,794
5,981	Los Angeles	Airport Courthouse	D3060-Controls and Instrumentation	\$ 15,588	\$ 12,029	\$ 3,559
5,982	Los Angeles	Chatsworth Courthouse	D3060-Controls and Instrumentation	\$ 14,496	\$ 12,148	\$ 2,348
5,983	Los Angeles	Hall of Records	D3060-Controls and Instrumentation	\$ 119,036	\$ 12,606	\$ 106,430
5,984	Los Angeles	Chatsworth Courthouse	D3060-Controls and Instrumentation	\$ 15,537	\$ 13,020	\$ 2,517
5,985	Los Angeles	Sylmar Juvenile Court	D3060-Controls and Instrumentation	\$ 38,312	\$ 13,145	\$ 25,167
5,986	Kings	Corcoran Court	D3060-Controls and Instrumentation	\$ 14,176	\$ 14,176	\$ -
5,987	El Dorado	Cameron Park	D3060-Controls and Instrumentation	\$ 14,207	\$ 14,207	\$ -
5,988	Contra Costa	Family Law Center	D3060-Controls and Instrumentation	\$ 16,383	\$ 16,383	\$ -
5,989	Santa Barbara	Santa Maria Courts, Bldgs. A + B	D3060-Controls and Instrumentation	\$ 18,327	\$ 18,327	\$ -
5,990	Los Angeles	Compton Courthouse	D3060-Controls and Instrumentation	\$ 19,174	\$ 19,174	\$ -
5,991	San Francisco	Polk St. Annex	D3060-Controls and Instrumentation	\$ 21,014	\$ 21,014	\$ -
5,992	Los Angeles	Inglewood Courthouse	D3060-Controls and Instrumentation	\$ 23,773	\$ 23,773	\$ -
5,993	Alameda	Wiley W. Manuel Courthouse	D3060-Controls and Instrumentation	\$ 32,258	\$ 27,032	\$ 5,226
5,994	Nevada	Nevada City Courthouse	D3060-Controls and Instrumentation	\$ 42,760	\$ 28,008	\$ 14,752
5,995	Nevada	Nevada City Courthouse Annex	D3060-Controls and Instrumentation	\$ 68,898	\$ 29,426	\$ 39,472
5,996	Los Angeles	Malibu Courthouse	D3060-Controls and Instrumentation	\$ 92,808	\$ 35,248	\$ 57,560
5,997	Los Angeles	Airport Courthouse	D3060-Controls and Instrumentation	\$ 50,841	\$ 39,234	\$ 11,607
5,998	Los Angeles	Los Padrinos Juvenile Court	D3060-Controls and Instrumentation	\$ 138,828	\$ 40,704	\$ 98,124
5,999	Yolo	Family Support	D3060-Controls and Instrumentation	\$ 43,647	\$ 43,647	\$ -
6,000	Riverside	Corona	D3060-Controls and Instrumentation	\$ 82,366	\$ 44,502	\$ 37,864
6,001	Butte	Chico Courthouse	D3060-Controls and Instrumentation	\$ 47,341	\$ 47,341	\$ -
6,002	Solano	Law And Justice Center	D3060-Controls and Instrumentation	\$ 47,438	\$ 47,438	\$ -
6,003	Alameda	Hayward Hall of Justice	D3060-Controls and Instrumentation	\$ 47,713	\$ 47,713	\$ -
6,004	Orange	Betty Lou Lamoreaux Justice Center	D3060-Controls and Instrumentation	\$ 49,442	\$ 49,442	\$ -
6,005	Tulare	Tulare Division	D3060-Controls and Instrumentation	\$ 50,863	\$ 50,863	\$ -
6,006	Alameda	Fremont Hall of Justice	D3060-Controls and Instrumentation	\$ 65,140	\$ 51,721	\$ 13,419
6,007	Contra Costa	Walnut Creek Courthouse	D3060-Controls and Instrumentation	\$ 53,576	\$ 53,576	\$ -
6,008	Los Angeles	Sylmar Juvenile Court	D3060-Controls and Instrumentation	\$ 158,067	\$ 54,233	\$ 103,834
6,009	Alameda	Wiley W. Manuel Courthouse	D3060-Controls and Instrumentation	\$ 66,081	\$ 55,376	\$ 10,705
6,010	Alameda	Hayward Hall of Justice	D3060-Controls and Instrumentation	\$ 65,140	\$ 57,519	\$ 7,621
6,011	Sacramento	Credit Union Bldg.	D3060-Controls and Instrumentation	\$ 61,491	\$ 61,491	\$ -
6,012	Santa Barbara	Santa Maria Courts Bldgs C + D	D3060-Controls and Instrumentation	\$ 62,463	\$ 62,463	\$ -



Line #	County	Facility Name	Project System Targeted for Renewal	Project Rough Order of Magnitude	Judicial Branch Share of Cost	County Share of Cost
6,013	Santa Barbara	Santa Maria Courts Bldgs C + D	D3060-Controls and Instrumentation	\$ 62,463	\$ 62,463	\$ -
6,014	Santa Barbara	Santa Maria Courts Bldgs C + D	D3060-Controls and Instrumentation	\$ 65,100	\$ 65,100	\$ -
6,015	Santa Clara	Santa Clara Courthouse	D3060-Controls and Instrumentation	\$ 65,193	\$ 65,193	\$ -
6,016	Santa Barbara	Santa Maria Courts, Bldg G	D3060-Controls and Instrumentation	\$ 66,546	\$ 66,546	\$ -
6,017	Sutter	Courthouse West	D3060-Controls and Instrumentation	\$ 69,775	\$ 69,775	\$ -
6,018	San Bernardino	Chino Courthouse	D3060-Controls and Instrumentation	\$ 70,226	\$ 70,226	\$ -
6,019	Santa Clara	Historic Courthouse	D3060-Controls and Instrumentation	\$ 72,068	\$ 72,068	\$ -
6,020	San Diego	North County Regional Center - Annex	D3060-Controls and Instrumentation	\$ 79,372	\$ 79,372	\$ -
6,021	Orange	Civil Complex Center ("CXC")	D3060-Controls and Instrumentation	\$ 83,681	\$ 83,681	\$ -
6,022	Contra Costa	Bray Courts	D3060-Controls and Instrumentation	\$ 109,278	\$ 93,455	\$ 15,823
6,023	Orange	Central Justice Center	D3060-Controls and Instrumentation	\$ 103,023	\$ 93,926	\$ 9,097
6,024	Orange	Central Justice Center	D3060-Controls and Instrumentation	\$ 103,023	\$ 93,926	\$ 9,097
6,025	Orange	Central Justice Center	D3060-Controls and Instrumentation	\$ 103,023	\$ 93,926	\$ 9,097
6,026	Placer	Historic Courthouse	D3060-Controls and Instrumentation	\$ 96,075	\$ 96,075	\$ -
6,027	El Dorado	Johnson Bldg.	D3060-Controls and Instrumentation	\$ 117,420	\$ 117,420	\$ -
6,028	San Diego	Juvenile Court	D3060-Controls and Instrumentation	\$ 158,084	\$ 117,962	\$ 40,122
6,029	San Bernardino	Fontana Courthouse	D3060-Controls and Instrumentation	\$ 151,225	\$ 125,713	\$ 25,512
6,030	Santa Clara	Hall of Justice (West)	D3060-Controls and Instrumentation	\$ 129,407	\$ 129,407	\$ -
6,031	Alameda	George E. McDonald Hall of Justice	D3060-Controls and Instrumentation	\$ 136,940	\$ 136,940	\$ -
6,032	Los Angeles	Inglewood Juvenile Court	D3060-Controls and Instrumentation	\$ 139,535	\$ 139,535	\$ -
6,033	Santa Clara	Downtown Superior Court	D3060-Controls and Instrumentation	\$ 141,735	\$ 141,735	\$ -
6,034	Riverside	Southwest Justice Center	D3060-Controls and Instrumentation	\$ 199,113	\$ 152,122	\$ 46,991
6,035	Orange	West Justice Center	D3060-Controls and Instrumentation	\$ 175,229	\$ 158,898	\$ 16,331
6,036	Contra Costa	Family Law Center	D3060-Controls and Instrumentation	\$ 170,524	\$ 170,524	\$ -
6,037	Los Angeles	Glendale Courthouse	D3060-Controls and Instrumentation	\$ 201,178	\$ 182,147	\$ 19,031
6,038	Contra Costa	Wakefield Taylor Courthouse	D3060-Controls and Instrumentation	\$ 182,788	\$ 182,788	\$ -
6,039	Riverside	Riverside Juvenile Court	D3060-Controls and Instrumentation	\$ 188,090	\$ 188,090	\$ -
6,040	Los Angeles	Eastlake Juvenile Court	D3060-Controls and Instrumentation	\$ 350,550	\$ 192,031	\$ 158,519
6,041	Santa Clara	Downtown Superior Court	D3060-Controls and Instrumentation	\$ 194,265	\$ 194,265	\$ -
6,042	Ventura	East County Courthouse	D3060-Controls and Instrumentation	\$ 323,968	\$ 200,050	\$ 123,918
6,043	Los Angeles	Glendale Courthouse	D3060-Controls and Instrumentation	\$ 228,218	\$ 206,629	\$ 21,589
6,044	Orange	West Justice Center	D3060-Controls and Instrumentation	\$ 215,002	\$ 215,002	\$ -
6,045	Napa	Criminal Court Building	D3060-Controls and Instrumentation	\$ 225,138	\$ 225,138	\$ -
6,046	El Dorado	Bldg. C	D3060-Controls and Instrumentation	\$ 241,409	\$ 241,409	\$ -
6,047	Orange	West Justice Center	D3060-Controls and Instrumentation	\$ 272,539	\$ 272,539	\$ -
6,048	Santa Barbara	Santa Barbara County Courthouse	D3060-Controls and Instrumentation	\$ 276,265	\$ 276,265	\$ -



Line #	County	Facility Name	Project System Targeted for Renewal	Project Rough Order of Magnitude	Judicial Branch Share of Cost	County Share of Cost
6,049	Butte	Butte County Courthouse	D3060-Controls and Instrumentation	\$ 276,940	\$ 276,940	\$ -
6,050	Orange	West Justice Center	D3060-Controls and Instrumentation	\$ 296,739	\$ 296,739	\$ -
6,051	Santa Barbara	Santa Barbara County Courthouse	D3060-Controls and Instrumentation	\$ 327,789	\$ 327,789	\$ -
6,052	Sonoma	Hall of Justice	D3060-Controls and Instrumentation	\$ 361,553	\$ 361,553	\$ -
6,053	Los Angeles	Pomona Courthouse North	D3060-Controls and Instrumentation	\$ 367,615	\$ 367,615	\$ -
6,054	Orange	Harbor Justice Center-Newport Beach Facility	D3060-Controls and Instrumentation	\$ 373,557	\$ 373,557	\$ -
6,055	Sacramento	Carol Miller Justice Center Court Facility	D3060-Controls and Instrumentation	\$ 380,273	\$ 380,273	\$ -
6,056	Los Angeles	Airport Courthouse	D3060-Controls and Instrumentation	\$ 499,844	\$ 385,730	\$ 114,114
6,057	San Diego	South County Regional Center	D3060-Controls and Instrumentation	\$ 1,127,676	\$ 404,159	\$ 723,517
6,058	Los Angeles	Alhambra Courthouse	D3060-Controls and Instrumentation	\$ 470,316	\$ 404,472	\$ 65,844
6,059	Contra Costa	George D. Carroll Courthouse	D3060-Controls and Instrumentation	\$ 410,439	\$ 410,439	\$ -
6,060	Solano	Hall of Justice	D3060-Controls and Instrumentation	\$ 565,470	\$ 411,775	\$ 153,695
6,061	Napa	Historic Courthouse	D3060-Controls and Instrumentation	\$ 440,082	\$ 440,082	\$ -
6,062	Tulare	Visalia Superior Court	D3060-Controls and Instrumentation	\$ 1,426,715	\$ 461,257	\$ 965,458
6,063	Los Angeles	East Los Angeles Courthouse	D3060-Controls and Instrumentation	\$ 608,825	\$ 473,179	\$ 135,646
6,064	Los Angeles	East Los Angeles Courthouse	D3060-Controls and Instrumentation	\$ 621,045	\$ 482,676	\$ 138,369
6,065	Santa Barbara	Santa Barbara County Courthouse	D3060-Controls and Instrumentation	\$ 490,680	\$ 490,680	\$ -
6,066	Riverside	Family Law Court	D3060-Controls and Instrumentation	\$ 498,085	\$ 498,085	\$ -
6,067	Los Angeles	Alhambra Courthouse	D3060-Controls and Instrumentation	\$ 613,643	\$ 527,733	\$ 85,910
6,068	San Diego	North County Regional Center - South	D3060-Controls and Instrumentation	\$ 792,151	\$ 532,642	\$ 259,509
6,069	Los Angeles	El Monte Courthouse	D3060-Controls and Instrumentation	\$ 983,039	\$ 571,342	\$ 411,697
6,070	Los Angeles	Whittier Courthouse	D3060-Controls and Instrumentation	\$ 668,887	\$ 578,119	\$ 90,768
6,071	Santa Clara	Hall of Justice (East)	D3060-Controls and Instrumentation	\$ 612,941	\$ 612,941	\$ -
6,072	Los Angeles	Central Arraignment Courts	D3060-Controls and Instrumentation	\$ 680,258	\$ 613,797	\$ 66,461
6,073	Los Angeles	Van Nuys Courthouse East	D3060-Controls and Instrumentation	\$ 691,446	\$ 620,504	\$ 70,942
6,074	Kern	Bakersfield Juvenile Center	D3060-Controls and Instrumentation	\$ 642,331	\$ 642,331	\$ -
6,075	Ventura	Hall of Justice	D3060-Controls and Instrumentation	\$ 1,037,819	\$ 725,020	\$ 312,799
6,076	Los Angeles	Bellflower Courthouse	D3060-Controls and Instrumentation	\$ 739,752	\$ 739,752	\$ -
6,077	Los Angeles	Van Nuys Courthouse East	D3060-Controls and Instrumentation	\$ 834,197	\$ 748,608	\$ 85,589
6,078	San Diego	North County Regional Center - North	D3060-Controls and Instrumentation	\$ 781,754	\$ 781,754	\$ -
6,079	Riverside	Southwest Justice Center	D3060-Controls and Instrumentation	\$ 1,058,570	\$ 808,747	\$ 249,823
6,080	Los Angeles	Van Nuys Courthouse West	D3060-Controls and Instrumentation	\$ 1,098,917	\$ 884,408	\$ 214,509
6,081	Los Angeles	Van Nuys Courthouse West	D3060-Controls and Instrumentation	\$ 1,103,305	\$ 887,940	\$ 215,365
6,082	Alameda	Fremont Hall of Justice	D3060-Controls and Instrumentation	\$ 1,133,794	\$ 900,232	\$ 233,562
6,083	Los Angeles	Chatsworth Courthouse	D3060-Controls and Instrumentation	\$ 1,112,123	\$ 931,959	\$ 180,164



Line #	County	Facility Name	Project System Targeted for Renewal	Project Rough Order of Magnitude	Judicial Branch Share of Cost	County Share of Cost
6,084	Los Angeles	Torrance Courthouse	D3060-Controls and Instrumentation	\$ 1,116,482	\$ 950,573	\$ 165,909
6,085	Los Angeles	Edmund D. Edelman Children's Court	D3060-Controls and Instrumentation	\$ 1,367,611	\$ 957,191	\$ 410,420
6,086	Riverside	Larson Justice Center	D3060-Controls and Instrumentation	\$ 1,007,431	\$ 981,137	\$ 26,294
6,087	Los Angeles	Norwalk Courthouse	D3060-Controls and Instrumentation	\$ 1,200,018	\$ 1,020,375	\$ 179,643
6,088	Los Angeles	Pasadena Courthouse	D3060-Controls and Instrumentation	\$ 1,472,127	\$ 1,020,920	\$ 451,207
6,089	Solano	Law And Justice Center	D3060-Controls and Instrumentation	\$ 1,055,008	\$ 1,055,008	\$ -
6,090	Los Angeles	Norwalk Courthouse	D3060-Controls and Instrumentation	\$ 1,272,755	\$ 1,082,224	\$ 190,531
6,091	Los Angeles	Beverly Hills Courthouse	D3060-Controls and Instrumentation	\$ 1,437,902	\$ 1,143,420	\$ 294,482
6,092	Los Angeles	Metropolitan Courthouse	D3060-Controls and Instrumentation	\$ 1,234,744	\$ 1,167,327	\$ 67,417
6,093	San Diego	Hall of Justice	D3060-Controls and Instrumentation	\$ 3,004,857	\$ 1,209,154	\$ 1,795,703
6,094	Los Angeles	San Fernando Courthouse	D3060-Controls and Instrumentation	\$ 1,224,835	\$ 1,224,835	\$ -
6,095	San Bernardino	Rancho Cucamonga Courthouse	D3060-Controls and Instrumentation	\$ 1,670,957	\$ 1,270,763	\$ 400,194
6,096	San Francisco	Civic Center Courthouse	D3060-Controls and Instrumentation	\$ 1,273,107	\$ 1,273,107	\$ -
6,097	Los Angeles	Pomona Courthouse South	D3060-Controls and Instrumentation	\$ 1,476,354	\$ 1,476,354	\$ -
6,098	Alameda	Hayward Hall of Justice	D3060-Controls and Instrumentation	\$ 1,688,220	\$ 1,490,698	\$ 197,522
6,099	Alameda	Wiley W. Manuel Courthouse	D3060-Controls and Instrumentation	\$ 1,816,799	\$ 1,522,478	\$ 294,321
6,100	San Diego	East County Regional Center	D3060-Controls and Instrumentation	\$ 2,342,417	\$ 1,586,051	\$ 756,366
6,101	Fresno	Fresno County Courthouse	D3060-Controls and Instrumentation	\$ 1,708,584	\$ 1,708,584	\$ -
6,102	Los Angeles	Compton Courthouse	D3060-Controls and Instrumentation	\$ 1,988,805	\$ 1,988,805	\$ -
6,103	Los Angeles	Michael D. Antonovich Antelope Valley Courthouse	D3060-Controls and Instrumentation	\$ 2,845,699	\$ 2,091,873	\$ 753,826
6,104	Sacramento	Gordon Schaber Sacramento Superior Court	D3060-Controls and Instrumentation	\$ 2,323,522	\$ 2,323,522	\$ -
6,105	Los Angeles	Clara Shortridge Foltz Criminal Justice Center	D3060-Controls and Instrumentation	\$ 3,973,861	\$ 2,733,619	\$ 1,240,242
6,106	Los Angeles	Clara Shortridge Foltz Criminal Justice Center	D3060-Controls and Instrumentation	\$ 4,864,116	\$ 3,346,025	\$ 1,518,091
6,107	Los Angeles	Stanley Mosk Courthouse	D3060-Controls and Instrumentation	\$ 4,580,581	\$ 4,455,073	\$ 125,508
6,108	San Luis Obispo	Courthouse Annex	D3090-Other HVAC Systems and Equipment	\$ 6,936	\$ 6,936	\$ -
6,109	El Dorado	Cameron Park	D4010-Sprinklers	\$ 1,735	\$ 1,735	\$ -
6,110	Santa Barbara	Santa Maria Courts, Bldg G	D4010-Sprinklers	\$ 2,244	\$ 2,244	\$ -
6,111	Los Angeles	Airport Courthouse	D4010-Sprinklers	\$ 4,503	\$ 3,475	\$ 1,028
6,112	Orange	West Justice Center	D4010-Sprinklers	\$ 6,039	\$ 5,476	\$ 563
6,113	Los Angeles	Glendale Courthouse	D4010-Sprinklers	\$ 19,625	\$ 17,768	\$ 1,857
6,114	Los Angeles	Hall of Records	D4010-Sprinklers	\$ 188,526	\$ 19,965	\$ 168,561
6,115	Los Angeles	Van Nuys Courthouse East	D4010-Sprinklers	\$ 32,773	\$ 29,410	\$ 3,363



Line #	County	Facility Name	Project System Targeted for Renewal	Project Rough Order of Magnitude	Judicial Branch Share of Cost	County Share of Cost
6,116	Los Angeles	Sylmar Juvenile Court	D4010-Sprinklers	\$ 89,442	\$ 30,688	\$ 58,754
6,117	San Diego	County Courthouse	D4010-Sprinklers	\$ 64,898	\$ 50,244	\$ 14,654
6,118	Santa Barbara	Santa Maria Courts Bldgs C + D	D4010-Sprinklers	\$ 96,069	\$ 96,069	\$ -
6,119	Santa Barbara	Santa Maria Courts Bldgs C + D	D4010-Sprinklers	\$ 98,683	\$ 98,683	\$ -
6,120	Tulare	Tulare Division	D4010-Sprinklers	\$ 109,202	\$ 109,202	\$ -
6,121	Humboldt	Humboldt County Courthouse (Eureka)	D4010-Sprinklers	\$ 110,540	\$ 110,540	\$ -
6,122	Santa Barbara	Figueroa Division	D4010-Sprinklers	\$ 128,267	\$ 128,267	\$ -
6,123	Butte	Butte County Courthouse	D4010-Sprinklers	\$ 167,009	\$ 167,009	\$ -
6,124	El Dorado	Main St. Courthouse	D4010-Sprinklers	\$ 204,934	\$ 204,934	\$ -
6,125	Los Angeles	Glendale Courthouse	D4010-Sprinklers	\$ 228,986	\$ 207,324	\$ 21,662
6,126	Los Angeles	Hollywood Courthouse	D4010-Sprinklers	\$ 245,735	\$ 223,840	\$ 21,895
6,127	San Bernardino	Barstow Courthouse	D4010-Sprinklers	\$ 234,672	\$ 234,672	\$ -
6,128	San Bernardino	Joshua Tree Courthouse	D4010-Sprinklers	\$ 249,168	\$ 249,168	\$ -
6,129	Los Angeles	Parking Structure Lot 59- Whittier Admin CTR	D4010-Sprinklers	\$ 268,548	\$ 268,548	\$ -
6,130	San Diego	Juvenile Court	D4010-Sprinklers	\$ 317,857	\$ 317,857	\$ -
6,131	Santa Barbara	Figueroa Division	D4010-Sprinklers	\$ 345,098	\$ 345,098	\$ -
6,132	Lake	Lakeport Court Facility	D4010-Sprinklers	\$ 385,548	\$ 385,548	\$ -
6,133	Los Angeles	West Covina Courthouse	D4010-Sprinklers	\$ 392,806	\$ 392,806	\$ -
6,134	Santa Clara	Hall of Justice (West)	D4010-Sprinklers	\$ 426,240	\$ 426,240	\$ -
6,135	Los Angeles	Torrance Courthouse	D4010-Sprinklers	\$ 511,548	\$ 435,532	\$ 76,016
6,136	Tulare	Visalia Superior Court	D4010-Sprinklers	\$ 485,809	\$ 485,809	\$ -
6,137	Imperial	Imperial County Courthouse	D4010-Sprinklers	\$ 486,565	\$ 486,565	\$ -
6,138	Los Angeles	Beverly Hills Courthouse	D4010-Sprinklers	\$ 637,843	\$ 507,213	\$ 130,630
6,139	Los Angeles	Pasadena Courthouse	D4010-Sprinklers	\$ 815,320	\$ 565,424	\$ 249,896
6,140	Los Angeles	Santa Monica Courthouse	D4010-Sprinklers	\$ 723,529	\$ 567,898	\$ 155,631
6,141	Santa Clara	Downtown Superior Court	D4010-Sprinklers	\$ 571,917	\$ 571,917	\$ -
6,142	Los Angeles	Van Nuys Courthouse East	D4010-Sprinklers	\$ 639,259	\$ 573,671	\$ 65,588
6,143	Los Angeles	Alhambra Courthouse	D4010-Sprinklers	\$ 769,383	\$ 661,669	\$ 107,714
6,144	Contra Costa	Wakefield Taylor Courthouse	D4010-Sprinklers	\$ 693,010	\$ 693,010	\$ -
6,145	Orange	West Justice Center	D4010-Sprinklers	\$ 763,142	\$ 763,142	\$ -
6,146	Los Angeles	Norwalk Courthouse	D4010-Sprinklers	\$ 1,277,784	\$ 1,086,500	\$ 191,284
6,147	Orange	Harbor Justice Center-Newport Beach Facility	D4010-Sprinklers	\$ 1,151,250	\$ 1,151,250	\$ -
6,148	Alameda	Hayward Hall of Justice	D4010-Sprinklers	\$ 1,198,216	\$ 1,198,216	\$ -
6,149	Sonoma	Hall of Justice	D4010-Sprinklers	\$ 1,216,920	\$ 1,216,920	\$ -



Line #	County	Facility Name	Project System Targeted for Renewal	Project Rough Order of Magnitude	Judicial Branch Share of Cost	County Share of Cost
6,150	Sacramento	Gordon Schaber Sacramento Superior Court	D4010-Sprinklers	\$ 2,109,832	\$ 2,109,832	\$ -
6,151	Los Angeles	Clara Shortridge Foltz Criminal Justice Center	D4010-Sprinklers	\$ 5,085,698	\$ 3,498,452	\$ 1,587,246
6,152	San Diego	County Courthouse	D4010-Sprinklers	\$ 4,844,374	\$ 4,844,374	\$ -
6,153	San Luis Obispo	Courthouse Annex	D4020-Standpipes	\$ 1,359	\$ 676	\$ 683
6,154	Sacramento	Carol Miller Justice Center Court Facility	D4020-Standpipes	\$ 3,743	\$ 3,743	\$ -
6,155	Santa Barbara	Santa Barbara County Courthouse	D4020-Standpipes	\$ 958,582	\$ 958,582	\$ -
6,156	Los Angeles	East Los Angeles Courthouse	D4030-Fire Protection Specialties	\$ 11,568	\$ 8,991	\$ 2,577
6,157	Los Angeles	Van Nuys Courthouse West	D4030-Fire Protection Specialties	\$ 80,244	\$ 64,580	\$ 15,664
6,158	Los Angeles	Torrance Courthouse	D4031-Fire Extinguishers	\$ 1,540	\$ 1,311	\$ 229
6,159	Orange	North Justice Center	D4031-Fire Extinguishers	\$ 1,478	\$ 1,335	\$ 143
6,160	Los Angeles	Pasadena Courthouse	D4031-Fire Extinguishers	\$ 2,464	\$ 1,709	\$ 755
6,161	El Dorado	Bldg. C	D40-Fire Protection	\$ 1,043	\$ 216	\$ 827
6,162	Tulare	Tulare Division	D40-Fire Protection	\$ 1,188	\$ 832	\$ 356
6,163	Santa Barbara	Santa Maria Courts Bldgs C + D	D40-Fire Protection	\$ 1,569	\$ 858	\$ 711
6,164	Santa Barbara	Santa Maria Courts Bldgs C + D	D40-Fire Protection	\$ 1,569	\$ 858	\$ 711
6,165	Placer	Historic Courthouse	D40-Fire Protection	\$ 1,337	\$ 1,029	\$ 308
6,166	Santa Clara	Santa Clara Courthouse	D40-Fire Protection	\$ 1,201	\$ 1,201	\$ -
6,167	Santa Clara	Historic Courthouse	D40-Fire Protection	\$ 1,315	\$ 1,315	\$ -
6,168	Riverside	Corona	D40-Fire Protection	\$ 2,450	\$ 1,324	\$ 1,126
6,169	Los Angeles	Malibu Courthouse	D40-Fire Protection	\$ 3,551	\$ 1,349	\$ 2,202
6,170	Orange	Civil Complex Center ("CXC")	D40-Fire Protection	\$ 1,415	\$ 1,415	\$ -
6,171	Santa Barbara	Santa Maria Courts Bldgs C + D	D40-Fire Protection	\$ 1,569	\$ 1,569	\$ -
6,172	Santa Barbara	Santa Maria Courts, Bldg G	D40-Fire Protection	\$ 1,672	\$ 1,613	\$ 59
6,173	San Diego	Kearny Mesa Court	D40-Fire Protection	\$ 1,674	\$ 1,674	\$ -
6,174	Solano	Law And Justice Center	D40-Fire Protection	\$ 13,957	\$ 1,768	\$ 12,189
6,175	Los Angeles	Malibu Courthouse	D40-Fire Protection	\$ 4,851	\$ 1,842	\$ 3,009
6,176	Humboldt	Humboldt County Courthouse (Eureka)	D40-Fire Protection	\$ 5,944	\$ 1,983	\$ 3,961
6,177	Los Angeles	Eastlake Juvenile Court	D40-Fire Protection	\$ 3,638	\$ 1,993	\$ 1,645
6,178	San Diego	Family Court	D40-Fire Protection	\$ 2,148	\$ 2,148	\$ -
6,179	Contra Costa	Walnut Creek Courthouse	D40-Fire Protection	\$ 2,406	\$ 2,406	\$ -
6,180	Lake	Lakeport Court Facility	D40-Fire Protection	\$ 2,435	\$ 2,435	\$ -
6,181	San Bernardino	Chino Courthouse	D40-Fire Protection	\$ 2,539	\$ 2,539	\$ -
6,182	Orange	North Justice Center	D40-Fire Protection	\$ 2,822	\$ 2,549	\$ 273
6,183	Ventura	East County Courthouse	D40-Fire Protection	\$ 4,297	\$ 2,653	\$ 1,644



Line #	County	Facility Name	Project System Targeted for Renewal	Project Rough Order of Magnitude	Judicial Branch Share of Cost	County Share of Cost
6,184	Contra Costa	George D. Carroll Courthouse	D40-Fire Protection	\$ 3,609	\$ 2,786	\$ 823
6,185	Stanislaus	Modesto Main Courthouse	D40-Fire Protection	\$ 2,879	\$ 2,873	\$ 6
6,186	Los Angeles	Parking Structure Lot 59- Whittier Admin CTR	D40-Fire Protection	\$ 3,501	\$ 3,501	\$ -
6,187	Kings	Avenal Court	D40-Fire Protection	\$ 3,514	\$ 3,514	\$ -
6,188	Lake	Lakeport Court Facility	D40-Fire Protection	\$ 11,865	\$ 3,560	\$ 8,306
6,189	San Bernardino	San Bernardino Courthouse - Annex	D40-Fire Protection	\$ 3,818	\$ 3,652	\$ 166
6,190	Siskiyou	Siskiyou County Courthouse	D40-Fire Protection	\$ 10,934	\$ 3,677	\$ 7,257
6,191	Los Angeles	Hollywood Courthouse	D40-Fire Protection	\$ 4,608	\$ 4,197	\$ 411
6,192	Contra Costa	Wakefield Taylor Courthouse	D40-Fire Protection	\$ 4,336	\$ 4,336	\$ -
6,193	Los Angeles	Beverly Hills Courthouse	D40-Fire Protection	\$ 5,578	\$ 4,436	\$ 1,142
6,194	Alameda	Fremont Hall of Justice	D40-Fire Protection	\$ 5,644	\$ 4,481	\$ 1,163
6,195	Del Norte	Del Norte County Superior Court	D40-Fire Protection	\$ 7,350	\$ 4,503	\$ 2,847
6,196	Tulare	Visalia Superior Court	D40-Fire Protection	\$ 15,246	\$ 4,929	\$ 10,317
6,197	Sacramento	Carol Miller Justice Center Court Facility	D40-Fire Protection	\$ 5,292	\$ 5,173	\$ 119
6,198	Los Angeles	Stanley Mosk Courthouse	D40-Fire Protection	\$ 5,689	\$ 5,533	\$ 156
6,199	Los Angeles	East Los Angeles Courthouse	D40-Fire Protection	\$ 7,623	\$ 5,925	\$ 1,698
6,200	Los Angeles	Downey Courthouse	D40-Fire Protection	\$ 6,063	\$ 6,063	\$ -
6,201	San Luis Obispo	Courthouse Annex	D40-Fire Protection	\$ 12,332	\$ 6,134	\$ 6,198
6,202	San Diego	North County Regional Center - South	D40-Fire Protection	\$ 9,575	\$ 6,438	\$ 3,137
6,203	Los Angeles	Bellflower Courthouse	D40-Fire Protection	\$ 6,693	\$ 6,693	\$ -
6,204	Santa Clara	Downtown Superior Court	D40-Fire Protection	\$ 6,809	\$ 6,809	\$ -
6,205	Riverside	Southwest Justice Center	D40-Fire Protection	\$ 9,593	\$ 7,329	\$ 2,264
6,206	Alameda	Hayward Hall of Justice	D40-Fire Protection	\$ 8,403	\$ 7,420	\$ 983
6,207	Alameda	Wiley W. Manuel Courthouse	D40-Fire Protection	\$ 8,926	\$ 7,480	\$ 1,446
6,208	Los Angeles	Edmund D. Edelman Children's Court	D40-Fire Protection	\$ 10,825	\$ 7,576	\$ 3,249
6,209	Los Angeles	Chatsworth Courthouse	D40-Fire Protection	\$ 9,085	\$ 7,613	\$ 1,472
6,210	Orange	North Justice Center	D40-Fire Protection	\$ 8,467	\$ 7,647	\$ 820
6,211	Los Angeles	East Los Angeles Courthouse	D40-Fire Protection	\$ 10,327	\$ 8,026	\$ 2,301
6,212	Los Angeles	San Fernando Courthouse	D40-Fire Protection	\$ 9,698	\$ 8,089	\$ 1,609
6,213	Los Angeles	Van Nuys Courthouse East	D40-Fire Protection	\$ 9,032	\$ 8,105	\$ 927
6,214	Los Angeles	Pasadena Courthouse	D40-Fire Protection	\$ 11,877	\$ 8,237	\$ 3,640
6,215	Los Angeles	Clara Shortridge Foltz Criminal Justice Center	D40-Fire Protection	\$ 11,992	\$ 8,249	\$ 3,743
6,216	San Diego	North County Regional Center - North	D40-Fire Protection	\$ 8,711	\$ 8,711	\$ -
6,217	Riverside	Hall of Justice	D40-Fire Protection	\$ 8,714	\$ 8,714	\$ -



Line #	County	Facility Name	Project System Targeted for Renewal	Project Rough Order of Magnitude	Judicial Branch Share of Cost	County Share of Cost
6,218	Riverside	Hall of Justice	D40-Fire Protection	\$ 8,714	\$ 8,714	\$ -
6,219	Los Angeles	Michael D. Antonovich Antelope Valley Courthouse	D40-Fire Protection	\$ 11,992	\$ 8,815	\$ 3,177
6,220	San Diego	East County Regional Center	D40-Fire Protection	\$ 9,067	\$ 9,067	\$ -
6,221	Mendocino	County Courthouse	D40-Fire Protection	\$ 13,949	\$ 9,432	\$ 4,517
6,222	Los Angeles	Compton Courthouse	D40-Fire Protection	\$ 9,594	\$ 9,594	\$ -
6,223	Los Angeles	Pomona Courthouse North	D40-Fire Protection	\$ 9,700	\$ 9,700	\$ -
6,224	Orange	Betty Lou Lamoreaux Justice Center	D40-Fire Protection	\$ 12,236	\$ 9,783	\$ 2,453
6,225	Sonoma	Hall of Justice	D40-Fire Protection	\$ 9,926	\$ 9,926	\$ -
6,226	Los Angeles	Torrance Courthouse	D40-Fire Protection	\$ 11,695	\$ 9,957	\$ 1,738
6,227	Fresno	2424 Ventura Street - 5 DCA	D40-Fire Protection	\$ 10,190	\$ 10,190	\$ -
6,228	Los Angeles	Monrovia Training Center	D40-Fire Protection	\$ 14,642	\$ 10,292	\$ 4,350
6,229	San Diego	Juvenile Court	D40-Fire Protection	\$ 14,438	\$ 10,774	\$ 3,664
6,230	Los Angeles	Hall of Records	D40-Fire Protection	\$ 109,125	\$ 11,556	\$ 97,569
6,231	Shasta	Main Courthouse	D40-Fire Protection	\$ 16,968	\$ 11,828	\$ 5,140
6,232	Los Angeles	Hall of Records	D40-Fire Protection	\$ 114,266	\$ 12,101	\$ 102,165
6,233	San Diego	East County Regional Center	D40-Fire Protection	\$ 18,501	\$ 12,527	\$ 5,974
6,234	Ventura	Hall of Justice	D40-Fire Protection	\$ 18,171	\$ 12,694	\$ 5,477
6,235	Contra Costa	Bray Courts	D40-Fire Protection	\$ 12,910	\$ 12,910	\$ -
6,236	Sacramento	Gordon Schaber Sacramento Superior Court	D40-Fire Protection	\$ 13,120	\$ 13,120	\$ -
6,237	San Bernardino	Rancho Cucamonga Courthouse	D40-Fire Protection	\$ 13,450	\$ 13,450	\$ -
6,238	San Diego	North County Regional Center - South	D40-Fire Protection	\$ 15,286	\$ 15,286	\$ -
6,239	Los Angeles	Metropolitan Courthouse	D40-Fire Protection	\$ 16,398	\$ 15,503	\$ 895
6,240	San Diego	Hall of Justice	D40-Fire Protection	\$ 40,656	\$ 16,360	\$ 24,296
6,241	Los Angeles	Malibu Courthouse	D40-Fire Protection	\$ 44,035	\$ 16,724	\$ 27,311
6,242	Los Angeles	Compton Courthouse	D40-Fire Protection	\$ 17,129	\$ 17,129	\$ -
6,243	Butte	Butte County Courthouse	D40-Fire Protection	\$ 18,018	\$ 18,018	\$ -
6,244	Los Angeles	Pasadena Courthouse	D40-Fire Protection	\$ 26,264	\$ 18,214	\$ 8,050
6,245	San Diego	County Courthouse	D40-Fire Protection	\$ 25,558	\$ 19,787	\$ 5,771
6,246	Tulare	Tulare Division	D40-Fire Protection	\$ 20,983	\$ 20,983	\$ -
6,247	Los Angeles	Eastlake Juvenile Court	D40-Fire Protection	\$ 40,673	\$ 22,281	\$ 18,392
6,248	San Diego	County Courthouse	D40-Fire Protection	\$ 22,869	\$ 22,869	\$ -
6,249	Santa Barbara	Santa Maria Courts, Bldg F	D40-Fire Protection	\$ 27,048	\$ 27,048	\$ -
6,250	Los Angeles	Alfred J. McCourtney Juvenile Justice Center	D40-Fire Protection	\$ 39,382	\$ 27,193	\$ 12,189



Line #	County	Facility Name	Project System Targeted for Renewal	Project Rough Order of Magnitude	Judicial Branch Share of Cost	County Share of Cost
6,251	Los Angeles	Pasadena Courthouse	D40-Fire Protection	\$ 40,875	\$ 28,347	\$ 12,528
6,252	Tulare	Visalia Superior Court	D40-Fire Protection	\$ 88,488	\$ 28,608	\$ 59,880
6,253	Alameda	Fremont Hall of Justice	D40-Fire Protection	\$ 37,376	\$ 29,677	\$ 7,699
6,254	Fresno	Fresno County Courthouse	D40-Fire Protection	\$ 30,107	\$ 30,107	\$ -
6,255	Los Angeles	El Monte Courthouse	D40-Fire Protection	\$ 56,943	\$ 33,095	\$ 23,848
6,256	Los Angeles	Malibu Courthouse	D40-Fire Protection	\$ 89,089	\$ 33,836	\$ 55,253
6,257	Los Angeles	San Fernando Courthouse	D40-Fire Protection	\$ 34,555	\$ 34,555	\$ -
6,258	Orange	North Justice Center	D40-Fire Protection	\$ 41,115	\$ 37,131	\$ 3,984
6,259	Los Angeles	Los Padrinos Juvenile Court	D40-Fire Protection	\$ 133,265	\$ 39,073	\$ 94,192
6,260	El Dorado	Cameron Park	D40-Fire Protection	\$ 39,256	\$ 39,256	\$ -
6,261	Orange	North Justice Center	D40-Fire Protection	\$ 45,344	\$ 40,950	\$ 4,394
6,262	Los Angeles	Edmund D. Edelman Children's Court	D40-Fire Protection	\$ 59,235	\$ 41,459	\$ 17,776
6,263	Orange	North Justice Center	D40-Fire Protection	\$ 49,338	\$ 44,557	\$ 4,781
6,264	Los Angeles	Pasadena Courthouse	D40-Fire Protection	\$ 65,456	\$ 45,394	\$ 20,062
6,265	Los Angeles	Burbank Courthouse	D40-Fire Protection	\$ 50,806	\$ 46,112	\$ 4,694
6,266	Los Angeles	Torrance Courthouse	D40-Fire Protection	\$ 58,569	\$ 52,964	\$ 5,605
6,267	Los Angeles	Central Arraignment Courts	D40-Fire Protection	\$ 62,916	\$ 56,769	\$ 6,147
6,268	Kern	Bakersfield Superior Court	D40-Fire Protection	\$ 61,545	\$ 61,545	\$ -
6,269	Los Angeles	David M. Kenyon Juvenile Justice Center	D40-Fire Protection	\$ 156,988	\$ 63,831	\$ 93,157
6,270	San Diego	East County Regional Center	D40-Fire Protection	\$ 67,406	\$ 67,406	\$ -
6,271	Riverside	Corona	D40-Fire Protection	\$ 126,472	\$ 68,333	\$ 58,139
6,272	Orange	Betty Lou Lamoreaux Justice Center	D40-Fire Protection	\$ 90,228	\$ 72,137	\$ 18,091
6,273	Santa Clara	Hall of Justice (West)	D40-Fire Protection	\$ 72,501	\$ 72,501	\$ -
6,274	San Mateo	Northern Branch Courthouse	D40-Fire Protection	\$ 74,006	\$ 74,006	\$ -
6,275	Los Angeles	Van Nuys Courthouse West	D40-Fire Protection	\$ 94,000	\$ 75,651	\$ 18,349
6,276	Los Angeles	Hollywood Courthouse	D40-Fire Protection	\$ 89,150	\$ 81,207	\$ 7,943
6,277	Los Angeles	Alhambra Courthouse	D40-Fire Protection	\$ 102,616	\$ 88,250	\$ 14,366
6,278	Los Angeles	Glendale Courthouse	D40-Fire Protection	\$ 105,684	\$ 95,686	\$ 9,998
6,279	El Dorado	Johnson Bldg.	D40-Fire Protection	\$ 102,788	\$ 102,788	\$ -
6,280	Los Angeles	Van Nuys Courthouse East	D40-Fire Protection	\$ 122,867	\$ 110,261	\$ 12,606
6,281	Kern	Bakersfield Justice Bldg.	D40-Fire Protection	\$ 118,166	\$ 118,166	\$ -
6,282	Los Angeles	Parking Structure Lot 59- Whittier Admin CTR	D40-Fire Protection	\$ 119,379	\$ 119,379	\$ -
6,283	Contra Costa	George D. Carroll Courthouse	D40-Fire Protection	\$ 120,295	\$ 120,295	\$ -
6,284	Santa Clara	Hall of Justice (West)	D40-Fire Protection	\$ 122,370	\$ 122,370	\$ -
6,285	Los Angeles	Stanley Mosk Courthouse	D40-Fire Protection	\$ 130,154	\$ 126,588	\$ 3,566



Line #	County	Facility Name	Project System Targeted for Renewal	Project Rough Order of Magnitude	Judicial Branch Share of Cost	County Share of Cost
6,286	Los Angeles	Alhambra Courthouse	D40-Fire Protection	\$ 154,492	\$ 132,863	\$ 21,629
6,287	Santa Barbara	Santa Barbara County Courthouse	D40-Fire Protection	\$ 139,338	\$ 139,338	\$ -
6,288	Los Angeles	Hollywood Courthouse	D40-Fire Protection	\$ 161,802	\$ 147,385	\$ 14,417
6,289	Riverside	Riverside Juvenile Court	D40-Fire Protection	\$ 313,968	\$ 154,912	\$ 159,056
6,290	Tulare	Visalia Superior Court	D40-Fire Protection	\$ 161,842	\$ 161,842	\$ -
6,291	Santa Clara	Downtown Superior Court	D40-Fire Protection	\$ 163,160	\$ 163,160	\$ -
6,292	Los Angeles	Norwalk Courthouse	D40-Fire Protection	\$ 193,429	\$ 164,473	\$ 28,956
6,293	Kern	Bakersfield Superior Court	D40-Fire Protection	\$ 168,177	\$ 168,177	\$ -
6,294	Riverside	Hemet	D40-Fire Protection	\$ 179,829	\$ 179,829	\$ -
6,295	San Diego	North County Regional Center - North	D40-Fire Protection	\$ 183,045	\$ 183,045	\$ -
6,296	Los Angeles	Pomona Courthouse North	D40-Fire Protection	\$ 184,360	\$ 184,360	\$ -
6,297	San Diego	South County Regional Center	D40-Fire Protection	\$ 187,951	\$ 187,951	\$ -
6,298	Los Angeles	Glendale Courthouse	D40-Fire Protection	\$ 219,073	\$ 198,349	\$ 20,724
6,299	Los Angeles	Beverly Hills Courthouse	D40-Fire Protection	\$ 256,775	\$ 204,187	\$ 52,588
6,300	Alameda	George E. McDonald Hall of Justice	D40-Fire Protection	\$ 204,851	\$ 204,851	\$ -
6,301	Los Angeles	Pomona Courthouse South	D40-Fire Protection	\$ 213,570	\$ 213,570	\$ -
6,302	Los Angeles	Santa Monica Courthouse	D40-Fire Protection	\$ 283,707	\$ 222,682	\$ 61,025
6,303	Solano	Solano Justice Building	D40-Fire Protection	\$ 222,842	\$ 222,842	\$ -
6,304	Los Angeles	Central Arraignment Courts	D40-Fire Protection	\$ 248,295	\$ 224,037	\$ 24,258
6,305	Los Angeles	Santa Clarita Courthouse	D40-Fire Protection	\$ 265,713	\$ 234,864	\$ 30,849
6,306	Santa Barbara	Santa Maria Courts Bldgs C + D	D40-Fire Protection	\$ 246,235	\$ 246,235	\$ -
6,307	Santa Clara	Historic Courthouse	D40-Fire Protection	\$ 249,635	\$ 249,635	\$ -
6,308	Alameda	Fremont Hall of Justice	D40-Fire Protection	\$ 323,818	\$ 257,111	\$ 66,707
6,309	Ventura	Hall of Justice	D40-Fire Protection	\$ 259,134	\$ 259,134	\$ -
6,310	Los Angeles	Torrance Courthouse	D40-Fire Protection	\$ 292,188	\$ 264,226	\$ 27,962
6,311	San Diego	Kearny Mesa Court	D40-Fire Protection	\$ 272,433	\$ 272,433	\$ -
6,312	Santa Clara	Santa Clara Courthouse	D40-Fire Protection	\$ 273,775	\$ 273,775	\$ -
6,313	Tulare	Visalia Superior Court	D40-Fire Protection	\$ 292,176	\$ 292,176	\$ -
6,314	Los Angeles	Norwalk Courthouse	D40-Fire Protection	\$ 358,309	\$ 304,670	\$ 53,639
6,315	Shasta	Main Courthouse	D40-Fire Protection	\$ 480,589	\$ 335,019	\$ 145,570
6,316	Los Angeles	Whittier Courthouse	D40-Fire Protection	\$ 342,825	\$ 342,825	\$ -
6,317	Solano	Hall of Justice	D40-Fire Protection	\$ 493,929	\$ 359,679	\$ 134,250
6,318	Santa Clara	Downtown Superior Court	D40-Fire Protection	\$ 384,762	\$ 384,762	\$ -
6,319	Los Angeles	Metropolitan Courthouse	D40-Fire Protection	\$ 423,473	\$ 400,351	\$ 23,122
6,320	San Bernardino	Chino Courthouse	D40-Fire Protection	\$ 406,441	\$ 406,441	\$ -
6,321	Los Angeles	West Covina Courthouse	D40-Fire Protection	\$ 421,234	\$ 421,234	\$ -



Line #	County	Facility Name	Project System Targeted for Renewal	Project Rough Order of Magnitude	Judicial Branch Share of Cost	County Share of Cost
6,322	Alameda	Hayward Hall of Justice	D40-Fire Protection	\$ 482,165	\$ 425,752	\$ 56,413
6,323	Humboldt	Humboldt County Courthouse (Eureka)	D40-Fire Protection	\$ 1,383,570	\$ 461,559	\$ 922,011
6,324	Los Angeles	Beverly Hills Courthouse	D40-Fire Protection	\$ 621,363	\$ 494,108	\$ 127,255
6,325	Sacramento	Gordon Schaber Sacramento Superior Court	D40-Fire Protection	\$ 547,068	\$ 547,068	\$ -
6,326	Los Angeles	Van Nuys Courthouse East	D40-Fire Protection	\$ 665,724	\$ 597,421	\$ 68,303
6,327	Los Angeles	El Monte Courthouse	D40-Fire Protection	\$ 1,085,368	\$ 630,816	\$ 454,552
6,328	San Bernardino	Victorville Courthouse-Dept. N-1	D40-Fire Protection	\$ 633,722	\$ 633,722	\$ -
6,329	Los Angeles	Norwalk Courthouse	D40-Fire Protection	\$ 763,358	\$ 649,083	\$ 114,275
6,330	Los Angeles	Clara Shortridge Foltz Criminal Justice Center	D40-Fire Protection	\$ 947,903	\$ 652,062	\$ 295,841
6,331	Los Angeles	Pomona Courthouse South	D40-Fire Protection	\$ 756,676	\$ 756,676	\$ -
6,332	Kern	Bakersfield Superior Court	D40-Fire Protection	\$ 845,616	\$ 845,616	\$ -
6,333	San Diego	South County Regional Center	D40-Fire Protection	\$ 932,053	\$ 932,053	\$ -
6,334	Los Angeles	San Fernando Courthouse	D40-Fire Protection	\$ 1,500,266	\$ 1,251,372	\$ 248,894
6,335	Fresno	Fresno County Courthouse	D40-Fire Protection	\$ 1,413,049	\$ 1,355,255	\$ 57,794
6,336	San Bernardino	Rancho Cucamonga Courthouse	D40-Fire Protection	\$ 2,054,931	\$ 1,562,775	\$ 492,156
6,337	Alameda	Wiley W. Manuel Courthouse	D40-Fire Protection	\$ 1,967,592	\$ 1,648,842	\$ 318,750
6,338	Los Angeles	Clara Shortridge Foltz Criminal Justice Center	D40-Fire Protection	\$ 3,086,318	\$ 2,123,078	\$ 963,240
6,339	Sacramento	Gordon Schaber Sacramento Superior Court	D40-Fire Protection	\$ 2,255,693	\$ 2,255,693	\$ -
6,340	Los Angeles	Inglewood Courthouse	D40-Fire Protection	\$ 2,397,096	\$ 2,397,096	\$ -
6,341	Los Angeles	Clara Shortridge Foltz Criminal Justice Center	D40-Fire Protection	\$ 3,740,860	\$ 2,573,338	\$ 1,167,522
6,342	San Diego	East County Regional Center	D40-Fire Protection	\$ 3,962,155	\$ 2,682,775	\$ 1,279,380
6,343	Los Angeles	Stanley Mosk Courthouse	D40-Fire Protection	\$ 2,871,468	\$ 2,792,790	\$ 78,678
6,344	Los Angeles	Compton Courthouse	D40-Fire Protection	\$ 3,879,666	\$ 3,879,666	\$ -
6,345	Los Angeles	Stanley Mosk Courthouse	D40-Fire Protection	\$ 4,453,727	\$ 4,331,695	\$ 122,032
6,346	Los Angeles	Hall of Records	D5010-Electrical Service and Distribution	\$ 7,011	\$ 742	\$ 6,269
6,347	El Dorado	Bldg. C	D5010-Electrical Service and Distribution	\$ 4,473	\$ 926	\$ 3,547
6,348	Los Angeles	Hall of Records	D5010-Electrical Service and Distribution	\$ 12,296	\$ 1,302	\$ 10,994
6,349	Orange	Central Justice Center	D5010-Electrical Service and Distribution	\$ 1,829	\$ 1,667	\$ 162
6,350	Los Angeles	Airport Courthouse	D5010-Electrical Service and Distribution	\$ 2,270	\$ 1,752	\$ 518
6,351	Orange	North Justice Center	D5010-Electrical Service and Distribution	\$ 1,984	\$ 1,792	\$ 192
6,352	Los Angeles	Los Padrinos Juvenile Court	D5010-Electrical Service and Distribution	\$ 6,324	\$ 1,854	\$ 4,470



Line #	County	Facility Name	Project System Targeted for Renewal	Project Rough Order of Magnitude	Judicial Branch Share of Cost	County Share of Cost
6,353	Los Angeles	Metropolitan Courthouse	D5010-Electrical Service and Distribution	\$ 2,278	\$ 2,154	\$ 124
6,354	Los Angeles	Beverly Hills Courthouse	D5010-Electrical Service and Distribution	\$ 2,782	\$ 2,212	\$ 570
6,355	Los Angeles	Burbank Courthouse	D5010-Electrical Service and Distribution	\$ 2,479	\$ 2,250	\$ 229
6,356	Los Angeles	Santa Clarita Courthouse	D5010-Electrical Service and Distribution	\$ 2,782	\$ 2,459	\$ 323
6,357	Los Angeles	Los Padrinos Juvenile Court	D5010-Electrical Service and Distribution	\$ 8,390	\$ 2,460	\$ 5,930
6,358	Los Angeles	Hollywood Courthouse	D5010-Electrical Service and Distribution	\$ 2,782	\$ 2,534	\$ 248
6,359	Los Angeles	Sylmar Juvenile Court	D5010-Electrical Service and Distribution	\$ 8,432	\$ 2,893	\$ 5,539
6,360	Los Angeles	Hall of Records	D5010-Electrical Service and Distribution	\$ 27,341	\$ 2,895	\$ 24,446
6,361	Los Angeles	Los Padrinos Juvenile Court	D5010-Electrical Service and Distribution	\$ 10,040	\$ 2,944	\$ 7,096
6,362	Los Angeles	Los Padrinos Juvenile Court	D5010-Electrical Service and Distribution	\$ 10,538	\$ 3,090	\$ 7,448
6,363	Los Angeles	Santa Monica Courthouse	D5010-Electrical Service and Distribution	\$ 4,173	\$ 3,275	\$ 898
6,364	Los Angeles	Los Padrinos Juvenile Court	D5010-Electrical Service and Distribution	\$ 13,670	\$ 4,008	\$ 9,662
6,365	Los Angeles	San Fernando Courthouse	D5010-Electrical Service and Distribution	\$ 4,158	\$ 4,158	\$ -
6,366	Los Angeles	Glendale Courthouse	D5010-Electrical Service and Distribution	\$ 4,674	\$ 4,232	\$ 442
6,367	San Bernardino	Chino Courthouse	D5010-Electrical Service and Distribution	\$ 4,700	\$ 4,700	\$ -
6,368	Los Angeles	Los Padrinos Juvenile Court	D5010-Electrical Service and Distribution	\$ 20,974	\$ 6,150	\$ 14,824
6,369	Los Angeles	Van Nuys Courthouse East	D5010-Electrical Service and Distribution	\$ 7,175	\$ 6,439	\$ 736
6,370	Sacramento	Credit Union Bldg.	D5010-Electrical Service and Distribution	\$ 6,631	\$ 6,631	\$ -
6,371	Los Angeles	Sylmar Juvenile Court	D5010-Electrical Service and Distribution	\$ 20,505	\$ 7,035	\$ 13,470
6,372	San Francisco	Polk St. Annex	D5010-Electrical Service and Distribution	\$ 7,647	\$ 7,647	\$ -
6,373	Riverside	Larson Justice Center	D5010-Electrical Service and Distribution	\$ 8,539	\$ 8,539	\$ -
6,374	Los Angeles	Van Nuys Courthouse East	D5010-Electrical Service and Distribution	\$ 9,940	\$ 8,920	\$ 1,020
6,375	Los Angeles	Van Nuys Courthouse East	D5010-Electrical Service and Distribution	\$ 11,938	\$ 10,713	\$ 1,225
6,376	Los Angeles	Stanley Mosk Courthouse	D5010-Electrical Service and Distribution	\$ 11,391	\$ 11,079	\$ 312
6,377	San Bernardino	Chino Courthouse	D5010-Electrical Service and Distribution	\$ 12,634	\$ 12,634	\$ -
6,378	Los Angeles	Glendale Courthouse	D5010-Electrical Service and Distribution	\$ 14,053	\$ 12,724	\$ 1,329
6,379	San Bernardino	Rancho Cucamonga Courthouse	D5010-Electrical Service and Distribution	\$ 13,448	\$ 13,448	\$ -
6,380	Los Angeles	Van Nuys Courthouse West	D5010-Electrical Service and Distribution	\$ 16,774	\$ 13,500	\$ 3,274
6,381	Los Angeles	Chatsworth Courthouse	D5010-Electrical Service and Distribution	\$ 16,254	\$ 13,621	\$ 2,633
6,382	Kings	Avenal Court	D5010-Electrical Service and Distribution	\$ 13,901	\$ 13,901	\$ -
6,383	Los Angeles	Van Nuys Courthouse West	D5010-Electrical Service and Distribution	\$ 17,612	\$ 14,174	\$ 3,438
6,384	Los Angeles	Van Nuys Courthouse West	D5010-Electrical Service and Distribution	\$ 17,634	\$ 14,192	\$ 3,442
6,385	Solano	Law And Justice Center	D5010-Electrical Service and Distribution	\$ 117,300	\$ 14,862	\$ 102,438
6,386	Los Angeles	Glendale Courthouse	D5010-Electrical Service and Distribution	\$ 16,779	\$ 15,192	\$ 1,587
6,387	Los Angeles	Chatsworth Courthouse	D5010-Electrical Service and Distribution	\$ 18,836	\$ 15,785	\$ 3,051
6,388	Los Angeles	Van Nuys Courthouse East	D5010-Electrical Service and Distribution	\$ 17,634	\$ 15,825	\$ 1,809



Line #	County	Facility Name	Project System Targeted for Renewal	Project Rough Order of Magnitude	Judicial Branch Share of Cost	County Share of Cost
6,389	Los Angeles	Van Nuys Courthouse East	D5010-Electrical Service and Distribution	\$ 17,634	\$ 15,825	\$ 1,809
6,390	Placer	Historic Courthouse	D5010-Electrical Service and Distribution	\$ 16,783	\$ 16,783	\$ -
6,391	San Joaquin	Lodi Branch- Dept. 2	D5010-Electrical Service and Distribution	\$ 16,910	\$ 16,910	\$ -
6,392	Kings	Corcoran Court	D5010-Electrical Service and Distribution	\$ 21,759	\$ 19,061	\$ 2,698
6,393	Los Angeles	Van Nuys Courthouse West	D5010-Electrical Service and Distribution	\$ 23,813	\$ 19,165	\$ 4,648
6,394	Santa Barbara	Santa Maria Courts Bldgs C + D	D5010-Electrical Service and Distribution	\$ 19,521	\$ 19,521	\$ -
6,395	Los Angeles	Stanley Mosk Courthouse	D5010-Electrical Service and Distribution	\$ 20,255	\$ 19,700	\$ 555
6,396	Los Angeles	Van Nuys Courthouse East	D5010-Electrical Service and Distribution	\$ 23,813	\$ 21,370	\$ 2,443
6,397	Santa Barbara	Santa Maria Courts, Bldgs. A + B	D5010-Electrical Service and Distribution	\$ 22,237	\$ 22,237	\$ -
6,398	San Diego	Family Court	D5010-Electrical Service and Distribution	\$ 24,039	\$ 24,039	\$ -
6,399	Los Angeles	Glendale Courthouse	D5010-Electrical Service and Distribution	\$ 27,341	\$ 24,755	\$ 2,586
6,400	Sacramento	Credit Union Bldg.	D5010-Electrical Service and Distribution	\$ 24,854	\$ 24,854	\$ -
6,401	Los Angeles	Van Nuys Courthouse West	D5010-Electrical Service and Distribution	\$ 31,093	\$ 25,024	\$ 6,069
6,402	Los Angeles	Van Nuys Courthouse East	D5010-Electrical Service and Distribution	\$ 28,283	\$ 25,381	\$ 2,902
6,403	San Francisco	Polk St. Annex	D5010-Electrical Service and Distribution	\$ 29,595	\$ 29,595	\$ -
6,404	San Bernardino	Chino Courthouse	D5010-Electrical Service and Distribution	\$ 32,768	\$ 32,768	\$ -
6,405	Los Angeles	Van Nuys Courthouse West	D5010-Electrical Service and Distribution	\$ 42,863	\$ 34,496	\$ 8,367
6,406	Los Angeles	Van Nuys Courthouse West	D5010-Electrical Service and Distribution	\$ 44,101	\$ 35,492	\$ 8,609
6,407	Contra Costa	Bray Courts	D5010-Electrical Service and Distribution	\$ 37,427	\$ 37,427	\$ -
6,408	Los Angeles	Van Nuys Courthouse East	D5010-Electrical Service and Distribution	\$ 44,101	\$ 39,576	\$ 4,525
6,409	Santa Barbara	Santa Maria Courts Bldgs C + D	D5010-Electrical Service and Distribution	\$ 75,791	\$ 41,458	\$ 34,333
6,410	Santa Barbara	Santa Maria Courts Bldgs C + D	D5010-Electrical Service and Distribution	\$ 75,791	\$ 41,458	\$ 34,333
6,411	Los Angeles	Alhambra Courthouse	D5010-Electrical Service and Distribution	\$ 52,113	\$ 44,817	\$ 7,296
6,412	Placer	Historic Courthouse	D5010-Electrical Service and Distribution	\$ 65,274	\$ 50,261	\$ 15,013
6,413	Yolo	Family Support	D5010-Electrical Service and Distribution	\$ 52,323	\$ 52,323	\$ -
6,414	Sacramento	Carol Miller Justice Center Court Facility	D5010-Electrical Service and Distribution	\$ 61,491	\$ 60,107	\$ 1,384
6,415	Los Angeles	Van Nuys Courthouse West	D5010-Electrical Service and Distribution	\$ 83,762	\$ 67,412	\$ 16,350
6,416	Santa Barbara	Santa Maria Courts Bldgs C + D	D5010-Electrical Service and Distribution	\$ 75,791	\$ 75,791	\$ -
6,417	Santa Barbara	Santa Maria Courts, Bldg G	D5010-Electrical Service and Distribution	\$ 80,746	\$ 77,912	\$ 2,834
6,418	Solano	Law And Justice Center	D5010-Electrical Service and Distribution	\$ 686,979	\$ 87,040	\$ 599,939
6,419	Los Angeles	Chatsworth Courthouse	D5010-Electrical Service and Distribution	\$ 108,056	\$ 90,551	\$ 17,505
6,420	Riverside	Hall of Justice	D5010-Electrical Service and Distribution	\$ 94,089	\$ 94,089	\$ -
6,421	Los Angeles	Van Nuys Courthouse East	D5010-Electrical Service and Distribution	\$ 113,136	\$ 101,528	\$ 11,608
6,422	Los Angeles	Van Nuys Courthouse West	D5010-Electrical Service and Distribution	\$ 135,763	\$ 109,262	\$ 26,501
6,423	Santa Barbara	Santa Maria Courts, Bldgs. A + B	D5010-Electrical Service and Distribution	\$ 118,888	\$ 118,888	\$ -
6,424	Los Angeles	Monrovia Training Center	D5010-Electrical Service and Distribution	\$ 169,992	\$ 119,487	\$ 50,505



Line #	County	Facility Name	Project System Targeted for Renewal	Project Rough Order of Magnitude	Judicial Branch Share of Cost	County Share of Cost
6,425	San Bernardino	Chino Courthouse	D5010-Electrical Service and Distribution	\$ 120,868	\$ 120,868	\$ -
6,426	Contra Costa	Bray Courts	D5010-Electrical Service and Distribution	\$ 153,310	\$ 131,111	\$ 22,199
6,427	San Francisco	Polk St. Annex	D5010-Electrical Service and Distribution	\$ 166,785	\$ 166,785	\$ -
6,428	San Bernardino	Rancho Cucamonga Courthouse	D5010-Electrical Service and Distribution	\$ 173,551	\$ 173,551	\$ -
6,429	Orange	Central Justice Center	D5010-Electrical Service and Distribution	\$ 188,040	\$ 188,040	\$ -
6,430	Santa Barbara	Santa Maria Courts Bldgs C + D	D5010-Electrical Service and Distribution	\$ 405,208	\$ 221,649	\$ 183,559
6,431	Santa Barbara	Santa Maria Courts Bldgs C + D	D5010-Electrical Service and Distribution	\$ 405,208	\$ 221,649	\$ 183,559
6,432	Sacramento	Carol Miller Justice Center Court Facility	D5010-Electrical Service and Distribution	\$ 258,359	\$ 252,546	\$ 5,813
6,433	Orange	North Justice Center	D5010-Electrical Service and Distribution	\$ 286,164	\$ 258,435	\$ 27,729
6,434	Placer	Historic Courthouse	D5010-Electrical Service and Distribution	\$ 350,370	\$ 269,785	\$ 80,585
6,435	Yolo	Family Support	D5010-Electrical Service and Distribution	\$ 280,853	\$ 280,853	\$ -
6,436	Los Angeles	Eastlake Juvenile Court	D5010-Electrical Service and Distribution	\$ 566,187	\$ 310,157	\$ 256,030
6,437	Riverside	Hall of Justice	D5010-Electrical Service and Distribution	\$ 396,780	\$ 396,780	\$ -
6,438	Santa Barbara	Santa Maria Courts Bldgs C + D	D5010-Electrical Service and Distribution	\$ 405,208	\$ 405,208	\$ -
6,439	Solano	Law And Justice Center	D5010-Electrical Service and Distribution	\$ 3,725,834	\$ 472,063	\$ 3,253,771
6,440	Los Angeles	San Fernando Courthouse	D5010-Electrical Service and Distribution	\$ 515,724	\$ 515,724	\$ -
6,441	Los Angeles	Pasadena Courthouse	D5010-Electrical Service and Distribution	\$ 753,634	\$ 522,645	\$ 230,989
6,442	San Bernardino	Rancho Cucamonga Courthouse	D5010-Electrical Service and Distribution	\$ 640,164	\$ 640,164	\$ -
6,443	San Bernardino	Chino Courthouse	D5010-Electrical Service and Distribution	\$ 642,944	\$ 642,944	\$ -
6,444	Orange	North Justice Center	D5010-Electrical Service and Distribution	\$ 734,048	\$ 662,919	\$ 71,129
6,445	Los Angeles	El Monte Courthouse	D5010-Electrical Service and Distribution	\$ 1,171,864	\$ 681,087	\$ 490,777
6,446	Contra Costa	Bray Courts	D5010-Electrical Service and Distribution	\$ 852,207	\$ 728,807	\$ 123,400
6,447	Los Angeles	Torrance Courthouse	D5010-Electrical Service and Distribution	\$ 957,739	\$ 866,083	\$ 91,656
6,448	Los Angeles	Pasadena Courthouse	D5010-Electrical Service and Distribution	\$ 1,809,161	\$ 1,254,653	\$ 554,508
6,449	Sacramento	Carol Miller Justice Center Court Facility	D5010-Electrical Service and Distribution	\$ 1,386,800	\$ 1,355,597	\$ 31,203
6,450	Los Angeles	Edmund D. Edelman Children's Court	D5010-Electrical Service and Distribution	\$ 2,520,341	\$ 1,763,987	\$ 756,354
6,451	Riverside	Hall of Justice	D5010-Electrical Service and Distribution	\$ 2,111,292	\$ 2,111,292	\$ -
6,452	Los Angeles	San Fernando Courthouse	D5010-Electrical Service and Distribution	\$ 2,792,295	\$ 2,329,053	\$ 463,242
6,453	Riverside	Hall of Justice	D5010-Electrical Service and Distribution	\$ 2,847,513	\$ 2,847,513	\$ -
6,454	San Bernardino	Rancho Cucamonga Courthouse	D5010-Electrical Service and Distribution	\$ 3,405,290	\$ 3,405,290	\$ -
6,455	Orange	Central Justice Center	D5011-High Tension Service and Dist.	\$ 43,100	\$ 43,100	\$ -
6,456	Los Angeles	Stanley Mosk Courthouse	D5011-High Tension Service and Dist.	\$ 94,821	\$ 92,223	\$ 2,598
6,457	Orange	Central Justice Center	D5011-High Tension Service and Dist.	\$ 93,647	\$ 93,647	\$ -
6,458	Orange	Central Justice Center	D5011-High Tension Service and Dist.	\$ 93,647	\$ 93,647	\$ -
6,459	Orange	Central Justice Center	D5011-High Tension Service and Dist.	\$ 96,813	\$ 96,813	\$ -
6,460	Orange	Central Justice Center	D5011-High Tension Service and Dist.	\$ 102,218	\$ 102,218	\$ -



Line #	County	Facility Name	Project System Targeted for Renewal	Project Rough Order of Magnitude	Judicial Branch Share of Cost	County Share of Cost
6,461	Orange	Central Justice Center	D5011-High Tension Service and Dist.	\$ 163,620	\$ 163,620	\$ -
6,462	Los Angeles	Stanley Mosk Courthouse	D5011-High Tension Service and Dist.	\$ 189,642	\$ 184,446	\$ 5,196
6,463	Orange	Central Justice Center	D5011-High Tension Service and Dist.	\$ 239,116	\$ 239,116	\$ -
6,464	Tulare	Visalia Superior Court	D5011-High Tension Service and Dist.	\$ 770,954	\$ 249,249	\$ 521,705
6,465	Orange	Central Justice Center	D5011-High Tension Service and Dist.	\$ 256,466	\$ 256,466	\$ -
6,466	Solano	Hall of Justice	D5011-High Tension Service and Dist.	\$ 426,361	\$ 426,361	\$ -
6,467	Solano	Solano Justice Building	D5011-High Tension Service and Dist.	\$ 426,361	\$ 426,361	\$ -
6,468	San Bernardino	San Bernardino Courthouse - Annex	D5011-High Tension Service and Dist.	\$ 501,975	\$ 480,089	\$ 21,886
6,469	Fresno	Fresno County Courthouse	D5011-High Tension Service and Dist.	\$ 587,715	\$ 563,677	\$ 24,038
6,470	Kern	Bakersfield Justice Bldg.	D5011-High Tension Service and Dist.	\$ 579,821	\$ 579,821	\$ -
6,471	Tulare	Visalia Superior Court	D5011-High Tension Service and Dist.	\$ 649,755	\$ 649,755	\$ -
6,472	Fresno	Fresno County Courthouse	D5011-High Tension Service and Dist.	\$ 655,033	\$ 655,033	\$ -
6,473	Tulare	Visalia Superior Court	D5011-High Tension Service and Dist.	\$ 846,790	\$ 846,790	\$ -
6,474	Santa Clara	Hall of Justice (West)	D5011-High Tension Service and Dist.	\$ 1,024,608	\$ 1,024,608	\$ -
6,475	San Diego	North County Regional Center - North	D5011-High Tension Service and Dist.	\$ 1,053,180	\$ 1,053,180	\$ -
6,476	Los Angeles	Stanley Mosk Courthouse	D5011-High Tension Service and Dist.	\$ 1,137,851	\$ 1,106,674	\$ 31,177
6,477	Ventura	Hall of Justice	D5011-High Tension Service and Dist.	\$ 1,600,966	\$ 1,600,966	\$ -
6,478	Los Angeles	Hall of Records	D5012-Low Tension Service and Dist.	\$ 5,660	\$ 599	\$ 5,061
6,479	Los Angeles	Los Padrinos Juvenile Court	D5012-Low Tension Service and Dist.	\$ 6,175	\$ 1,811	\$ 4,364
6,480	Orange	Central Justice Center Annex	D5012-Low Tension Service and Dist.	\$ 24,200	\$ 1,924	\$ 22,276
6,481	Los Angeles	Los Padrinos Juvenile Court	D5012-Low Tension Service and Dist.	\$ 13,960	\$ 4,093	\$ 9,867
6,482	Los Angeles	Los Padrinos Juvenile Court	D5012-Low Tension Service and Dist.	\$ 14,743	\$ 4,323	\$ 10,420
6,483	Los Angeles	Los Padrinos Juvenile Court	D5012-Low Tension Service and Dist.	\$ 17,408	\$ 5,104	\$ 12,304
6,484	Los Angeles	Los Padrinos Juvenile Court	D5012-Low Tension Service and Dist.	\$ 17,482	\$ 5,126	\$ 12,356
6,485	Los Angeles	Hall of Records	D5012-Low Tension Service and Dist.	\$ 52,195	\$ 5,527	\$ 46,668
6,486	Los Angeles	Sylmar Juvenile Court	D5012-Low Tension Service and Dist.	\$ 16,712	\$ 5,734	\$ 10,978
6,487	San Diego	Department 9 Trailer	D5012-Low Tension Service and Dist.	\$ 10,638	\$ 7,938	\$ 2,700
6,488	Los Angeles	Inglewood Juvenile Court	D5012-Low Tension Service and Dist.	\$ 8,896	\$ 8,896	\$ -
6,489	Riverside	Riverside Juvenile Justice Trailers	D5012-Low Tension Service and Dist.	\$ 10,406	\$ 10,406	\$ -
6,490	San Diego	Department 10 Trailer	D5012-Low Tension Service and Dist.	\$ 10,638	\$ 10,638	\$ -
6,491	San Diego	Kearny Mesa Traffic Court KM3 Trailer	D5012-Low Tension Service and Dist.	\$ 10,638	\$ 10,638	\$ -
6,492	San Diego	Kearny Mesa Traffic Court KM4 Trailer	D5012-Low Tension Service and Dist.	\$ 10,638	\$ 10,638	\$ -
6,493	San Diego	Kearny Mesa Traffic Court KM5 & KM6 Trailer	D5012-Low Tension Service and Dist.	\$ 10,638	\$ 10,638	\$ -
6,494	San Diego	Trailer - Dept 34	D5012-Low Tension Service and Dist.	\$ 10,638	\$ 10,638	\$ -
6,495	San Diego	Trailer - Dept 35	D5012-Low Tension Service and Dist.	\$ 10,638	\$ 10,638	\$ -



Line #	County	Facility Name	Project System Targeted for Renewal	Project Rough Order of Magnitude	Judicial Branch Share of Cost	County Share of Cost
6,496	San Diego	Trailer - Family Support	D5012-Low Tension Service and Dist.	\$ 10,638	\$ 10,638	\$ -
6,497	San Diego	Trailer - Storage A	D5012-Low Tension Service and Dist.	\$ 10,638	\$ 10,638	\$ -
6,498	Los Angeles	Whittier Courthouse	D5012-Low Tension Service and Dist.	\$ 10,725	\$ 10,725	\$ -
6,499	Los Angeles	Los Padrinos Juvenile Court	D5012-Low Tension Service and Dist.	\$ 42,904	\$ 12,579	\$ 30,325
6,500	Los Angeles	Van Nuys Courthouse West	D5012-Low Tension Service and Dist.	\$ 18,270	\$ 14,704	\$ 3,566
6,501	Los Angeles	Van Nuys Courthouse West	D5012-Low Tension Service and Dist.	\$ 18,270	\$ 14,704	\$ 3,566
6,502	Los Angeles	Van Nuys Courthouse West	D5012-Low Tension Service and Dist.	\$ 18,270	\$ 14,704	\$ 3,566
6,503	Los Angeles	Van Nuys Courthouse West	D5012-Low Tension Service and Dist.	\$ 18,270	\$ 14,704	\$ 3,566
6,504	Los Angeles	Van Nuys Courthouse West	D5012-Low Tension Service and Dist.	\$ 18,270	\$ 14,704	\$ 3,566
6,505	Los Angeles	Van Nuys Courthouse West	D5012-Low Tension Service and Dist.	\$ 18,270	\$ 14,704	\$ 3,566
6,506	Los Angeles	Van Nuys Courthouse West	D5012-Low Tension Service and Dist.	\$ 18,270	\$ 14,704	\$ 3,566
6,507	Los Angeles	Parking Structure Lot 59- Whittier Admin CTR	D5012-Low Tension Service and Dist.	\$ 14,863	\$ 14,863	\$ -
6,508	Los Angeles	Burbank Courthouse	D5012-Low Tension Service and Dist.	\$ 16,491	\$ 14,967	\$ 1,524
6,509	Los Angeles	Hollywood Courthouse	D5012-Low Tension Service and Dist.	\$ 16,491	\$ 15,022	\$ 1,469
6,510	San Luis Obispo	1070 Palm St.	D5012-Low Tension Service and Dist.	\$ 15,798	\$ 15,798	\$ -
6,511	Los Angeles	Van Nuys Courthouse West	D5012-Low Tension Service and Dist.	\$ 21,474	\$ 17,282	\$ 4,192
6,512	Los Angeles	Sylmar Juvenile Court	D5012-Low Tension Service and Dist.	\$ 51,556	\$ 17,689	\$ 33,867
6,513	El Dorado	Bldg. C	D5012-Low Tension Service and Dist.	\$ 86,611	\$ 17,928	\$ 68,683
6,514	Contra Costa	Jail Annex	D5012-Low Tension Service and Dist.	\$ 19,863	\$ 19,863	\$ -
6,515	Kings	Avenal Court	D5012-Low Tension Service and Dist.	\$ 21,178	\$ 21,178	\$ -
6,516	Kings	Avenal Court	D5012-Low Tension Service and Dist.	\$ 21,403	\$ 21,403	\$ -
6,517	San Luis Obispo	Grover Beach Branch	D5012-Low Tension Service and Dist.	\$ 22,490	\$ 22,490	\$ -
6,518	San Diego	North County Regional Center - North	D5012-Low Tension Service and Dist.	\$ 23,695	\$ 23,695	\$ -
6,519	El Dorado	Bldg. C	D5012-Low Tension Service and Dist.	\$ 114,956	\$ 23,796	\$ 91,160
6,520	San Luis Obispo	Grover Beach Branch	D5012-Low Tension Service and Dist.	\$ 24,648	\$ 24,648	\$ -
6,521	El Dorado	Cameron Park	D5012-Low Tension Service and Dist.	\$ 27,663	\$ 27,663	\$ -
6,522	Los Angeles	Inglewood Juvenile Court	D5012-Low Tension Service and Dist.	\$ 29,057	\$ 29,057	\$ -
6,523	Los Angeles	Whittier Courthouse	D5012-Low Tension Service and Dist.	\$ 29,133	\$ 29,133	\$ -
6,524	Tulare	Visalia Superior Court	D5012-Low Tension Service and Dist.	\$ 90,369	\$ 29,216	\$ 61,153
6,525	Los Angeles	Van Nuys Courthouse West	D5012-Low Tension Service and Dist.	\$ 36,838	\$ 29,647	\$ 7,191
6,526	Los Angeles	Glendale Courthouse	D5012-Low Tension Service and Dist.	\$ 33,922	\$ 30,713	\$ 3,209
6,527	Los Angeles	Van Nuys Courthouse West	D5012-Low Tension Service and Dist.	\$ 41,941	\$ 33,754	\$ 8,187
6,528	El Dorado	Cameron Park	D5012-Low Tension Service and Dist.	\$ 35,208	\$ 35,208	\$ -
6,529	El Dorado	Bldg. C	D5012-Low Tension Service and Dist.	\$ 170,750	\$ 35,345	\$ 135,405
6,530	Los Angeles	Van Nuys Courthouse East	D5012-Low Tension Service and Dist.	\$ 41,477	\$ 37,221	\$ 4,256



Line #	County	Facility Name	Project System Targeted for Renewal	Project Rough Order of Magnitude	Judicial Branch Share of Cost	County Share of Cost
6,531	Kings	Corcoran Court	D5012-Low Tension Service and Dist.	\$ 42,639	\$ 37,352	\$ 5,287
6,532	Contra Costa	Concord Courthouse	D5012-Low Tension Service and Dist.	\$ 38,512	\$ 38,512	\$ -
6,533	Los Angeles	Malibu Courthouse	D5012-Low Tension Service and Dist.	\$ 102,237	\$ 38,830	\$ 63,407
6,534	Imperial	Imperial County Courthouse	D5012-Low Tension Service and Dist.	\$ 38,877	\$ 38,877	\$ -
6,535	Imperial	Imperial County Courthouse	D5012-Low Tension Service and Dist.	\$ 38,877	\$ 38,877	\$ -
6,536	Nevada	Nevada City Courthouse	D5012-Low Tension Service and Dist.	\$ 59,637	\$ 39,062	\$ 20,575
6,537	Los Angeles	Van Nuys Courthouse West	D5012-Low Tension Service and Dist.	\$ 50,414	\$ 40,573	\$ 9,841
6,538	Los Angeles	Parking Structure Lot 59- Whittier Admin CTR	D5012-Low Tension Service and Dist.	\$ 42,467	\$ 42,467	\$ -
6,539	Los Angeles	Alfred J. McCourtney Juvenile Justice Center	D5012-Low Tension Service and Dist.	\$ 61,573	\$ 42,516	\$ 19,057
6,540	Nevada	Nevada City Courthouse	D5012-Low Tension Service and Dist.	\$ 67,485	\$ 44,203	\$ 23,282
6,541	Los Angeles	Van Nuys Courthouse West	D5012-Low Tension Service and Dist.	\$ 55,291	\$ 44,498	\$ 10,793
6,542	Los Angeles	Van Nuys Courthouse West	D5012-Low Tension Service and Dist.	\$ 55,806	\$ 44,913	\$ 10,893
6,543	Los Angeles	Van Nuys Courthouse West	D5012-Low Tension Service and Dist.	\$ 55,879	\$ 44,971	\$ 10,908
6,544	Stanislaus	Hall of Records	D5012-Low Tension Service and Dist.	\$ 97,484	\$ 45,593	\$ 51,891
6,545	Solano	Solano Justice Building	D5012-Low Tension Service and Dist.	\$ 47,214	\$ 47,214	\$ -
6,546	Tulare	Visalia Superior Court	D5012-Low Tension Service and Dist.	\$ 152,829	\$ 49,410	\$ 103,419
6,547	Imperial	Imperial County Courthouse	D5012-Low Tension Service and Dist.	\$ 49,484	\$ 49,484	\$ -
6,548	Kern	Taft Courts Bldg.	D5012-Low Tension Service and Dist.	\$ 49,794	\$ 49,794	\$ -
6,549	Tulare	Visalia Superior Court	D5012-Low Tension Service and Dist.	\$ 155,093	\$ 50,142	\$ 104,951
6,550	Siskiyou	Siskiyou County Courthouse	D5012-Low Tension Service and Dist.	\$ 149,475	\$ 50,268	\$ 99,207
6,551	Los Angeles	Santa Clarita Courthouse	D5012-Low Tension Service and Dist.	\$ 58,301	\$ 51,532	\$ 6,769
6,552	Nevada	Nevada City Courthouse Annex	D5012-Low Tension Service and Dist.	\$ 122,504	\$ 52,321	\$ 70,183
6,553	Los Angeles	Glendale Courthouse	D5012-Low Tension Service and Dist.	\$ 58,247	\$ 52,737	\$ 5,510
6,554	Nevada	Nevada City Courthouse	D5012-Low Tension Service and Dist.	\$ 80,811	\$ 52,931	\$ 27,880
6,555	Kern	Delano/North Kern Court	D5012-Low Tension Service and Dist.	\$ 68,869	\$ 55,536	\$ 13,333
6,556	Del Norte	Del Norte County Superior Court	D5012-Low Tension Service and Dist.	\$ 91,002	\$ 55,757	\$ 35,245
6,557	El Dorado	Johnson Bldg.	D5012-Low Tension Service and Dist.	\$ 56,364	\$ 56,364	\$ -
6,558	Los Angeles	Pomona Courthouse North	D5012-Low Tension Service and Dist.	\$ 56,499	\$ 56,499	\$ -
6,559	Los Angeles	Santa Monica Courthouse	D5012-Low Tension Service and Dist.	\$ 72,175	\$ 56,650	\$ 15,525
6,560	San Bernardino	Victorville Courthouse-Dept. N-1	D5012-Low Tension Service and Dist.	\$ 88,857	\$ 57,091	\$ 31,766
6,561	Los Angeles	Beverly Hills Courthouse	D5012-Low Tension Service and Dist.	\$ 72,175	\$ 57,394	\$ 14,781
6,562	Kern	Taft Courts Bldg.	D5012-Low Tension Service and Dist.	\$ 57,906	\$ 57,906	\$ -
6,563	Contra Costa	Concord Courthouse	D5012-Low Tension Service and Dist.	\$ 58,596	\$ 58,596	\$ -
6,564	San Bernardino	San Bernardino Courthouse - Annex	D5012-Low Tension Service and Dist.	\$ 58,730	\$ 58,730	\$ -



Line #	County	Facility Name	Project System Targeted for Renewal	Project Rough Order of Magnitude	Judicial Branch Share of Cost	County Share of Cost
6,565	Los Angeles	Monrovia Training Center	D5012-Low Tension Service and Dist.	\$ 83,778	\$ 58,888	\$ 24,890
6,566	Orange	Civil Complex Center ("CXC")	D5012-Low Tension Service and Dist.	\$ 61,312	\$ 61,312	\$ -
6,567	San Luis Obispo	Courthouse Annex	D5012-Low Tension Service and Dist.	\$ 65,587	\$ 65,587	\$ -
6,568	San Luis Obispo	Courthouse Annex	D5012-Low Tension Service and Dist.	\$ 65,587	\$ 65,587	\$ -
6,569	Fresno	B.F. Sisk Courthouse	D5012-Low Tension Service and Dist.	\$ 66,128	\$ 66,128	\$ -
6,570	San Bernardino	Joshua Tree Courthouse	D5012-Low Tension Service and Dist.	\$ 66,168	\$ 66,168	\$ -
6,571	Kern	Shafter/Wasco Courts Bldg.	D5012-Low Tension Service and Dist.	\$ 74,630	\$ 67,130	\$ 7,500
6,572	Alameda	George E. McDonald Hall of Justice	D5012-Low Tension Service and Dist.	\$ 70,318	\$ 70,318	\$ -
6,573	Kern	Bakersfield Juvenile Center	D5012-Low Tension Service and Dist.	\$ 108,644	\$ 72,531	\$ 36,113
6,574	Riverside	Corona	D5012-Low Tension Service and Dist.	\$ 73,234	\$ 73,234	\$ -
6,575	San Diego	North County Regional Center - North	D5012-Low Tension Service and Dist.	\$ 76,206	\$ 76,206	\$ -
6,576	Los Angeles	Glendale Courthouse	D5012-Low Tension Service and Dist.	\$ 85,347	\$ 77,273	\$ 8,074
6,577	Nevada	Nevada City Courthouse Annex	D5012-Low Tension Service and Dist.	\$ 181,567	\$ 77,547	\$ 104,020
6,578	El Dorado	Bldg. C	D5012-Low Tension Service and Dist.	\$ 374,945	\$ 77,614	\$ 297,331
6,579	San Luis Obispo	Courthouse Annex	D5012-Low Tension Service and Dist.	\$ 78,717	\$ 78,717	\$ -
6,580	Tulare	Tulare Division	D5012-Low Tension Service and Dist.	\$ 79,590	\$ 79,590	\$ -
6,581	Imperial	Imperial County Courthouse	D5012-Low Tension Service and Dist.	\$ 80,598	\$ 80,598	\$ -
6,582	Sonoma	Main Adult Detention Facility	D5012-Low Tension Service and Dist.	\$ 1,992,069	\$ 81,675	\$ 1,910,394
6,583	Los Angeles	Hollywood Courthouse	D5012-Low Tension Service and Dist.	\$ 91,331	\$ 83,193	\$ 8,138
6,584	Riverside	Palm Springs Courts	D5012-Low Tension Service and Dist.	\$ 89,349	\$ 89,349	\$ -
6,585	Los Angeles	Van Nuys Courthouse East	D5012-Low Tension Service and Dist.	\$ 100,205	\$ 89,924	\$ 10,281
6,586	San Bernardino	Victorville Courthouse-Dept. N-1	D5012-Low Tension Service and Dist.	\$ 90,041	\$ 90,041	\$ -
6,587	San Diego	South County Regional Center	D5012-Low Tension Service and Dist.	\$ 92,234	\$ 92,234	\$ -
6,588	Los Angeles	Alhambra Courthouse	D5012-Low Tension Service and Dist.	\$ 113,358	\$ 97,488	\$ 15,870
6,589	San Mateo	Northern Branch Courthouse	D5012-Low Tension Service and Dist.	\$ 100,982	\$ 100,982	\$ -
6,590	Contra Costa	Walnut Creek Courthouse	D5012-Low Tension Service and Dist.	\$ 101,026	\$ 101,026	\$ -
6,591	Los Angeles	Bellflower Courthouse	D5012-Low Tension Service and Dist.	\$ 131,034	\$ 102,128	\$ 28,906
6,592	Los Angeles	Central Arraignment Courts	D5012-Low Tension Service and Dist.	\$ 114,913	\$ 103,686	\$ 11,227
6,593	Kern	Arvin/ Lamont Branch	D5012-Low Tension Service and Dist.	\$ 171,716	\$ 104,592	\$ 67,124
6,594	Del Norte	Del Norte County Superior Court	D5012-Low Tension Service and Dist.	\$ 173,179	\$ 106,107	\$ 67,072
6,595	Los Angeles	El Monte Courthouse	D5012-Low Tension Service and Dist.	\$ 183,262	\$ 106,512	\$ 76,750
6,596	Los Angeles	Burbank Courthouse	D5012-Low Tension Service and Dist.	\$ 117,632	\$ 106,763	\$ 10,869
6,597	Ventura	East County Courthouse	D5012-Low Tension Service and Dist.	\$ 173,895	\$ 107,380	\$ 66,515
6,598	Los Angeles	Beverly Hills Courthouse	D5012-Low Tension Service and Dist.	\$ 136,270	\$ 108,362	\$ 27,908
6,599	Kern	Delano/North Kern Court	D5012-Low Tension Service and Dist.	\$ 135,115	\$ 108,957	\$ 26,158
6,600	Tulare	Tulare Division	D5012-Low Tension Service and Dist.	\$ 109,161	\$ 109,161	\$ -



Line #	County	Facility Name	Project System Targeted for Renewal	Project Rough Order of Magnitude	Judicial Branch Share of Cost	County Share of Cost
6,601	Riverside	Corona	D5012-Low Tension Service and Dist.	\$ 110,690	\$ 110,690	\$ -
6,602	Contra Costa	Jail Annex	D5012-Low Tension Service and Dist.	\$ 111,090	\$ 111,090	\$ -
6,603	Nevada	Nevada City Courthouse Annex	D5012-Low Tension Service and Dist.	\$ 261,962	\$ 111,884	\$ 150,078
6,604	Riverside	Riverside Juvenile Court	D5012-Low Tension Service and Dist.	\$ 112,183	\$ 112,183	\$ -
6,605	Imperial	Imperial County Courthouse	D5012-Low Tension Service and Dist.	\$ 114,174	\$ 114,174	\$ -
6,606	Riverside	Blythe Courthouse - Superior Court	D5012-Low Tension Service and Dist.	\$ 114,841	\$ 114,841	\$ -
6,607	Los Angeles	Whittier Courthouse	D5012-Low Tension Service and Dist.	\$ 117,375	\$ 117,375	\$ -
6,608	Kern	Arvin/ Lamont Branch	D5012-Low Tension Service and Dist.	\$ 194,467	\$ 118,450	\$ 76,017
6,609	Merced	Old Court	D5012-Low Tension Service and Dist.	\$ 118,992	\$ 118,992	\$ -
6,610	San Diego	Juvenile Court	D5012-Low Tension Service and Dist.	\$ 120,357	\$ 120,357	\$ -
6,611	El Dorado	Johnson Bldg.	D5012-Low Tension Service and Dist.	\$ 120,786	\$ 120,786	\$ -
6,612	Los Angeles	Inglewood Juvenile Court	D5012-Low Tension Service and Dist.	\$ 121,353	\$ 121,353	\$ -
6,613	San Bernardino	Victorville Courthouse-Dept. N-1	D5012-Low Tension Service and Dist.	\$ 121,389	\$ 121,389	\$ -
6,614	Los Angeles	Pomona Courthouse South	D5012-Low Tension Service and Dist.	\$ 123,001	\$ 123,001	\$ -
6,615	Orange	West Justice Center	D5012-Low Tension Service and Dist.	\$ 125,853	\$ 125,853	\$ -
6,616	Los Angeles	Santa Monica Courthouse	D5012-Low Tension Service and Dist.	\$ 161,428	\$ 126,705	\$ 34,723
6,617	San Bernardino	Victorville Courthouse-Dept. N-1	D5012-Low Tension Service and Dist.	\$ 200,796	\$ 129,011	\$ 71,785
6,618	Los Angeles	Whittier Courthouse	D5012-Low Tension Service and Dist.	\$ 132,987	\$ 132,987	\$ -
6,619	Siskiyou	Siskiyou County Courthouse	D5012-Low Tension Service and Dist.	\$ 398,168	\$ 133,904	\$ 264,264
6,620	Los Angeles	Santa Clarita Courthouse	D5012-Low Tension Service and Dist.	\$ 151,571	\$ 133,974	\$ 17,597
6,621	Los Angeles	Torrance Courthouse	D5012-Low Tension Service and Dist.	\$ 149,318	\$ 135,028	\$ 14,290
6,622	Riverside	Corona	D5012-Low Tension Service and Dist.	\$ 135,997	\$ 135,997	\$ -
6,623	Los Angeles	Bellflower Courthouse	D5012-Low Tension Service and Dist.	\$ 175,039	\$ 136,425	\$ 38,614
6,624	Los Angeles	Alfred J. McCourtney Juvenile Justice Center	D5012-Low Tension Service and Dist.	\$ 198,703	\$ 137,204	\$ 61,499
6,625	Riverside	Palm Springs Courts	D5012-Low Tension Service and Dist.	\$ 139,335	\$ 139,335	\$ -
6,626	Solano	Solano Justice Building	D5012-Low Tension Service and Dist.	\$ 143,270	\$ 143,270	\$ -
6,627	El Dorado	Johnson Bldg.	D5012-Low Tension Service and Dist.	\$ 145,888	\$ 145,888	\$ -
6,628	San Diego	North County Regional Center - North	D5012-Low Tension Service and Dist.	\$ 146,311	\$ 146,311	\$ -
6,629	Riverside	Corona	D5012-Low Tension Service and Dist.	\$ 146,747	\$ 146,747	\$ -
6,630	Los Angeles	Pasadena Courthouse	D5012-Low Tension Service and Dist.	\$ 213,799	\$ 148,270	\$ 65,529
6,631	Tulare	Visalia Superior Court	D5012-Low Tension Service and Dist.	\$ 463,661	\$ 149,902	\$ 313,759
6,632	Tulare	Visalia Superior Court	D5012-Low Tension Service and Dist.	\$ 463,661	\$ 149,902	\$ 313,759
6,633	Merced	Old Court	D5012-Low Tension Service and Dist.	\$ 151,495	\$ 151,495	\$ -
6,634	Orange	North Justice Center	D5012-Low Tension Service and Dist.	\$ 168,141	\$ 151,848	\$ 16,293
6,635	Kern	Shafter/Wasco Courts Bldg.	D5012-Low Tension Service and Dist.	\$ 170,151	\$ 153,051	\$ 17,100



Line #	County	Facility Name	Project System Targeted for Renewal	Project Rough Order of Magnitude	Judicial Branch Share of Cost	County Share of Cost
6,636	Los Angeles	East Los Angeles Courthouse	D5012-Low Tension Service and Dist.	\$ 201,482	\$ 156,592	\$ 44,890
6,637	Fresno	Fresno County Courthouse	D5012-Low Tension Service and Dist.	\$ 160,122	\$ 160,122	\$ -
6,638	Los Angeles	Van Nuys Courthouse West	D5012-Low Tension Service and Dist.	\$ 199,217	\$ 160,330	\$ 38,887
6,639	Riverside	Palm Springs Courts	D5012-Low Tension Service and Dist.	\$ 165,932	\$ 165,932	\$ -
6,640	Los Angeles	Metropolitan Courthouse	D5012-Low Tension Service and Dist.	\$ 176,000	\$ 166,390	\$ 9,610
6,641	Contra Costa	George D. Carroll Courthouse	D5012-Low Tension Service and Dist.	\$ 166,620	\$ 166,620	\$ -
6,642	Contra Costa	Wakefield Taylor Courthouse	D5012-Low Tension Service and Dist.	\$ 166,620	\$ 166,620	\$ -
6,643	Los Angeles	Inglewood Courthouse	D5012-Low Tension Service and Dist.	\$ 223,487	\$ 166,632	\$ 56,855
6,644	Los Angeles	Inglewood Courthouse	D5012-Low Tension Service and Dist.	\$ 223,487	\$ 166,632	\$ 56,855
6,645	Contra Costa	Walnut Creek Courthouse	D5012-Low Tension Service and Dist.	\$ 167,317	\$ 167,317	\$ -
6,646	Santa Clara	Santa Clara Courthouse	D5012-Low Tension Service and Dist.	\$ 167,751	\$ 167,751	\$ -
6,647	San Mateo	Northern Branch Courthouse	D5012-Low Tension Service and Dist.	\$ 168,206	\$ 168,206	\$ -
6,648	Solano	Solano Justice Building	D5012-Low Tension Service and Dist.	\$ 171,686	\$ 171,686	\$ -
6,649	San Diego	Kearny Mesa Court	D5012-Low Tension Service and Dist.	\$ 176,186	\$ 176,186	\$ -
6,650	San Mateo	Northern Branch Courthouse	D5012-Low Tension Service and Dist.	\$ 177,896	\$ 177,896	\$ -
6,651	Los Angeles	Pomona Courthouse South	D5012-Low Tension Service and Dist.	\$ 195,625	\$ 178,293	\$ 17,332
6,652	Los Angeles	Alhambra Courthouse	D5012-Low Tension Service and Dist.	\$ 207,662	\$ 178,589	\$ 29,073
6,653	Los Angeles	Central Arraignment Courts	D5012-Low Tension Service and Dist.	\$ 198,045	\$ 178,696	\$ 19,349
6,654	San Bernardino	Fontana Courthouse	D5012-Low Tension Service and Dist.	\$ 182,515	\$ 182,515	\$ -
6,655	San Diego	South County Regional Center	D5012-Low Tension Service and Dist.	\$ 184,068	\$ 184,068	\$ -
6,656	Los Angeles	Downey Courthouse	D5012-Low Tension Service and Dist.	\$ 221,470	\$ 185,370	\$ 36,100
6,657	San Diego	South County Regional Center	D5012-Low Tension Service and Dist.	\$ 189,044	\$ 189,044	\$ -
6,658	Tulare	Visalia Superior Court	D5012-Low Tension Service and Dist.	\$ 190,435	\$ 190,435	\$ -
6,659	San Luis Obispo	Courthouse Annex	D5012-Low Tension Service and Dist.	\$ 190,872	\$ 190,872	\$ -
6,660	Los Angeles	Pomona Courthouse North	D5012-Low Tension Service and Dist.	\$ 191,518	\$ 191,518	\$ -
6,661	Los Angeles	Van Nuys Courthouse East	D5012-Low Tension Service and Dist.	\$ 214,567	\$ 192,552	\$ 22,015
6,662	Alameda	George E. McDonald Hall of Justice	D5012-Low Tension Service and Dist.	\$ 194,662	\$ 194,662	\$ -
6,663	Los Angeles	Hollywood Courthouse	D5012-Low Tension Service and Dist.	\$ 217,565	\$ 198,180	\$ 19,385
6,664	Napa	Historic Courthouse	D5012-Low Tension Service and Dist.	\$ 198,669	\$ 198,669	\$ -
6,665	Los Angeles	Pomona Courthouse North	D5012-Low Tension Service and Dist.	\$ 207,990	\$ 200,190	\$ 7,800
6,666	Los Angeles	Central Arraignment Courts	D5012-Low Tension Service and Dist.	\$ 221,873	\$ 200,196	\$ 21,677
6,667	San Bernardino	Fontana Courthouse	D5012-Low Tension Service and Dist.	\$ 200,796	\$ 200,796	\$ -
6,668	Los Angeles	Clara Shortridge Foltz Criminal Justice Center	D5012-Low Tension Service and Dist.	\$ 293,697	\$ 202,034	\$ 91,663
6,669	Los Angeles	Metropolitan Courthouse	D5012-Low Tension Service and Dist.	\$ 213,740	\$ 202,070	\$ 11,670
6,670	Los Angeles	Whittier Courthouse	D5012-Low Tension Service and Dist.	\$ 208,372	\$ 208,372	\$ -



Line #	County	Facility Name	Project System Targeted for Renewal	Project Rough Order of Magnitude	Judicial Branch Share of Cost	County Share of Cost
6,671	Napa	Historic Courthouse	D5012-Low Tension Service and Dist.	\$ 224,723	\$ 211,217	\$ 13,506
6,672	Orange	Civil Complex Center ("CXC")	D5012-Low Tension Service and Dist.	\$ 211,604	\$ 211,604	\$ -
6,673	Los Angeles	Norwalk Courthouse	D5012-Low Tension Service and Dist.	\$ 249,333	\$ 212,008	\$ 37,325
6,674	Los Angeles	Van Nuys Courthouse West	D5012-Low Tension Service and Dist.	\$ 269,225	\$ 216,672	\$ 52,553
6,675	Ventura	East County Courthouse	D5012-Low Tension Service and Dist.	\$ 370,074	\$ 228,521	\$ 141,553
6,676	San Bernardino	Victorville Courthouse-Dept. N-1	D5012-Low Tension Service and Dist.	\$ 364,469	\$ 234,171	\$ 130,298
6,677	Orange	Harbor Justice Center-Newport Beach Facility	D5012-Low Tension Service and Dist.	\$ 236,537	\$ 236,537	\$ -
6,678	Riverside	Riverside Juvenile Court	D5012-Low Tension Service and Dist.	\$ 481,573	\$ 237,608	\$ 243,965
6,679	Santa Barbara	Santa Barbara County Courthouse	D5012-Low Tension Service and Dist.	\$ 239,103	\$ 239,103	\$ -
6,680	Ventura	East County Courthouse	D5012-Low Tension Service and Dist.	\$ 389,120	\$ 240,282	\$ 148,838
6,681	Humboldt	Humboldt County Courthouse (Eureka)	D5012-Low Tension Service and Dist.	\$ 243,440	\$ 243,440	\$ -
6,682	Santa Clara	Downtown Superior Court	D5012-Low Tension Service and Dist.	\$ 249,529	\$ 249,529	\$ -
6,683	Kern	Bakersfield Justice Bldg.	D5012-Low Tension Service and Dist.	\$ 253,783	\$ 253,783	\$ -
6,684	Los Angeles	East Los Angeles Courthouse	D5012-Low Tension Service and Dist.	\$ 332,058	\$ 258,075	\$ 73,983
6,685	San Diego	South County Regional Center	D5012-Low Tension Service and Dist.	\$ 259,617	\$ 259,617	\$ -
6,686	Butte	Butte County Courthouse	D5012-Low Tension Service and Dist.	\$ 260,492	\$ 260,492	\$ -
6,687	San Bernardino	Barstow Courthouse	D5012-Low Tension Service and Dist.	\$ 261,862	\$ 261,862	\$ -
6,688	Los Angeles	Clara Shortridge Foltz Criminal Justice Center	D5012-Low Tension Service and Dist.	\$ 383,659	\$ 263,919	\$ 119,740
6,689	Ventura	East County Courthouse	D5012-Low Tension Service and Dist.	\$ 439,994	\$ 271,696	\$ 168,298
6,690	San Diego	North County Regional Center - North	D5012-Low Tension Service and Dist.	\$ 273,372	\$ 273,372	\$ -
6,691	San Diego	South County Regional Center	D5012-Low Tension Service and Dist.	\$ 273,372	\$ 273,372	\$ -
6,692	Los Angeles	Alhambra Courthouse	D5012-Low Tension Service and Dist.	\$ 318,580	\$ 273,979	\$ 44,601
6,693	San Bernardino	Joshua Tree Courthouse	D5012-Low Tension Service and Dist.	\$ 277,658	\$ 277,658	\$ -
6,694	Santa Clara	Santa Clara Courthouse	D5012-Low Tension Service and Dist.	\$ 278,387	\$ 278,387	\$ -
6,695	Santa Barbara	Santa Barbara County Courthouse	D5012-Low Tension Service and Dist.	\$ 283,696	\$ 283,696	\$ -
6,696	Alameda	Wiley W. Manuel Courthouse	D5012-Low Tension Service and Dist.	\$ 294,126	\$ 294,126	\$ -
6,697	San Bernardino	San Bernardino Courthouse - Annex	D5012-Low Tension Service and Dist.	\$ 295,005	\$ 295,005	\$ -
6,698	San Luis Obispo	Courthouse Annex	D5012-Low Tension Service and Dist.	\$ 295,211	\$ 295,211	\$ -
6,699	Solano	Hall of Justice	D5012-Low Tension Service and Dist.	\$ 306,107	\$ 306,107	\$ -
6,700	San Luis Obispo	Courthouse Annex	D5012-Low Tension Service and Dist.	\$ 320,369	\$ 320,369	\$ -
6,701	Kern	Bakersfield Superior Court	D5012-Low Tension Service and Dist.	\$ 343,588	\$ 343,588	\$ -
6,702	Los Angeles	Downey Courthouse	D5012-Low Tension Service and Dist.	\$ 419,371	\$ 351,014	\$ 68,357
6,703	Orange	Betty Lou Lamoreaux Justice Center	D5012-Low Tension Service and Dist.	\$ 460,294	\$ 368,005	\$ 92,289
6,704	Fresno	B.F. Sisk Courthouse	D5012-Low Tension Service and Dist.	\$ 375,830	\$ 375,830	\$ -



Line #	County	Facility Name	Project System Targeted for Renewal	Project Rough Order of Magnitude	Judicial Branch Share of Cost	County Share of Cost
6,705	Kern	Bakersfield Superior Court	D5012-Low Tension Service and Dist.	\$ 394,309	\$ 394,309	\$ -
6,706	Sacramento	Gordon Schaber Sacramento Superior Court	D5012-Low Tension Service and Dist.	\$ 394,547	\$ 394,547	\$ -
6,707	Kern	Bakersfield Juvenile Center	D5012-Low Tension Service and Dist.	\$ 602,643	\$ 402,324	\$ 200,319
6,708	Alameda	Fremont Hall of Justice	D5012-Low Tension Service and Dist.	\$ 406,503	\$ 406,503	\$ -
6,709	Los Angeles	Norwalk Courthouse	D5012-Low Tension Service and Dist.	\$ 484,584	\$ 412,042	\$ 72,542
6,710	Imperial	Imperial County Courthouse	D5012-Low Tension Service and Dist.	\$ 417,732	\$ 417,732	\$ -
6,711	Santa Barbara	Santa Barbara County Courthouse	D5012-Low Tension Service and Dist.	\$ 424,675	\$ 424,675	\$ -
6,712	Los Angeles	Stanley Mosk Courthouse	D5012-Low Tension Service and Dist.	\$ 484,875	\$ 471,589	\$ 13,286
6,713	Los Angeles	Pomona Courthouse South	D5012-Low Tension Service and Dist.	\$ 475,020	\$ 475,020	\$ -
6,714	Los Angeles	Stanley Mosk Courthouse	D5012-Low Tension Service and Dist.	\$ 503,446	\$ 489,652	\$ 13,794
6,715	Los Angeles	Clara Shortridge Foltz Criminal Justice Center	D5012-Low Tension Service and Dist.	\$ 725,497	\$ 499,069	\$ 226,428
6,716	Los Angeles	East Los Angeles Courthouse	D5012-Low Tension Service and Dist.	\$ 645,080	\$ 501,356	\$ 143,724
6,717	Humboldt	Humboldt County Courthouse (Eureka)	D5012-Low Tension Service and Dist.	\$ 518,574	\$ 518,574	\$ -
6,718	Tulare	Visalia Superior Court	D5012-Low Tension Service and Dist.	\$ 518,779	\$ 518,779	\$ -
6,719	Los Angeles	Santa Monica Courthouse	D5012-Low Tension Service and Dist.	\$ 679,083	\$ 533,012	\$ 146,071
6,720	San Diego	Kearny Mesa Court	D5012-Low Tension Service and Dist.	\$ 533,792	\$ 533,792	\$ -
6,721	Los Angeles	Van Nuys Courthouse East	D5012-Low Tension Service and Dist.	\$ 603,224	\$ 541,333	\$ 61,891
6,722	Los Angeles	Central Arraignment Courts	D5012-Low Tension Service and Dist.	\$ 604,721	\$ 545,640	\$ 59,081
6,723	Alameda	Wiley W. Manuel Courthouse	D5012-Low Tension Service and Dist.	\$ 574,153	\$ 574,153	\$ -
6,724	Alameda	Hayward Hall of Justice	D5012-Low Tension Service and Dist.	\$ 578,033	\$ 578,033	\$ -
6,725	Sacramento	Gordon Schaber Sacramento Superior Court	D5012-Low Tension Service and Dist.	\$ 593,629	\$ 593,629	\$ -
6,726	Orange	West Justice Center	D5012-Low Tension Service and Dist.	\$ 613,575	\$ 613,575	\$ -
6,727	Alameda	Fremont Hall of Justice	D5012-Low Tension Service and Dist.	\$ 615,605	\$ 615,605	\$ -
6,728	San Diego	Juvenile Court	D5012-Low Tension Service and Dist.	\$ 617,797	\$ 617,797	\$ -
6,729	Los Angeles	Alhambra Courthouse	D5012-Low Tension Service and Dist.	\$ 726,825	\$ 625,070	\$ 101,756
6,730	Los Angeles	Van Nuys Courthouse West	D5012-Low Tension Service and Dist.	\$ 814,273	\$ 655,327	\$ 158,946
6,731	Solano	Hall of Justice	D5012-Low Tension Service and Dist.	\$ 712,090	\$ 712,090	\$ -
6,732	Contra Costa	George D. Carroll Courthouse	D5012-Low Tension Service and Dist.	\$ 721,924	\$ 721,924	\$ -
6,733	Los Angeles	Beverly Hills Courthouse	D5012-Low Tension Service and Dist.	\$ 913,896	\$ 726,730	\$ 187,166
6,734	Los Angeles	Compton Courthouse	D5012-Low Tension Service and Dist.	\$ 767,654	\$ 767,654	\$ -
6,735	Orange	Central Justice Center	D5012-Low Tension Service and Dist.	\$ 773,185	\$ 773,185	\$ -
6,736	Los Angeles	Clara Shortridge Foltz Criminal Justice Center	D5012-Low Tension Service and Dist.	\$ 1,133,678	\$ 779,857	\$ 353,821



Line #	County	Facility Name	Project System Targeted for Renewal	Project Rough Order of Magnitude	Judicial Branch Share of Cost	County Share of Cost
6,737	San Diego	South County Regional Center	D5012-Low Tension Service and Dist.	\$ 781,326	\$ 781,326	\$ -
6,738	San Diego	South County Regional Center	D5012-Low Tension Service and Dist.	\$ 781,326	\$ 781,326	\$ -
6,739	Santa Clara	Hall of Justice (West)	D5012-Low Tension Service and Dist.	\$ 790,717	\$ 790,717	\$ -
6,740	Los Angeles	Norwalk Courthouse	D5012-Low Tension Service and Dist.	\$ 953,906	\$ 811,106	\$ 142,800
6,741	Los Angeles	Clara Shortridge Foltz Criminal Justice Center	D5012-Low Tension Service and Dist.	\$ 1,279,486	\$ 880,158	\$ 399,328
6,742	Alameda	Hayward Hall of Justice	D5012-Low Tension Service and Dist.	\$ 916,637	\$ 916,637	\$ -
6,743	Contra Costa	Wakefield Taylor Courthouse	D5012-Low Tension Service and Dist.	\$ 950,647	\$ 950,647	\$ -
6,744	Alameda	Wiley W. Manuel Courthouse	D5012-Low Tension Service and Dist.	\$ 970,192	\$ 970,192	\$ -
6,745	Los Angeles	Inglewood Courthouse	D5012-Low Tension Service and Dist.	\$ 1,344,193	\$ 1,002,230	\$ 341,963
6,746	Los Angeles	Inglewood Courthouse	D5012-Low Tension Service and Dist.	\$ 1,344,193	\$ 1,002,230	\$ 341,963
6,747	Los Angeles	Whittier Courthouse	D5012-Low Tension Service and Dist.	\$ 1,048,446	\$ 1,048,446	\$ -
6,748	Los Angeles	Pomona Courthouse South	D5012-Low Tension Service and Dist.	\$ 1,084,228	\$ 1,084,228	\$ -
6,749	Ventura	Hall of Justice	D5012-Low Tension Service and Dist.	\$ 1,128,802	\$ 1,128,802	\$ -
6,750	Los Angeles	Bellflower Courthouse	D5012-Low Tension Service and Dist.	\$ 1,455,947	\$ 1,134,765	\$ 321,182
6,751	Orange	Betty Lou Lamoreaux Justice Center	D5012-Low Tension Service and Dist.	\$ 1,423,145	\$ 1,137,804	\$ 285,341
6,752	Los Angeles	Compton Courthouse	D5012-Low Tension Service and Dist.	\$ 1,185,840	\$ 1,185,840	\$ -
6,753	San Diego	East County Regional Center	D5012-Low Tension Service and Dist.	\$ 1,210,219	\$ 1,210,219	\$ -
6,754	Tulare	Visalia Superior Court	D5012-Low Tension Service and Dist.	\$ 1,236,048	\$ 1,236,048	\$ -
6,755	Los Angeles	Metropolitan Courthouse	D5012-Low Tension Service and Dist.	\$ 1,385,148	\$ 1,309,519	\$ 75,629
6,756	Ventura	Hall of Justice	D5012-Low Tension Service and Dist.	\$ 1,317,583	\$ 1,317,583	\$ -
6,757	San Diego	East County Regional Center	D5012-Low Tension Service and Dist.	\$ 1,367,461	\$ 1,367,461	\$ -
6,758	Orange	Harbor Justice Center-Newport Beach Facility	D5012-Low Tension Service and Dist.	\$ 1,377,160	\$ 1,377,160	\$ -
6,759	Los Angeles	Downey Courthouse	D5012-Low Tension Service and Dist.	\$ 1,665,876	\$ 1,394,338	\$ 271,538
6,760	Los Angeles	Compton Courthouse	D5012-Low Tension Service and Dist.	\$ 1,399,693	\$ 1,399,693	\$ -
6,761	Los Angeles	Compton Courthouse	D5012-Low Tension Service and Dist.	\$ 1,433,846	\$ 1,433,846	\$ -
6,762	San Francisco	Hall of Justice	D5012-Low Tension Service and Dist.	\$ 1,557,698	\$ 1,557,698	\$ -
6,763	Los Angeles	West Covina Courthouse	D5012-Low Tension Service and Dist.	\$ 1,617,573	\$ 1,617,573	\$ -
6,764	San Diego	East County Regional Center	D5012-Low Tension Service and Dist.	\$ 1,664,016	\$ 1,664,016	\$ -
6,765	Humboldt	Humboldt County Courthouse (Eureka)	D5012-Low Tension Service and Dist.	\$ 1,837,888	\$ 1,837,888	\$ -
6,766	San Mateo	Hall of Justice	D5012-Low Tension Service and Dist.	\$ 1,860,419	\$ 1,860,419	\$ -
6,767	Kern	Bakersfield Justice Bldg.	D5012-Low Tension Service and Dist.	\$ 2,070,005	\$ 2,070,005	\$ -
6,768	Santa Clara	Downtown Superior Court	D5012-Low Tension Service and Dist.	\$ 2,138,181	\$ 2,138,181	\$ -
6,769	Kern	Bakersfield Superior Court	D5012-Low Tension Service and Dist.	\$ 2,468,543	\$ 2,468,543	\$ -
6,770	Ventura	Hall of Justice	D5012-Low Tension Service and Dist.	\$ 2,806,761	\$ 2,806,761	\$ -



Line #	County	Facility Name	Project System Targeted for Renewal	Project Rough Order of Magnitude	Judicial Branch Share of Cost	County Share of Cost
6,771	San Diego	North County Regional Center - North	D5012-Low Tension Service and Dist.	\$ 2,849,247	\$ 2,849,247	\$ -
6,772	Fresno	Fresno County Courthouse	D5012-Low Tension Service and Dist.	\$ 2,948,273	\$ 2,948,273	\$ -
6,773	Los Angeles	Clara Shortridge Foltz Criminal Justice Center	D5012-Low Tension Service and Dist.	\$ 4,610,897	\$ 3,171,836	\$ 1,439,061
6,774	Los Angeles	Stanley Mosk Courthouse	D5012-Low Tension Service and Dist.	\$ 4,078,985	\$ 3,967,221	\$ 111,764
6,775	Sacramento	Gordon Schaber Sacramento Superior Court	D5012-Low Tension Service and Dist.	\$ 3,984,783	\$ 3,984,783	\$ -
6,776	Contra Costa	Jail Annex	D5020-Lighting and Branch Wiring	\$ 6,870	\$ 409	\$ 6,461
6,777	Los Angeles	Sylmar Juvenile Court	D5020-Lighting and Branch Wiring	\$ 1,356	\$ 465	\$ 891
6,778	Kern	Bakersfield Juvenile Center	D5020-Lighting and Branch Wiring	\$ 1,137	\$ 759	\$ 378
6,779	Los Angeles	Van Nuys Courthouse West	D5020-Lighting and Branch Wiring	\$ 1,083	\$ 872	\$ 211
6,780	Los Angeles	Van Nuys Courthouse West	D5020-Lighting and Branch Wiring	\$ 1,083	\$ 872	\$ 211
6,781	Los Angeles	Van Nuys Courthouse West	D5020-Lighting and Branch Wiring	\$ 1,083	\$ 872	\$ 211
6,782	Los Angeles	Van Nuys Courthouse West	D5020-Lighting and Branch Wiring	\$ 1,083	\$ 872	\$ 211
6,783	Los Angeles	Van Nuys Courthouse West	D5020-Lighting and Branch Wiring	\$ 1,083	\$ 872	\$ 211
6,784	Los Angeles	Van Nuys Courthouse West	D5020-Lighting and Branch Wiring	\$ 1,083	\$ 872	\$ 211
6,785	Los Angeles	Van Nuys Courthouse West	D5020-Lighting and Branch Wiring	\$ 1,083	\$ 872	\$ 211
6,786	Los Angeles	Van Nuys Courthouse West	D5020-Lighting and Branch Wiring	\$ 1,083	\$ 872	\$ 211
6,787	Los Angeles	Van Nuys Courthouse West	D5020-Lighting and Branch Wiring	\$ 1,083	\$ 872	\$ 211
6,788	Los Angeles	Van Nuys Courthouse West	D5020-Lighting and Branch Wiring	\$ 1,083	\$ 872	\$ 211
6,789	Los Angeles	Van Nuys Courthouse West	D5020-Lighting and Branch Wiring	\$ 1,083	\$ 872	\$ 211
6,790	Los Angeles	David M. Kenyon Juvenile Justice Center	D5020-Lighting and Branch Wiring	\$ 2,307	\$ 938	\$ 1,369
6,791	Los Angeles	Van Nuys Courthouse West	D5020-Lighting and Branch Wiring	\$ 1,174	\$ 945	\$ 229
6,792	Los Angeles	Chatsworth Courthouse	D5020-Lighting and Branch Wiring	\$ 1,139	\$ 954	\$ 185
6,793	Los Angeles	Van Nuys Courthouse East	D5020-Lighting and Branch Wiring	\$ 1,083	\$ 972	\$ 111
6,794	Los Angeles	Van Nuys Courthouse East	D5020-Lighting and Branch Wiring	\$ 1,174	\$ 1,054	\$ 120
6,795	Los Angeles	Glendale Courthouse	D5020-Lighting and Branch Wiring	\$ 1,271	\$ 1,151	\$ 120
6,796	Los Angeles	Glendale Courthouse	D5020-Lighting and Branch Wiring	\$ 1,271	\$ 1,151	\$ 120
6,797	Orange	Civil Complex Center ("CXC")	D5020-Lighting and Branch Wiring	\$ 1,331	\$ 1,331	\$ -
6,798	Los Angeles	Santa Clarita Courthouse	D5020-Lighting and Branch Wiring	\$ 1,675	\$ 1,481	\$ 194
6,799	Orange	North Justice Center	D5020-Lighting and Branch Wiring	\$ 1,653	\$ 1,493	\$ 160
6,800	Orange	Central Justice Center	D5020-Lighting and Branch Wiring	\$ 1,759	\$ 1,604	\$ 155
6,801	San Francisco	Youth Guidance Center	D5020-Lighting and Branch Wiring	\$ 13,546	\$ 1,707	\$ 11,839
6,802	Santa Barbara	Santa Maria Courts, Bldg F	D5020-Lighting and Branch Wiring	\$ 1,720	\$ 1,720	\$ -
6,803	Los Angeles	Torrance Courthouse	D5020-Lighting and Branch Wiring	\$ 2,235	\$ 1,903	\$ 332
6,804	Los Angeles	Malibu Courthouse	D5020-Lighting and Branch Wiring	\$ 5,106	\$ 1,939	\$ 3,167



Line #	County	Facility Name	Project System Targeted for Renewal	Project Rough Order of Magnitude	Judicial Branch Share of Cost	County Share of Cost
6,805	Los Angeles	Alfred J. McCourtney Juvenile Justice Center	D5020-Lighting and Branch Wiring	\$ 2,859	\$ 1,974	\$ 885
6,806	Riverside	Hall of Justice	D5020-Lighting and Branch Wiring	\$ 2,025	\$ 2,025	\$ -
6,807	Los Angeles	Hollywood Courthouse	D5020-Lighting and Branch Wiring	\$ 2,234	\$ 2,035	\$ 199
6,808	Santa Barbara	Santa Barbara Court Trailer	D5020-Lighting and Branch Wiring	\$ 4,155	\$ 2,078	\$ 2,078
6,809	Los Angeles	Van Nuys Courthouse East	D5020-Lighting and Branch Wiring	\$ 2,439	\$ 2,189	\$ 250
6,810	Los Angeles	Van Nuys Courthouse East	D5020-Lighting and Branch Wiring	\$ 2,439	\$ 2,189	\$ 250
6,811	Los Angeles	Van Nuys Courthouse East	D5020-Lighting and Branch Wiring	\$ 2,439	\$ 2,189	\$ 250
6,812	Los Angeles	El Monte Courthouse	D5020-Lighting and Branch Wiring	\$ 3,880	\$ 2,255	\$ 1,625
6,813	Los Angeles	Van Nuys Courthouse East	D5020-Lighting and Branch Wiring	\$ 2,530	\$ 2,270	\$ 260
6,814	Kern	Arvin/ Lamont Branch	D5020-Lighting and Branch Wiring	\$ 2,275	\$ 2,275	\$ -
6,815	Contra Costa	Concord Courthouse	D5020-Lighting and Branch Wiring	\$ 2,556	\$ 2,556	\$ -
6,816	Los Angeles	San Fernando Courthouse	D5020-Lighting and Branch Wiring	\$ 2,800	\$ 2,800	\$ -
6,817	Los Angeles	Pasadena Courthouse	D5020-Lighting and Branch Wiring	\$ 4,173	\$ 2,894	\$ 1,279
6,818	El Dorado	Bldg. C	D5020-Lighting and Branch Wiring	\$ 14,191	\$ 2,938	\$ 11,253
6,819	Riverside	Hall of Justice	D5020-Lighting and Branch Wiring	\$ 3,085	\$ 3,085	\$ -
6,820	Los Angeles	Van Nuys Courthouse West	D5020-Lighting and Branch Wiring	\$ 3,932	\$ 3,164	\$ 768
6,821	San Luis Obispo	1070 Palm St.	D5020-Lighting and Branch Wiring	\$ 3,227	\$ 3,227	\$ -
6,822	Los Angeles	Alfred J. McCourtney Juvenile Justice Center	D5020-Lighting and Branch Wiring	\$ 4,694	\$ 3,241	\$ 1,453
6,823	Lake	South Civic Center	D5020-Lighting and Branch Wiring	\$ 3,408	\$ 3,408	\$ -
6,824	Contra Costa	Wakefield Taylor Courthouse	D5020-Lighting and Branch Wiring	\$ 3,409	\$ 3,409	\$ -
6,825	Los Angeles	San Fernando Courthouse	D5020-Lighting and Branch Wiring	\$ 3,452	\$ 3,452	\$ -
6,826	San Bernardino	Fontana Courthouse	D5020-Lighting and Branch Wiring	\$ 4,240	\$ 3,525	\$ 715
6,827	Los Angeles	Van Nuys Courthouse East	D5020-Lighting and Branch Wiring	\$ 3,933	\$ 3,529	\$ 404
6,828	Nevada	Nevada City Courthouse Annex	D5020-Lighting and Branch Wiring	\$ 8,515	\$ 3,637	\$ 4,878
6,829	Los Angeles	Torrance Courthouse	D5020-Lighting and Branch Wiring	\$ 4,317	\$ 3,675	\$ 642
6,830	Siskiyou	Siskiyou County Courthouse	D5020-Lighting and Branch Wiring	\$ 11,206	\$ 3,769	\$ 7,437
6,831	Sacramento	Carol Miller Justice Center Court Facility	D5020-Lighting and Branch Wiring	\$ 3,906	\$ 3,906	\$ -
6,832	San Bernardino	Chino Courthouse	D5020-Lighting and Branch Wiring	\$ 3,942	\$ 3,942	\$ -
6,833	Riverside	Riverside Juvenile Justice Trailers	D5020-Lighting and Branch Wiring	\$ 3,965	\$ 3,965	\$ -
6,834	San Diego	Kearny Mesa Traffic Court KM3 Trailer	D5020-Lighting and Branch Wiring	\$ 4,082	\$ 4,082	\$ -
6,835	San Diego	Kearny Mesa Traffic Court KM4 Trailer	D5020-Lighting and Branch Wiring	\$ 4,082	\$ 4,082	\$ -
6,836	San Diego	Kearny Mesa Traffic Court KM5 & KM6 Trailer	D5020-Lighting and Branch Wiring	\$ 4,082	\$ 4,082	\$ -
6,837	San Diego	Trailer - Dept 34	D5020-Lighting and Branch Wiring	\$ 4,082	\$ 4,082	\$ -



Line #	County	Facility Name	Project System Targeted for Renewal	Project Rough Order of Magnitude	Judicial Branch Share of Cost	County Share of Cost
6,838	San Diego	Trailer - Dept 35	D5020-Lighting and Branch Wiring	\$ 4,082	\$ 4,082	\$ -
6,839	San Diego	Trailer - Family Support	D5020-Lighting and Branch Wiring	\$ 4,082	\$ 4,082	\$ -
6,840	San Diego	Trailer - Storage A	D5020-Lighting and Branch Wiring	\$ 4,082	\$ 4,082	\$ -
6,841	San Bernardino	Joshua Tree Courthouse	D5020-Lighting and Branch Wiring	\$ 4,107	\$ 4,107	\$ -
6,842	Los Angeles	San Fernando Courthouse	D5020-Lighting and Branch Wiring	\$ 4,134	\$ 4,134	\$ -
6,843	Los Angeles	Van Nuys Courthouse West	D5020-Lighting and Branch Wiring	\$ 5,415	\$ 4,358	\$ 1,057
6,844	Alameda	Wiley W. Manuel Courthouse	D5020-Lighting and Branch Wiring	\$ 4,589	\$ 4,589	\$ -
6,845	Orange	West Justice Center	D5020-Lighting and Branch Wiring	\$ 5,098	\$ 4,623	\$ 475
6,846	Los Angeles	Glendale Courthouse	D5020-Lighting and Branch Wiring	\$ 5,106	\$ 4,623	\$ 483
6,847	Los Angeles	Chatsworth Courthouse	D5020-Lighting and Branch Wiring	\$ 5,639	\$ 4,725	\$ 914
6,848	Los Angeles	Inglewood Juvenile Court	D5020-Lighting and Branch Wiring	\$ 5,890	\$ 4,758	\$ 1,132
6,849	San Bernardino	Chino Courthouse	D5020-Lighting and Branch Wiring	\$ 4,920	\$ 4,920	\$ -
6,850	Stanislaus	Hall of Records	D5020-Lighting and Branch Wiring	\$ 10,669	\$ 4,990	\$ 5,679
6,851	Riverside	Riverside Juvenile Court	D5020-Lighting and Branch Wiring	\$ 10,266	\$ 5,065	\$ 5,201
6,852	Riverside	Blythe Courthouse - Superior Court	D5020-Lighting and Branch Wiring	\$ 5,133	\$ 5,133	\$ -
6,853	San Diego	North County Regional Center - North	D5020-Lighting and Branch Wiring	\$ 5,205	\$ 5,205	\$ -
6,854	Los Angeles	Central Arraignment Courts	D5020-Lighting and Branch Wiring	\$ 5,830	\$ 5,260	\$ 570
6,855	San Bernardino	Chino Courthouse	D5020-Lighting and Branch Wiring	\$ 5,331	\$ 5,331	\$ -
6,856	Kern	Taft Courts Bldg.	D5020-Lighting and Branch Wiring	\$ 5,363	\$ 5,363	\$ -
6,857	Tulare	Tulare Division	D5020-Lighting and Branch Wiring	\$ 7,897	\$ 5,528	\$ 2,369
6,858	Nevada	Nevada City Courthouse	D5020-Lighting and Branch Wiring	\$ 8,515	\$ 5,577	\$ 2,938
6,859	Los Angeles	Alhambra Courthouse	D5020-Lighting and Branch Wiring	\$ 6,538	\$ 5,623	\$ 915
6,860	Los Angeles	Pomona Courthouse North	D5020-Lighting and Branch Wiring	\$ 5,965	\$ 5,741	\$ 224
6,861	Solano	Law And Justice Center	D5020-Lighting and Branch Wiring	\$ 5,783	\$ 5,783	\$ -
6,862	Sacramento	Carol Miller Justice Center Court Facility	D5020-Lighting and Branch Wiring	\$ 6,108	\$ 6,108	\$ -
6,863	Imperial	Imperial County Courthouse	D5020-Lighting and Branch Wiring	\$ 6,160	\$ 6,160	\$ -
6,864	San Francisco	Civic Center Courthouse	D5020-Lighting and Branch Wiring	\$ 6,265	\$ 6,265	\$ -
6,865	San Bernardino	Victorville Courthouse-Dept. N-1	D5020-Lighting and Branch Wiring	\$ 10,601	\$ 6,811	\$ 3,790
6,866	Contra Costa	Wakefield Taylor Courthouse	D5020-Lighting and Branch Wiring	\$ 6,870	\$ 6,870	\$ -
6,867	Ventura	East County Courthouse	D5020-Lighting and Branch Wiring	\$ 11,210	\$ 6,922	\$ 4,288
6,868	Los Angeles	Beverly Hills Courthouse	D5020-Lighting and Branch Wiring	\$ 8,883	\$ 7,064	\$ 1,819
6,869	San Mateo	Northern Branch Courthouse	D5020-Lighting and Branch Wiring	\$ 8,553	\$ 7,117	\$ 1,436
6,870	Santa Clara	Hall of Justice (West)	D5020-Lighting and Branch Wiring	\$ 7,156	\$ 7,156	\$ -
6,871	Santa Clara	Historic Courthouse	D5020-Lighting and Branch Wiring	\$ 7,156	\$ 7,156	\$ -
6,872	Los Angeles	Whittier Courthouse	D5020-Lighting and Branch Wiring	\$ 8,379	\$ 7,242	\$ 1,137
6,873	Los Angeles	Glendale Courthouse	D5020-Lighting and Branch Wiring	\$ 8,169	\$ 7,396	\$ 773



Line #	County	Facility Name	Project System Targeted for Renewal	Project Rough Order of Magnitude	Judicial Branch Share of Cost	County Share of Cost
6,874	Sacramento	Carol Miller Justice Center Court Facility	D5020-Lighting and Branch Wiring	\$ 7,414	\$ 7,414	\$ -
6,875	Los Angeles	Burbank Courthouse	D5020-Lighting and Branch Wiring	\$ 8,325	\$ 7,556	\$ 769
6,876	Los Angeles	Glendale Courthouse	D5020-Lighting and Branch Wiring	\$ 8,451	\$ 7,652	\$ 799
6,877	San Diego	Juvenile Court	D5020-Lighting and Branch Wiring	\$ 10,410	\$ 7,768	\$ 2,642
6,878	Merced	Old Court	D5020-Lighting and Branch Wiring	\$ 7,935	\$ 7,935	\$ -
6,879	San Bernardino	Chino Courthouse	D5020-Lighting and Branch Wiring	\$ 8,238	\$ 8,238	\$ -
6,880	Los Angeles	San Fernando Courthouse	D5020-Lighting and Branch Wiring	\$ 8,257	\$ 8,257	\$ -
6,881	El Dorado	Cameron Park	D5020-Lighting and Branch Wiring	\$ 8,515	\$ 8,515	\$ -
6,882	Orange	Betty Lou Lamoreaux Justice Center	D5020-Lighting and Branch Wiring	\$ 9,984	\$ 9,984	\$ -
6,883	Sonoma	Hall of Justice	D5020-Lighting and Branch Wiring	\$ 17,076	\$ 10,143	\$ 6,933
6,884	San Bernardino	Victorville Courthouse-Dept. N-1	D5020-Lighting and Branch Wiring	\$ 15,901	\$ 10,216	\$ 5,685
6,885	Contra Costa	Concord Courthouse	D5020-Lighting and Branch Wiring	\$ 10,306	\$ 10,306	\$ -
6,886	San Luis Obispo	Grover Beach Branch	D5020-Lighting and Branch Wiring	\$ 10,387	\$ 10,387	\$ -
6,887	San Diego	Kearny Mesa Court	D5020-Lighting and Branch Wiring	\$ 10,410	\$ 10,410	\$ -
6,888	San Diego	North County Regional Center - Annex	D5020-Lighting and Branch Wiring	\$ 10,410	\$ 10,410	\$ -
6,889	San Diego	North County Regional Center - North	D5020-Lighting and Branch Wiring	\$ 10,410	\$ 10,410	\$ -
6,890	San Diego	South County Regional Center	D5020-Lighting and Branch Wiring	\$ 29,148	\$ 10,447	\$ 18,701
6,891	San Bernardino	Barstow Courthouse	D5020-Lighting and Branch Wiring	\$ 10,601	\$ 10,601	\$ -
6,892	San Mateo	Northern Branch Courthouse	D5020-Lighting and Branch Wiring	\$ 12,830	\$ 10,676	\$ 2,154
6,893	Kern	Delano/North Kern Court	D5020-Lighting and Branch Wiring	\$ 13,407	\$ 10,811	\$ 2,596
6,894	Butte	Butte County Courthouse	D5020-Lighting and Branch Wiring	\$ 11,206	\$ 11,206	\$ -
6,895	Butte	Butte County Courthouse	D5020-Lighting and Branch Wiring	\$ 11,206	\$ 11,206	\$ -
6,896	Del Norte	Del Norte County Superior Court	D5020-Lighting and Branch Wiring	\$ 11,353	\$ 11,353	\$ -
6,897	Alameda	Wiley W. Manuel Courthouse	D5020-Lighting and Branch Wiring	\$ 13,741	\$ 11,515	\$ 2,226
6,898	Shasta	Main Courthouse	D5020-Lighting and Branch Wiring	\$ 16,808	\$ 11,717	\$ 5,091
6,899	Los Angeles	East Los Angeles Courthouse	D5020-Lighting and Branch Wiring	\$ 15,133	\$ 11,761	\$ 3,372
6,900	Kern	Bakersfield Justice Bldg.	D5020-Lighting and Branch Wiring	\$ 23,201	\$ 11,851	\$ 11,350
6,901	Los Angeles	Eastlake Juvenile Court	D5020-Lighting and Branch Wiring	\$ 24,109	\$ 13,207	\$ 10,902
6,902	Contra Costa	Walnut Creek Courthouse	D5020-Lighting and Branch Wiring	\$ 13,741	\$ 13,741	\$ -
6,903	El Dorado	Johnson Bldg.	D5020-Lighting and Branch Wiring	\$ 14,191	\$ 14,191	\$ -
6,904	Santa Clara	Santa Clara Courthouse	D5020-Lighting and Branch Wiring	\$ 14,312	\$ 14,312	\$ -
6,905	Los Angeles	West Covina Courthouse	D5020-Lighting and Branch Wiring	\$ 17,895	\$ 14,855	\$ 3,040
6,906	Los Angeles	Clara Shortridge Foltz Criminal Justice Center	D5020-Lighting and Branch Wiring	\$ 15,008	\$ 15,008	\$ -
6,907	Kern	Arvin/ Lamont Branch	D5020-Lighting and Branch Wiring	\$ 15,635	\$ 15,635	\$ -
6,908	Kern	Bakersfield Juvenile Center	D5020-Lighting and Branch Wiring	\$ 15,635	\$ 15,635	\$ -



Line #	County	Facility Name	Project System Targeted for Renewal	Project Rough Order of Magnitude	Judicial Branch Share of Cost	County Share of Cost
6,909	Kern	Shafter/Wasco Courts Bldg.	D5020-Lighting and Branch Wiring	\$ 15,635	\$ 15,635	\$ -
6,910	Contra Costa	George D. Carroll Courthouse	D5020-Lighting and Branch Wiring	\$ 20,611	\$ 15,912	\$ 4,699
6,911	Orange	West Justice Center	D5020-Lighting and Branch Wiring	\$ 16,024	\$ 16,024	\$ -
6,912	Alameda	Fremont Hall of Justice	D5020-Lighting and Branch Wiring	\$ 20,664	\$ 16,407	\$ 4,257
6,913	Merced	Old Court	D5020-Lighting and Branch Wiring	\$ 16,478	\$ 16,478	\$ -
6,914	Los Angeles	Torrance Courthouse	D5020-Lighting and Branch Wiring	\$ 20,046	\$ 17,067	\$ 2,979
6,915	San Diego	North County Regional Center - South	D5020-Lighting and Branch Wiring	\$ 26,025	\$ 17,499	\$ 8,526
6,916	Los Angeles	Van Nuys Courthouse East	D5020-Lighting and Branch Wiring	\$ 20,245	\$ 18,168	\$ 2,077
6,917	Riverside	Hall of Justice	D5020-Lighting and Branch Wiring	\$ 18,470	\$ 18,470	\$ -
6,918	Alameda	George E. McDonald Hall of Justice	D5020-Lighting and Branch Wiring	\$ 18,572	\$ 18,572	\$ -
6,919	San Diego	Hall of Justice	D5020-Lighting and Branch Wiring	\$ 46,487	\$ 18,706	\$ 27,781
6,920	Los Angeles	Van Nuys Courthouse East	D5020-Lighting and Branch Wiring	\$ 21,626	\$ 19,407	\$ 2,219
6,921	Riverside	Southwest Justice Center	D5020-Lighting and Branch Wiring	\$ 25,666	\$ 19,609	\$ 6,057
6,922	Los Angeles	Chatsworth Courthouse	D5020-Lighting and Branch Wiring	\$ 23,909	\$ 20,036	\$ 3,873
6,923	San Mateo	Central Branch	D5020-Lighting and Branch Wiring	\$ 20,237	\$ 20,237	\$ -
6,924	Santa Barbara	Santa Barbara Juvenile Court	D5020-Lighting and Branch Wiring	\$ 20,405	\$ 20,405	\$ -
6,925	San Joaquin	Lodi Branch- Dept. 2	D5020-Lighting and Branch Wiring	\$ 21,271	\$ 21,271	\$ -
6,926	Riverside	Larson Justice Center	D5020-Lighting and Branch Wiring	\$ 21,333	\$ 21,333	\$ -
6,927	Tulare	Visalia Superior Court	D5020-Lighting and Branch Wiring	\$ 21,451	\$ 21,451	\$ -
6,928	Santa Clara	Downtown Superior Court	D5020-Lighting and Branch Wiring	\$ 21,468	\$ 21,468	\$ -
6,929	Santa Clara	Hall of Justice (East)	D5020-Lighting and Branch Wiring	\$ 21,468	\$ 21,468	\$ -
6,930	Alameda	Hayward Hall of Justice	D5020-Lighting and Branch Wiring	\$ 24,477	\$ 21,613	\$ 2,864
6,931	Humboldt	Humboldt County Courthouse (Eureka)	D5020-Lighting and Branch Wiring	\$ 22,601	\$ 22,601	\$ -
6,932	Napa	Criminal Court Building	D5020-Lighting and Branch Wiring	\$ 22,618	\$ 22,618	\$ -
6,933	Orange	Harbor Justice Center-Newport Beach Facility	D5020-Lighting and Branch Wiring	\$ 23,296	\$ 23,296	\$ -
6,934	Stanislaus	Modesto Main Courthouse	D5020-Lighting and Branch Wiring	\$ 26,162	\$ 26,107	\$ 55
6,935	Tulare	Visalia Superior Court	D5020-Lighting and Branch Wiring	\$ 26,813	\$ 26,813	\$ -
6,936	Los Angeles	Whittier Courthouse	D5020-Lighting and Branch Wiring	\$ 27,233	\$ 27,233	\$ -
6,937	Alameda	Hayward Hall of Justice	D5020-Lighting and Branch Wiring	\$ 28,176	\$ 28,176	\$ -
6,938	Los Angeles	Downey Courthouse	D5020-Lighting and Branch Wiring	\$ 28,495	\$ 28,495	\$ -
6,939	Ventura	Hall of Justice	D5020-Lighting and Branch Wiring	\$ 42,036	\$ 29,366	\$ 12,670
6,940	Santa Barbara	Santa Maria Courts, Bldg F	D5020-Lighting and Branch Wiring	\$ 30,645	\$ 30,645	\$ -
6,941	Los Angeles	Norwalk Courthouse	D5020-Lighting and Branch Wiring	\$ 37,465	\$ 31,856	\$ 5,609
6,942	Los Angeles	Glendale Courthouse	D5020-Lighting and Branch Wiring	\$ 36,529	\$ 33,073	\$ 3,456



Line #	County	Facility Name	Project System Targeted for Renewal	Project Rough Order of Magnitude	Judicial Branch Share of Cost	County Share of Cost
6,943	Los Angeles	Parking Structure Lot 59- Whittier Admin CTR	D5020-Lighting and Branch Wiring	\$ 33,082	\$ 33,082	\$ -
6,944	Sacramento	Gordon Schaber Sacramento Superior Court	D5020-Lighting and Branch Wiring	\$ 34,058	\$ 34,058	\$ -
6,945	San Francisco	Polk St. Annex	D5020-Lighting and Branch Wiring	\$ 34,633	\$ 34,633	\$ -
6,946	San Diego	East County Regional Center	D5020-Lighting and Branch Wiring	\$ 39,037	\$ 39,037	\$ -
6,947	Santa Barbara	Figuroa Division	D5020-Lighting and Branch Wiring	\$ 40,426	\$ 40,426	\$ -
6,948	Los Angeles	Bellflower Courthouse	D5020-Lighting and Branch Wiring	\$ 41,897	\$ 41,897	\$ -
6,949	San Francisco	Civic Center Courthouse	D5020-Lighting and Branch Wiring	\$ 42,021	\$ 42,021	\$ -
6,950	Monterey	Marina Courthouse	D5020-Lighting and Branch Wiring	\$ 42,140	\$ 42,140	\$ -
6,951	Los Angeles	Michael D. Antonovich Antelope Valley Courthouse	D5020-Lighting and Branch Wiring	\$ 59,163	\$ 43,491	\$ 15,672
6,952	Orange	Harbor Justice Center-Newport Beach Facility	D5020-Lighting and Branch Wiring	\$ 44,522	\$ 44,522	\$ -
6,953	Los Angeles	Compton Courthouse	D5020-Lighting and Branch Wiring	\$ 44,739	\$ 44,739	\$ -
6,954	Los Angeles	Van Nuys Courthouse West	D5020-Lighting and Branch Wiring	\$ 55,916	\$ 45,001	\$ 10,915
6,955	Los Angeles	Pomona Courthouse South	D5020-Lighting and Branch Wiring	\$ 52,164	\$ 47,542	\$ 4,622
6,956	Sacramento	Gordon Schaber Sacramento Superior Court	D5020-Lighting and Branch Wiring	\$ 48,490	\$ 48,490	\$ -
6,957	Orange	Betty Lou Lamoreaux Justice Center	D5020-Lighting and Branch Wiring	\$ 49,730	\$ 49,730	\$ -
6,958	Fresno	Fresno County Courthouse	D5020-Lighting and Branch Wiring	\$ 52,650	\$ 52,650	\$ -
6,959	Sacramento	Gordon Schaber Sacramento Superior Court	D5020-Lighting and Branch Wiring	\$ 53,746	\$ 53,746	\$ -
6,960	Los Angeles	Norwalk Courthouse	D5020-Lighting and Branch Wiring	\$ 63,700	\$ 54,164	\$ 9,536
6,961	Kern	Bakersfield Superior Court	D5020-Lighting and Branch Wiring	\$ 55,614	\$ 55,614	\$ -
6,962	Santa Barbara	Santa Maria Juvenile Court (New)	D5020-Lighting and Branch Wiring	\$ 106,661	\$ 70,716	\$ 35,945
6,963	Santa Barbara	Santa Maria Courts, Bldgs. A + B	D5020-Lighting and Branch Wiring	\$ 81,854	\$ 81,854	\$ -
6,964	Santa Cruz	Main Courthouse	D5020-Lighting and Branch Wiring	\$ 83,763	\$ 83,763	\$ -
6,965	Los Angeles	Inglewood Courthouse	D5020-Lighting and Branch Wiring	\$ 116,042	\$ 86,521	\$ 29,521
6,966	San Francisco	Polk St. Annex	D5020-Lighting and Branch Wiring	\$ 115,996	\$ 115,996	\$ -
6,967	Los Angeles	Van Nuys Courthouse East	D5020-Lighting and Branch Wiring	\$ 164,144	\$ 147,303	\$ 16,841
6,968	Santa Barbara	Santa Maria Courts Bldgs C + D	D5020-Lighting and Branch Wiring	\$ 278,982	\$ 152,603	\$ 126,379
6,969	Santa Barbara	Santa Maria Courts Bldgs C + D	D5020-Lighting and Branch Wiring	\$ 278,982	\$ 152,603	\$ 126,379
6,970	Los Angeles	Central Arraignment Courts	D5020-Lighting and Branch Wiring	\$ 189,063	\$ 170,592	\$ 18,471
6,971	Contra Costa	Jail Annex	D5020-Lighting and Branch Wiring	\$ 200,965	\$ 200,965	\$ -
6,972	Solano	Law And Justice Center	D5020-Lighting and Branch Wiring	\$ 1,990,873	\$ 252,244	\$ 1,738,629



Line #	County	Facility Name	Project System Targeted for Renewal	Project Rough Order of Magnitude	Judicial Branch Share of Cost	County Share of Cost
6,973	Santa Barbara	Santa Maria Courts Bldgs C + D	D5020-Lighting and Branch Wiring	\$ 278,982	\$ 278,982	\$ -
6,974	Santa Barbara	Santa Maria Courts, Bldg G	D5020-Lighting and Branch Wiring	\$ 297,218	\$ 286,786	\$ 10,432
6,975	San Bernardino	Chino Courthouse	D5020-Lighting and Branch Wiring	\$ 442,162	\$ 442,162	\$ -
6,976	Contra Costa	Family Law Center	D5020-Lighting and Branch Wiring	\$ 474,342	\$ 474,342	\$ -
6,977	Riverside	Family Law Court	D5020-Lighting and Branch Wiring	\$ 507,112	\$ 507,112	\$ -
6,978	Los Angeles	Alhambra Courthouse	D5020-Lighting and Branch Wiring	\$ 595,581	\$ 512,200	\$ 83,381
6,979	Contra Costa	Bray Courts	D5020-Lighting and Branch Wiring	\$ 591,150	\$ 591,150	\$ -
6,980	Los Angeles	Clara Shortridge Foltz Criminal Justice Center	D5020-Lighting and Branch Wiring	\$ 952,637	\$ 655,319	\$ 297,318
6,981	Los Angeles	Clara Shortridge Foltz Criminal Justice Center	D5020-Lighting and Branch Wiring	\$ 952,637	\$ 655,319	\$ 297,318
6,982	Sacramento	Carol Miller Justice Center Court Facility	D5020-Lighting and Branch Wiring	\$ 955,520	\$ 934,021	\$ 21,499
6,983	Riverside	Hall of Justice	D5020-Lighting and Branch Wiring	\$ 1,122,204	\$ 1,122,204	\$ -
6,984	Riverside	Larson Justice Center	D5020-Lighting and Branch Wiring	\$ 1,327,100	\$ 1,292,463	\$ 34,637
6,985	Los Angeles	San Fernando Courthouse	D5020-Lighting and Branch Wiring	\$ 1,927,026	\$ 1,607,332	\$ 319,694
6,986	San Francisco	Civic Center Courthouse	D5020-Lighting and Branch Wiring	\$ 2,479,132	\$ 2,479,132	\$ -
6,987	Los Angeles	Metropolitan Courthouse	D5021-Branch Wiring Devices	\$ 5,430	\$ 5,134	\$ 296
6,988	San Diego	Kearny Mesa Traffic Court KM3 Trailer	D5021-Branch Wiring Devices	\$ 7,248	\$ 7,248	\$ -
6,989	San Diego	Department 9 Trailer	D5021-Branch Wiring Devices	\$ 10,873	\$ 8,113	\$ 2,760
6,990	San Diego	Kearny Mesa Traffic Court KM5 & KM6 Trailer	D5021-Branch Wiring Devices	\$ 8,459	\$ 8,459	\$ -
6,991	San Bernardino	Joshua Tree Courthouse	D5021-Branch Wiring Devices	\$ 30,677	\$ 10,378	\$ 20,299
6,992	Los Angeles	Pasadena Courthouse	D5021-Branch Wiring Devices	\$ 15,407	\$ 10,685	\$ 4,722
6,993	Riverside	Riverside Juvenile Justice Trailers	D5021-Branch Wiring Devices	\$ 11,044	\$ 11,044	\$ -
6,994	Los Angeles	Los Padrinos Juvenile Court	D5021-Branch Wiring Devices	\$ 42,480	\$ 12,455	\$ 30,025
6,995	Los Angeles	Metropolitan Courthouse	D5021-Branch Wiring Devices	\$ 12,512	\$ 12,512	\$ -
6,996	San Diego	Trailer - Family Support	D5021-Branch Wiring Devices	\$ 13,256	\$ 13,256	\$ -
6,997	Los Angeles	Hall of Records	D5021-Branch Wiring Devices	\$ 125,357	\$ 13,275	\$ 112,082
6,998	Los Angeles	Metropolitan Courthouse	D5021-Branch Wiring Devices	\$ 14,372	\$ 13,587	\$ 785
6,999	Los Angeles	Metropolitan Courthouse	D5021-Branch Wiring Devices	\$ 13,649	\$ 13,649	\$ -
7,000	Los Angeles	Sylmar Juvenile Court	D5021-Branch Wiring Devices	\$ 51,557	\$ 17,689	\$ 33,868
7,001	El Dorado	Bldg. C	D5021-Branch Wiring Devices	\$ 87,015	\$ 18,012	\$ 69,003
7,002	San Luis Obispo	1070 Palm St.	D5021-Branch Wiring Devices	\$ 19,413	\$ 19,413	\$ -
7,003	El Dorado	Bldg. C	D5021-Branch Wiring Devices	\$ 115,493	\$ 23,907	\$ 91,586
7,004	San Bernardino	Joshua Tree Courthouse	D5021-Branch Wiring Devices	\$ 78,778	\$ 26,651	\$ 52,127
7,005	San Luis Obispo	Grover Beach Branch	D5021-Branch Wiring Devices	\$ 30,539	\$ 30,539	\$ -



Line #	County	Facility Name	Project System Targeted for Renewal	Project Rough Order of Magnitude	Judicial Branch Share of Cost	County Share of Cost
7,006	San Bernardino	Fontana Courthouse	D5021-Branch Wiring Devices	\$ 39,732	\$ 33,029	\$ 6,703
7,007	Los Angeles	Santa Clarita Courthouse	D5021-Branch Wiring Devices	\$ 42,480	\$ 37,548	\$ 4,932
7,008	Kings	Avenal Court	D5021-Branch Wiring Devices	\$ 39,775	\$ 39,775	\$ -
7,009	San Diego	Kearny Mesa Traffic Court KM4 Trailer	D5021-Branch Wiring Devices	\$ 40,432	\$ 40,432	\$ -
7,010	Kings	Corcoran Court	D5021-Branch Wiring Devices	\$ 50,773	\$ 44,477	\$ 6,296
7,011	Kern	Taft Courts Bldg.	D5021-Branch Wiring Devices	\$ 47,350	\$ 47,350	\$ -
7,012	Los Angeles	Monrovia Training Center	D5021-Branch Wiring Devices	\$ 69,660	\$ 48,964	\$ 20,696
7,013	Santa Clara	Downtown Superior Court	D5021-Branch Wiring Devices	\$ 51,262	\$ 51,262	\$ -
7,014	Los Angeles	Malibu Courthouse	D5021-Branch Wiring Devices	\$ 142,985	\$ 54,306	\$ 88,679
7,015	San Bernardino	Joshua Tree Courthouse	D5021-Branch Wiring Devices	\$ 163,009	\$ 55,146	\$ 107,863
7,016	Riverside	Corona	D5021-Branch Wiring Devices	\$ 58,698	\$ 58,698	\$ -
7,017	Tulare	Tulare Division	D5021-Branch Wiring Devices	\$ 76,611	\$ 76,611	\$ -
7,018	San Luis Obispo	Courthouse Annex	D5021-Branch Wiring Devices	\$ 76,792	\$ 76,792	\$ -
7,019	El Dorado	Bldg. C	D5021-Branch Wiring Devices	\$ 376,696	\$ 77,976	\$ 298,720
7,020	San Bernardino	Barstow Courthouse	D5021-Branch Wiring Devices	\$ 79,464	\$ 79,464	\$ -
7,021	Tulare	Visalia Superior Court	D5021-Branch Wiring Devices	\$ 247,949	\$ 80,162	\$ 167,787
7,022	Tulare	Visalia Superior Court	D5021-Branch Wiring Devices	\$ 247,949	\$ 80,162	\$ 167,787
7,023	San Diego	Department 10 Trailer	D5021-Branch Wiring Devices	\$ 85,032	\$ 85,032	\$ -
7,024	Kern	Delano/North Kern Court	D5021-Branch Wiring Devices	\$ 111,399	\$ 89,832	\$ 21,567
7,025	Los Angeles	Downey Courthouse	D5021-Branch Wiring Devices	\$ 107,547	\$ 90,017	\$ 17,530
7,026	San Diego	Trailer - Storage A	D5021-Branch Wiring Devices	\$ 90,807	\$ 90,807	\$ -
7,027	Riverside	Corona	D5021-Branch Wiring Devices	\$ 93,326	\$ 93,326	\$ -
7,028	Riverside	Palm Springs Courts	D5021-Branch Wiring Devices	\$ 97,099	\$ 97,099	\$ -
7,029	Riverside	Corona	D5021-Branch Wiring Devices	\$ 100,703	\$ 100,703	\$ -
7,030	San Diego	Trailer - Dept 35	D5021-Branch Wiring Devices	\$ 102,943	\$ 102,943	\$ -
7,031	Sonoma	Main Adult Detention Facility	D5021-Branch Wiring Devices	\$ 2,536,582	\$ 104,000	\$ 2,432,582
7,032	Los Angeles	Beverly Hills Courthouse	D5021-Branch Wiring Devices	\$ 131,559	\$ 104,616	\$ 26,943
7,033	Orange	Civil Complex Center ("CXC")	D5021-Branch Wiring Devices	\$ 106,227	\$ 106,227	\$ -
7,034	Los Angeles	Inglewood Courthouse	D5021-Branch Wiring Devices	\$ 145,411	\$ 108,418	\$ 36,993
7,035	Kern	Bakersfield Justice Bldg.	D5021-Branch Wiring Devices	\$ 110,088	\$ 110,088	\$ -
7,036	Contra Costa	Jail Annex	D5021-Branch Wiring Devices	\$ 117,496	\$ 117,496	\$ -
7,037	Los Angeles	Eastlake Juvenile Court	D5021-Branch Wiring Devices	\$ 214,910	\$ 117,728	\$ 97,182
7,038	El Dorado	Johnson Bldg.	D5021-Branch Wiring Devices	\$ 121,350	\$ 121,350	\$ -
7,039	Los Angeles	Downey Courthouse	D5021-Branch Wiring Devices	\$ 146,019	\$ 122,218	\$ 23,801
7,040	Los Angeles	Van Nuys Courthouse West	D5021-Branch Wiring Devices	\$ 158,246	\$ 127,356	\$ 30,890
7,041	El Dorado	Cameron Park	D5021-Branch Wiring Devices	\$ 130,306	\$ 130,306	\$ -



Line #	County	Facility Name	Project System Targeted for Renewal	Project Rough Order of Magnitude	Judicial Branch Share of Cost	County Share of Cost
7,042	Orange	Harbor Justice Center-Newport Beach Facility	D5021-Branch Wiring Devices	\$ 155,098	\$ 130,779	\$ 24,319
7,043	Los Angeles	Pomona Courthouse South	D5021-Branch Wiring Devices	\$ 131,155	\$ 131,155	\$ -
7,044	Ventura	East County Courthouse	D5021-Branch Wiring Devices	\$ 212,675	\$ 131,327	\$ 81,348
7,045	Ventura	East County Courthouse	D5021-Branch Wiring Devices	\$ 223,621	\$ 138,086	\$ 85,535
7,046	Kern	Shafter/Wasco Courts Bldg.	D5021-Branch Wiring Devices	\$ 154,453	\$ 138,930	\$ 15,523
7,047	Riverside	Riverside Juvenile Court	D5021-Branch Wiring Devices	\$ 282,047	\$ 139,162	\$ 142,885
7,048	San Diego	Trailer - Dept 34	D5021-Branch Wiring Devices	\$ 143,786	\$ 143,786	\$ -
7,049	Butte	Butte County Courthouse	D5021-Branch Wiring Devices	\$ 145,069	\$ 145,069	\$ -
7,050	Kern	Arvin/ Lamont Branch	D5021-Branch Wiring Devices	\$ 244,762	\$ 149,085	\$ 95,677
7,051	San Mateo	Northern Branch Courthouse	D5021-Branch Wiring Devices	\$ 150,125	\$ 150,125	\$ -
7,052	Fresno	Fresno County Courthouse	D5021-Branch Wiring Devices	\$ 151,087	\$ 151,087	\$ -
7,053	San Bernardino	Barstow Courthouse	D5021-Branch Wiring Devices	\$ 152,571	\$ 152,571	\$ -
7,054	Del Norte	Del Norte County Superior Court	D5021-Branch Wiring Devices	\$ 249,272	\$ 152,729	\$ 96,543
7,055	Ventura	East County Courthouse	D5021-Branch Wiring Devices	\$ 252,857	\$ 156,139	\$ 96,718
7,056	San Mateo	Northern Branch Courthouse	D5021-Branch Wiring Devices	\$ 158,773	\$ 158,773	\$ -
7,057	Imperial	Imperial County Courthouse	D5021-Branch Wiring Devices	\$ 161,974	\$ 161,974	\$ -
7,058	Los Angeles	Inglewood Courthouse	D5021-Branch Wiring Devices	\$ 222,394	\$ 165,817	\$ 56,577
7,059	Los Angeles	Inglewood Juvenile Court	D5021-Branch Wiring Devices	\$ 167,428	\$ 167,428	\$ -
7,060	Los Angeles	Burbank Courthouse	D5021-Branch Wiring Devices	\$ 186,611	\$ 169,368	\$ 17,243
7,061	Santa Clara	Hall of Justice (West)	D5021-Branch Wiring Devices	\$ 170,874	\$ 170,874	\$ -
7,062	Los Angeles	Alfred J. McCourtney Juvenile Justice Center	D5021-Branch Wiring Devices	\$ 259,338	\$ 179,073	\$ 80,265
7,063	Los Angeles	Glendale Courthouse	D5021-Branch Wiring Devices	\$ 197,854	\$ 179,137	\$ 18,717
7,064	San Luis Obispo	Courthouse Annex	D5021-Branch Wiring Devices	\$ 186,206	\$ 186,206	\$ -
7,065	Riverside	Palm Springs Courts	D5021-Branch Wiring Devices	\$ 195,678	\$ 195,678	\$ -
7,066	San Bernardino	Fontana Courthouse	D5021-Branch Wiring Devices	\$ 198,660	\$ 198,660	\$ -
7,067	Orange	North Justice Center	D5021-Branch Wiring Devices	\$ 220,806	\$ 199,410	\$ 21,396
7,068	Los Angeles	Hollywood Courthouse	D5021-Branch Wiring Devices	\$ 250,400	\$ 228,089	\$ 22,311
7,069	Orange	Harbor Justice Center-Newport Beach Facility	D5021-Branch Wiring Devices	\$ 240,032	\$ 240,032	\$ -
7,070	Contra Costa	Walnut Creek Courthouse	D5021-Branch Wiring Devices	\$ 263,883	\$ 263,883	\$ -
7,071	Santa Barbara	Santa Barbara County Courthouse	D5021-Branch Wiring Devices	\$ 264,541	\$ 264,541	\$ -
7,072	Tulare	Visalia Superior Court	D5021-Branch Wiring Devices	\$ 277,424	\$ 277,424	\$ -
7,073	Alameda	George E. McDonald Hall of Justice	D5021-Branch Wiring Devices	\$ 279,118	\$ 279,118	\$ -
7,074	San Luis Obispo	Courthouse Annex	D5021-Branch Wiring Devices	\$ 287,994	\$ 287,994	\$ -



Line #	County	Facility Name	Project System Targeted for Renewal	Project Rough Order of Magnitude	Judicial Branch Share of Cost	County Share of Cost
7,075	Los Angeles	Parking Structure Lot 59- Whittier Admin CTR	D5021-Branch Wiring Devices	\$ 295,673	\$ 295,673	\$ -
7,076	San Diego	Kearny Mesa Court	D5021-Branch Wiring Devices	\$ 300,446	\$ 300,446	\$ -
7,077	San Luis Obispo	Courthouse Annex	D5021-Branch Wiring Devices	\$ 312,537	\$ 312,537	\$ -
7,078	Santa Barbara	Santa Barbara County Courthouse	D5021-Branch Wiring Devices	\$ 313,878	\$ 313,878	\$ -
7,079	Solano	Solano Justice Building	D5021-Branch Wiring Devices	\$ 314,552	\$ 314,552	\$ -
7,080	Imperial	Imperial County Courthouse	D5021-Branch Wiring Devices	\$ 323,947	\$ 323,947	\$ -
7,081	Los Angeles	West Covina Courthouse	D5021-Branch Wiring Devices	\$ 330,059	\$ 330,059	\$ -
7,082	San Diego	Juvenile Court	D5021-Branch Wiring Devices	\$ 338,927	\$ 338,927	\$ -
7,083	San Bernardino	Barstow Courthouse	D5021-Branch Wiring Devices	\$ 341,698	\$ 341,698	\$ -
7,084	Orange	North Justice Center	D5021-Branch Wiring Devices	\$ 379,910	\$ 343,097	\$ 36,813
7,085	Los Angeles	Pomona Courthouse South	D5021-Branch Wiring Devices	\$ 349,747	\$ 349,747	\$ -
7,086	San Bernardino	Victorville Courthouse-Dept. N-1	D5021-Branch Wiring Devices	\$ 366,170	\$ 366,170	\$ -
7,087	Los Angeles	Beverly Hills Courthouse	D5021-Branch Wiring Devices	\$ 460,905	\$ 366,512	\$ 94,393
7,088	Los Angeles	El Monte Courthouse	D5021-Branch Wiring Devices	\$ 632,446	\$ 367,578	\$ 264,868
7,089	Orange	West Justice Center	D5021-Branch Wiring Devices	\$ 369,871	\$ 369,871	\$ -
7,090	Santa Clara	Santa Clara Courthouse	D5021-Branch Wiring Devices	\$ 382,291	\$ 382,291	\$ -
7,091	Los Angeles	Pomona Courthouse North	D5021-Branch Wiring Devices	\$ 413,288	\$ 397,790	\$ 15,498
7,092	Los Angeles	Central Arraignment Courts	D5021-Branch Wiring Devices	\$ 451,862	\$ 407,715	\$ 44,147
7,093	San Diego	East County Regional Center	D5021-Branch Wiring Devices	\$ 423,017	\$ 423,017	\$ -
7,094	San Diego	North County Regional Center - North	D5021-Branch Wiring Devices	\$ 436,440	\$ 436,440	\$ -
7,095	Kern	Bakersfield Juvenile Center	D5021-Branch Wiring Devices	\$ 695,058	\$ 464,021	\$ 231,037
7,096	San Mateo	Hall of Justice	D5021-Branch Wiring Devices	\$ 467,369	\$ 467,369	\$ -
7,097	Santa Barbara	Santa Barbara County Courthouse	D5021-Branch Wiring Devices	\$ 469,855	\$ 469,855	\$ -
7,098	Contra Costa	Jail Annex	D5021-Branch Wiring Devices	\$ 482,153	\$ 482,153	\$ -
7,099	Kern	Bakersfield Justice Bldg.	D5021-Branch Wiring Devices	\$ 495,396	\$ 495,396	\$ -
7,100	San Diego	North County Regional Center - North	D5021-Branch Wiring Devices	\$ 500,401	\$ 500,401	\$ -
7,101	Kern	Bakersfield Justice Bldg.	D5021-Branch Wiring Devices	\$ 502,001	\$ 502,001	\$ -
7,102	Humboldt	Humboldt County Courthouse (Eureka)	D5021-Branch Wiring Devices	\$ 510,840	\$ 510,840	\$ -
7,103	San Bernardino	San Bernardino Courthouse - Annex	D5021-Branch Wiring Devices	\$ 516,582	\$ 516,582	\$ -
7,104	Los Angeles	East Los Angeles Courthouse	D5021-Branch Wiring Devices	\$ 704,807	\$ 547,776	\$ 157,031
7,105	Los Angeles	Santa Monica Courthouse	D5021-Branch Wiring Devices	\$ 733,672	\$ 575,859	\$ 157,813
7,106	Los Angeles	Downey Courthouse	D5021-Branch Wiring Devices	\$ 718,731	\$ 601,578	\$ 117,153
7,107	Santa Clara	Hall of Justice (West)	D5021-Branch Wiring Devices	\$ 624,374	\$ 624,374	\$ -
7,108	San Diego	East County Regional Center	D5021-Branch Wiring Devices	\$ 628,725	\$ 628,725	\$ -
7,109	Los Angeles	Bellflower Courthouse	D5021-Branch Wiring Devices	\$ 812,254	\$ 633,071	\$ 179,183



Line #	County	Facility Name	Project System Targeted for Renewal	Project Rough Order of Magnitude	Judicial Branch Share of Cost	County Share of Cost
7,110	Los Angeles	Pasadena Courthouse	D5021-Branch Wiring Devices	\$ 913,984	\$ 633,848	\$ 280,136
7,111	Los Angeles	Alhambra Courthouse	D5021-Branch Wiring Devices	\$ 740,964	\$ 637,229	\$ 103,735
7,112	Los Angeles	Inglewood Courthouse	D5021-Branch Wiring Devices	\$ 855,360	\$ 637,756	\$ 217,604
7,113	Ventura	Hall of Justice	D5021-Branch Wiring Devices	\$ 648,704	\$ 648,704	\$ -
7,114	Los Angeles	Torrance Courthouse	D5021-Branch Wiring Devices	\$ 718,297	\$ 649,556	\$ 68,741
7,115	Tulare	Visalia Superior Court	D5021-Branch Wiring Devices	\$ 660,993	\$ 660,993	\$ -
7,116	Los Angeles	West Covina Courthouse	D5021-Branch Wiring Devices	\$ 668,473	\$ 668,473	\$ -
7,117	Solano	Hall of Justice	D5021-Branch Wiring Devices	\$ 942,265	\$ 686,157	\$ 256,108
7,118	Los Angeles	Metropolitan Courthouse	D5021-Branch Wiring Devices	\$ 733,672	\$ 693,614	\$ 40,058
7,119	San Diego	East County Regional Center	D5021-Branch Wiring Devices	\$ 710,414	\$ 710,414	\$ -
7,120	Los Angeles	Stanley Mosk Courthouse	D5021-Branch Wiring Devices	\$ 733,672	\$ 713,569	\$ 20,103
7,121	San Diego	South County Regional Center	D5021-Branch Wiring Devices	\$ 724,838	\$ 724,838	\$ -
7,122	Orange	Betty Lou Lamoreaux Justice Center	D5021-Branch Wiring Devices	\$ 918,311	\$ 734,190	\$ 184,121
7,123	Los Angeles	Whittier Courthouse	D5021-Branch Wiring Devices	\$ 734,443	\$ 734,443	\$ -
7,124	Ventura	Hall of Justice	D5021-Branch Wiring Devices	\$ 757,193	\$ 757,193	\$ -
7,125	Los Angeles	Van Nuys Courthouse East	D5021-Branch Wiring Devices	\$ 895,935	\$ 804,012	\$ 91,923
7,126	Los Angeles	Edmund D. Edelman Children's Court	D5021-Branch Wiring Devices	\$ 1,290,698	\$ 903,360	\$ 387,338
7,127	San Francisco	Hall of Justice	D5021-Branch Wiring Devices	\$ 1,027,119	\$ 1,027,119	\$ -
7,128	Los Angeles	Norwalk Courthouse	D5021-Branch Wiring Devices	\$ 1,389,202	\$ 1,181,238	\$ 207,964
7,129	Los Angeles	Compton Courthouse	D5021-Branch Wiring Devices	\$ 1,197,565	\$ 1,197,565	\$ -
7,130	Los Angeles	Pomona Courthouse South	D5021-Branch Wiring Devices	\$ 1,215,372	\$ 1,215,372	\$ -
7,131	Los Angeles	Van Nuys Courthouse West	D5021-Branch Wiring Devices	\$ 1,518,960	\$ 1,222,459	\$ 296,501
7,132	Alameda	Fremont Hall of Justice	D5021-Branch Wiring Devices	\$ 1,339,982	\$ 1,339,982	\$ -
7,133	Fresno	Fresno County Courthouse	D5021-Branch Wiring Devices	\$ 1,362,020	\$ 1,362,020	\$ -
7,134	Santa Clara	Downtown Superior Court	D5021-Branch Wiring Devices	\$ 1,384,136	\$ 1,384,136	\$ -
7,135	Los Angeles	Compton Courthouse	D5021-Branch Wiring Devices	\$ 1,412,751	\$ 1,412,751	\$ -
7,136	Los Angeles	Compton Courthouse	D5021-Branch Wiring Devices	\$ 1,451,660	\$ 1,451,660	\$ -
7,137	Kern	Bakersfield Superior Court	D5021-Branch Wiring Devices	\$ 1,585,267	\$ 1,585,267	\$ -
7,138	Ventura	Hall of Justice	D5021-Branch Wiring Devices	\$ 1,612,998	\$ 1,612,998	\$ -
7,139	Sacramento	Gordon Schaber Sacramento Superior Court	D5021-Branch Wiring Devices	\$ 1,640,787	\$ 1,640,787	\$ -
7,140	Alameda	Wiley W. Manuel Courthouse	D5021-Branch Wiring Devices	\$ 2,116,730	\$ 1,773,820	\$ 342,910
7,141	Alameda	Hayward Hall of Justice	D5021-Branch Wiring Devices	\$ 1,995,235	\$ 1,995,235	\$ -
7,142	Los Angeles	Clara Shortridge Foltz Criminal Justice Center	D5021-Branch Wiring Devices	\$ 7,434,066	\$ 5,113,894	\$ 2,320,172
7,143	Los Angeles	Hall of Records	D5022-Lighting Equipment	\$ 23,039	\$ 2,440	\$ 20,599



Line #	County	Facility Name	Project System Targeted for Renewal	Project Rough Order of Magnitude	Judicial Branch Share of Cost	County Share of Cost
7,144	Los Angeles	Monrovia Training Center	D5022-Lighting Equipment	\$ 3,896	\$ 2,738	\$ 1,158
7,145	Riverside	Blythe Courthouse - Superior Court	D5022-Lighting Equipment	\$ 3,017	\$ 3,017	\$ -
7,146	Los Angeles	Eastlake Juvenile Court	D5022-Lighting Equipment	\$ 8,060	\$ 4,415	\$ 3,645
7,147	Los Angeles	Monrovia Training Center	D5022-Lighting Equipment	\$ 10,217	\$ 7,182	\$ 3,035
7,148	Los Angeles	David M. Kenyon Juvenile Justice Center	D5022-Lighting Equipment	\$ 18,826	\$ 7,655	\$ 11,171
7,149	Los Angeles	Santa Clarita Courthouse	D5022-Lighting Equipment	\$ 9,570	\$ 8,459	\$ 1,111
7,150	Los Angeles	Eastlake Juvenile Court	D5022-Lighting Equipment	\$ 17,076	\$ 9,354	\$ 7,722
7,151	Riverside	Riverside Juvenile Justice Trailers	D5022-Lighting Equipment	\$ 9,654	\$ 9,654	\$ -
7,152	Los Angeles	Monrovia Training Center	D5022-Lighting Equipment	\$ 14,046	\$ 9,873	\$ 4,173
7,153	Santa Barbara	Santa Barbara Court Trailer	D5022-Lighting Equipment	\$ 20,405	\$ 10,203	\$ 10,203
7,154	Kings	Corcoran Court	D5022-Lighting Equipment	\$ 11,086	\$ 11,086	\$ -
7,155	Los Angeles	Airport Courthouse	D5022-Lighting Equipment	\$ 14,476	\$ 11,171	\$ 3,305
7,156	San Diego	North County Regional Center - North	D5022-Lighting Equipment	\$ 12,720	\$ 12,720	\$ -
7,157	Los Angeles	Los Padornos Juvenile Court	D5022-Lighting Equipment	\$ 45,900	\$ 13,458	\$ 32,442
7,158	Los Angeles	Burbank Courthouse	D5022-Lighting Equipment	\$ 15,648	\$ 14,202	\$ 1,446
7,159	Los Angeles	Pasadena Courthouse	D5022-Lighting Equipment	\$ 22,048	\$ 15,290	\$ 6,758
7,160	Riverside	Blythe Courthouse - Superior Court	D5022-Lighting Equipment	\$ 16,426	\$ 16,426	\$ -
7,161	Los Angeles	Metropolitan Courthouse	D5022-Lighting Equipment	\$ 17,392	\$ 16,442	\$ 950
7,162	Los Angeles	Hall of Records	D5022-Lighting Equipment	\$ 160,540	\$ 17,001	\$ 143,539
7,163	San Luis Obispo	1070 Palm St.	D5022-Lighting Equipment	\$ 17,667	\$ 17,667	\$ -
7,164	Los Angeles	Edmund D. Edelman Children's Court	D5022-Lighting Equipment	\$ 25,388	\$ 17,769	\$ 7,619
7,165	El Dorado	Bldg. C	D5022-Lighting Equipment	\$ 106,704	\$ 22,088	\$ 84,616
7,166	Siskiyou	Siskiyou County Courthouse	D5022-Lighting Equipment	\$ 69,253	\$ 23,290	\$ 45,963
7,167	Los Angeles	Torrance Courthouse	D5022-Lighting Equipment	\$ 27,183	\$ 24,582	\$ 2,601
7,168	Los Angeles	Sylmar Juvenile Court	D5022-Lighting Equipment	\$ 74,280	\$ 25,485	\$ 48,795
7,169	Los Angeles	Alfred J. McCourtney Juvenile Justice Center	D5022-Lighting Equipment	\$ 36,970	\$ 25,528	\$ 11,442
7,170	Kings	Avenal Court	D5022-Lighting Equipment	\$ 45,068	\$ 26,144	\$ 18,924
7,171	San Luis Obispo	Grover Beach Branch	D5022-Lighting Equipment	\$ 26,696	\$ 26,696	\$ -
7,172	Los Angeles	El Monte Courthouse	D5022-Lighting Equipment	\$ 46,314	\$ 26,918	\$ 19,396
7,173	Los Angeles	Beverly Hills Courthouse	D5022-Lighting Equipment	\$ 33,867	\$ 26,931	\$ 6,936
7,174	El Dorado	Bldg. C	D5022-Lighting Equipment	\$ 141,624	\$ 29,316	\$ 112,308
7,175	Los Angeles	Santa Monica Courthouse	D5022-Lighting Equipment	\$ 41,623	\$ 32,670	\$ 8,953
7,176	Los Angeles	Stanley Mosk Courthouse	D5022-Lighting Equipment	\$ 35,984	\$ 34,998	\$ 986
7,177	Lake	Lakeport Court Facility	D5022-Lighting Equipment	\$ 117,094	\$ 35,128	\$ 81,966
7,178	Solano	Solano Justice Building	D5022-Lighting Equipment	\$ 35,681	\$ 35,681	\$ -



Line #	County	Facility Name	Project System Targeted for Renewal	Project Rough Order of Magnitude	Judicial Branch Share of Cost	County Share of Cost
7,179	Riverside	Palm Springs Courts	D5022-Lighting Equipment	\$ 88,457	\$ 35,922	\$ 52,535
7,180	Nevada	Nevada City Courthouse Annex	D5022-Lighting Equipment	\$ 89,907	\$ 38,399	\$ 51,508
7,181	Kern	Taft Courts Bldg.	D5022-Lighting Equipment	\$ 41,563	\$ 41,563	\$ -
7,182	El Dorado	Cameron Park	D5022-Lighting Equipment	\$ 44,826	\$ 44,826	\$ -
7,183	Tulare	Tulare Division	D5022-Lighting Equipment	\$ 67,047	\$ 46,933	\$ 20,114
7,184	San Diego	South County Regional Center	D5022-Lighting Equipment	\$ 132,499	\$ 47,488	\$ 85,011
7,185	Los Angeles	Edmund D. Edelman Children's Court	D5022-Lighting Equipment	\$ 70,234	\$ 49,157	\$ 21,077
7,186	Kern	Bakersfield Justice Bldg.	D5022-Lighting Equipment	\$ 96,522	\$ 49,303	\$ 47,219
7,187	Los Angeles	Clara Shortridge Foltz Criminal Justice Center	D5022-Lighting Equipment	\$ 76,091	\$ 52,343	\$ 23,748
7,188	Kings	Corcoran Court	D5022-Lighting Equipment	\$ 59,927	\$ 52,496	\$ 7,431
7,189	Riverside	Blythe Courthouse - Superior Court	D5022-Lighting Equipment	\$ 54,305	\$ 54,305	\$ -
7,190	Los Angeles	Chatsworth Courthouse	D5022-Lighting Equipment	\$ 72,965	\$ 61,145	\$ 11,820
7,191	Orange	North Justice Center	D5022-Lighting Equipment	\$ 68,275	\$ 61,659	\$ 6,616
7,192	Los Angeles	Malibu Courthouse	D5022-Lighting Equipment	\$ 173,086	\$ 65,738	\$ 107,348
7,193	Riverside	Palm Springs Courts	D5022-Lighting Equipment	\$ 164,274	\$ 66,712	\$ 97,562
7,194	San Diego	North County Regional Center - Annex	D5022-Lighting Equipment	\$ 71,159	\$ 71,159	\$ -
7,195	Solano	Hall of Justice	D5022-Lighting Equipment	\$ 71,363	\$ 71,363	\$ -
7,196	Santa Barbara	Santa Barbara Jury Assembly Bldg.	D5022-Lighting Equipment	\$ 78,034	\$ 78,034	\$ -
7,197	Kern	Delano/North Kern Court	D5022-Lighting Equipment	\$ 97,783	\$ 78,852	\$ 18,931
7,198	San Diego	South County Regional Center	D5022-Lighting Equipment	\$ 231,873	\$ 83,103	\$ 148,770
7,199	San Bernardino	Victorville Courthouse-Dept. N-1	D5022-Lighting Equipment	\$ 131,679	\$ 84,604	\$ 47,075
7,200	Nevada	Nevada City Courthouse Annex	D5022-Lighting Equipment	\$ 204,322	\$ 87,266	\$ 117,056
7,201	Stanislaus	Hall of Records	D5022-Lighting Equipment	\$ 187,245	\$ 87,574	\$ 99,671
7,202	Stanislaus	Modesto Main Courthouse	D5022-Lighting Equipment	\$ 91,316	\$ 91,124	\$ 192
7,203	El Dorado	Bldg. C	D5022-Lighting Equipment	\$ 461,927	\$ 95,619	\$ 366,308
7,204	Kern	Bakersfield Juvenile Center	D5022-Lighting Equipment	\$ 144,783	\$ 96,657	\$ 48,126
7,205	Los Angeles	Downey Courthouse	D5022-Lighting Equipment	\$ 97,623	\$ 97,623	\$ -
7,206	Los Angeles	Inglewood Courthouse	D5022-Lighting Equipment	\$ 132,176	\$ 98,550	\$ 33,626
7,207	Los Angeles	Pomona Courthouse South	D5022-Lighting Equipment	\$ 119,052	\$ 108,504	\$ 10,548
7,208	Los Angeles	Hollywood Courthouse	D5022-Lighting Equipment	\$ 127,388	\$ 116,038	\$ 11,350
7,209	Los Angeles	Inglewood Juvenile Court	D5022-Lighting Equipment	\$ 146,102	\$ 118,021	\$ 28,081
7,210	San Bernardino	Victorville Courthouse-Dept. N-1	D5022-Lighting Equipment	\$ 186,430	\$ 119,781	\$ 66,649
7,211	Kern	Shafter/Wasco Courts Bldg.	D5022-Lighting Equipment	\$ 135,420	\$ 121,810	\$ 13,610
7,212	Los Angeles	Eastlake Juvenile Court	D5022-Lighting Equipment	\$ 227,885	\$ 124,835	\$ 103,050
7,213	Riverside	Riverside Juvenile Court	D5022-Lighting Equipment	\$ 256,835	\$ 126,722	\$ 130,113



Line #	County	Facility Name	Project System Targeted for Renewal	Project Rough Order of Magnitude	Judicial Branch Share of Cost	County Share of Cost
7,214	Los Angeles	Airport Courthouse	D5022-Lighting Equipment	\$ 165,910	\$ 128,033	\$ 37,877
7,215	San Mateo	Central Branch	D5022-Lighting Equipment	\$ 128,501	\$ 128,501	\$ -
7,216	Los Angeles	Metropolitan Courthouse	D5022-Lighting Equipment	\$ 138,871	\$ 131,289	\$ 7,582
7,217	Los Angeles	Downey Courthouse	D5022-Lighting Equipment	\$ 132,544	\$ 132,544	\$ -
7,218	Kern	Bakersfield Juvenile Center	D5022-Lighting Equipment	\$ 201,087	\$ 134,246	\$ 66,841
7,219	Santa Cruz	Main Courthouse	D5022-Lighting Equipment	\$ 138,503	\$ 137,270	\$ 1,233
7,220	Los Angeles	Inglewood Courthouse	D5022-Lighting Equipment	\$ 202,152	\$ 150,725	\$ 51,427
7,221	Los Angeles	Metropolitan Courthouse	D5022-Lighting Equipment	\$ 179,306	\$ 169,516	\$ 9,790
7,222	Los Angeles	Santa Monica Courthouse	D5022-Lighting Equipment	\$ 235,555	\$ 184,887	\$ 50,668
7,223	San Diego	Hall of Justice	D5022-Lighting Equipment	\$ 463,747	\$ 186,612	\$ 277,135
7,224	Solano	Solano Justice Building	D5022-Lighting Equipment	\$ 245,837	\$ 187,082	\$ 58,755
7,225	San Bernardino	Barstow Courthouse	D5022-Lighting Equipment	\$ 247,432	\$ 192,824	\$ 54,608
7,226	Los Angeles	Michael D. Antonovich Antelope Valley Courthouse	D5022-Lighting Equipment	\$ 262,428	\$ 192,911	\$ 69,517
7,227	Kern	Bakersfield Juvenile Center	D5022-Lighting Equipment	\$ 289,566	\$ 193,314	\$ 96,252
7,228	Los Angeles	Burbank Courthouse	D5022-Lighting Equipment	\$ 218,118	\$ 197,964	\$ 20,154
7,229	San Francisco	Hall of Justice	D5022-Lighting Equipment	\$ 890,029	\$ 207,021	\$ 683,008
7,230	Los Angeles	Santa Monica Courthouse	D5022-Lighting Equipment	\$ 270,679	\$ 212,456	\$ 58,223
7,231	Los Angeles	Santa Clarita Courthouse	D5022-Lighting Equipment	\$ 241,441	\$ 213,410	\$ 28,031
7,232	San Mateo	Hall of Justice	D5022-Lighting Equipment	\$ 404,989	\$ 213,429	\$ 191,560
7,233	Kern	Arvin/ Lamont Branch	D5022-Lighting Equipment	\$ 214,601	\$ 214,601	\$ -
7,234	San Bernardino	Victorville Courthouse-Dept. N-1	D5022-Lighting Equipment	\$ 335,297	\$ 215,428	\$ 119,869
7,235	Los Angeles	Glendale Courthouse	D5022-Lighting Equipment	\$ 239,506	\$ 216,849	\$ 22,657
7,236	Del Norte	Del Norte County Superior Court	D5022-Lighting Equipment	\$ 217,336	\$ 217,336	\$ -
7,237	Orange	Civil Complex Center ("CXC")	D5022-Lighting Equipment	\$ 218,872	\$ 218,872	\$ -
7,238	San Mateo	Northern Branch Courthouse	D5022-Lighting Equipment	\$ 267,669	\$ 222,727	\$ 44,942
7,239	Los Angeles	Stanley Mosk Courthouse	D5022-Lighting Equipment	\$ 235,555	\$ 229,101	\$ 6,454
7,240	Kern	Bakersfield Justice Bldg.	D5022-Lighting Equipment	\$ 450,436	\$ 230,083	\$ 220,353
7,241	Kern	Bakersfield Justice Bldg.	D5022-Lighting Equipment	\$ 450,436	\$ 230,083	\$ 220,353
7,242	San Diego	North County Regional Center - North	D5022-Lighting Equipment	\$ 231,873	\$ 231,873	\$ -
7,243	San Diego	South County Regional Center	D5022-Lighting Equipment	\$ 662,495	\$ 237,438	\$ 425,057
7,244	Alameda	George E. McDonald Hall of Justice	D5022-Lighting Equipment	\$ 242,639	\$ 242,639	\$ -
7,245	Los Angeles	Burbank Courthouse	D5022-Lighting Equipment	\$ 271,507	\$ 246,420	\$ 25,087
7,246	San Diego	Hall of Justice	D5022-Lighting Equipment	\$ 612,484	\$ 246,464	\$ 366,020
7,247	Sonoma	Hall of Justice	D5022-Lighting Equipment	\$ 439,474	\$ 261,048	\$ 178,426
7,248	Kern	Bakersfield Superior Court	D5022-Lighting Equipment	\$ 418,262	\$ 261,414	\$ 156,848



Line #	County	Facility Name	Project System Targeted for Renewal	Project Rough Order of Magnitude	Judicial Branch Share of Cost	County Share of Cost
7,249	Kern	Bakersfield Superior Court	D5022-Lighting Equipment	\$ 418,262	\$ 261,414	\$ 156,848
7,250	Los Angeles	Stanley Mosk Courthouse	D5022-Lighting Equipment	\$ 270,679	\$ 263,262	\$ 7,417
7,251	Solano	Solano Justice Building	D5022-Lighting Equipment	\$ 354,006	\$ 269,399	\$ 84,607
7,252	Los Angeles	Pomona Courthouse South	D5022-Lighting Equipment	\$ 317,472	\$ 289,344	\$ 28,128
7,253	Los Angeles	Central Arraignment Courts	D5022-Lighting Equipment	\$ 323,734	\$ 292,105	\$ 31,629
7,254	Solano	Hall of Justice	D5022-Lighting Equipment	\$ 413,658	\$ 301,226	\$ 112,432
7,255	Santa Clara	Historic Courthouse	D5022-Lighting Equipment	\$ 302,393	\$ 302,393	\$ -
7,256	Los Angeles	Santa Monica Courthouse	D5022-Lighting Equipment	\$ 392,615	\$ 308,164	\$ 84,451
7,257	Los Angeles	Alhambra Courthouse	D5022-Lighting Equipment	\$ 362,399	\$ 311,663	\$ 50,736
7,258	Stanislaus	Modesto Main Courthouse	D5022-Lighting Equipment	\$ 315,461	\$ 314,799	\$ 662
7,259	Los Angeles	Beverly Hills Courthouse	D5022-Lighting Equipment	\$ 397,624	\$ 316,191	\$ 81,433
7,260	San Diego	Hall of Justice	D5022-Lighting Equipment	\$ 808,244	\$ 325,237	\$ 483,007
7,261	Shasta	Main Courthouse	D5022-Lighting Equipment	\$ 500,033	\$ 348,573	\$ 151,460
7,262	Los Angeles	Pomona Courthouse North	D5022-Lighting Equipment	\$ 375,149	\$ 361,081	\$ 14,068
7,263	Sacramento	Gordon Schaber Sacramento Superior Court	D5022-Lighting Equipment	\$ 374,614	\$ 374,614	\$ -
7,264	Los Angeles	Stanley Mosk Courthouse	D5022-Lighting Equipment	\$ 392,615	\$ 381,857	\$ 10,758
7,265	San Diego	East County Regional Center	D5022-Lighting Equipment	\$ 574,648	\$ 389,094	\$ 185,554
7,266	Ventura	Hall of Justice	D5022-Lighting Equipment	\$ 566,977	\$ 396,090	\$ 170,887
7,267	Los Angeles	Hollywood Courthouse	D5022-Lighting Equipment	\$ 437,274	\$ 398,313	\$ 38,961
7,268	San Diego	North County Regional Center - North	D5022-Lighting Equipment	\$ 398,902	\$ 398,902	\$ -
7,269	Los Angeles	El Monte Courthouse	D5022-Lighting Equipment	\$ 738,570	\$ 429,257	\$ 309,313
7,270	San Diego	East County Regional Center	D5022-Lighting Equipment	\$ 649,312	\$ 439,649	\$ 209,663
7,271	Los Angeles	Beverly Hills Courthouse	D5022-Lighting Equipment	\$ 555,006	\$ 441,341	\$ 113,665
7,272	Imperial	Imperial County Courthouse	D5022-Lighting Equipment	\$ 442,483	\$ 442,483	\$ -
7,273	San Diego	North County Regional Center - South	D5022-Lighting Equipment	\$ 672,523	\$ 452,204	\$ 220,319
7,274	Tulare	Visalia Superior Court	D5022-Lighting Equipment	\$ 461,158	\$ 461,158	\$ -
7,275	San Diego	Hall of Justice	D5022-Lighting Equipment	\$ 1,146,117	\$ 461,197	\$ 684,920
7,276	Ventura	Hall of Justice	D5022-Lighting Equipment	\$ 661,798	\$ 462,332	\$ 199,466
7,277	Napa	Criminal Court Building	D5022-Lighting Equipment	\$ 479,850	\$ 479,850	\$ -
7,278	Los Angeles	East Los Angeles Courthouse	D5022-Lighting Equipment	\$ 628,796	\$ 488,700	\$ 140,096
7,279	Orange	Central Justice Center	D5022-Lighting Equipment	\$ 552,422	\$ 503,643	\$ 48,779
7,280	San Bernardino	San Bernardino Courthouse - Annex	D5022-Lighting Equipment	\$ 529,638	\$ 506,546	\$ 23,092
7,281	San Diego	East County Regional Center	D5022-Lighting Equipment	\$ 790,125	\$ 534,994	\$ 255,131
7,282	Sonoma	Hall of Justice	D5022-Lighting Equipment	\$ 923,508	\$ 548,564	\$ 374,944
7,283	San Diego	County Courthouse	D5022-Lighting Equipment	\$ 714,442	\$ 553,121	\$ 161,321



Line #	County	Facility Name	Project System Targeted for Renewal	Project Rough Order of Magnitude	Judicial Branch Share of Cost	County Share of Cost
7,284	Contra Costa	George D. Carroll Courthouse	D5022-Lighting Equipment	\$ 716,749	\$ 553,330	\$ 163,419
7,285	Orange	Harbor Justice Center-Newport Beach Facility	D5022-Lighting Equipment	\$ 691,736	\$ 583,272	\$ 108,464
7,286	Stanislaus	Modesto Main Courthouse	D5022-Lighting Equipment	\$ 586,962	\$ 585,729	\$ 1,233
7,287	Kern	Bakersfield Superior Court	D5022-Lighting Equipment	\$ 949,133	\$ 593,208	\$ 355,925
7,288	Los Angeles	Whittier Courthouse	D5022-Lighting Equipment	\$ 697,605	\$ 602,940	\$ 94,665
7,289	Los Angeles	Downey Courthouse	D5022-Lighting Equipment	\$ 652,405	\$ 652,405	\$ -
7,290	Orange	West Justice Center	D5022-Lighting Equipment	\$ 734,367	\$ 665,924	\$ 68,443
7,291	Los Angeles	Torrance Courthouse	D5022-Lighting Equipment	\$ 786,793	\$ 669,876	\$ 116,917
7,292	Los Angeles	Parking Structure Lot 59- Whittier Admin CTR	D5022-Lighting Equipment	\$ 676,612	\$ 676,612	\$ -
7,293	Orange	North Justice Center	D5022-Lighting Equipment	\$ 752,880	\$ 679,926	\$ 72,954
7,294	Los Angeles	Metropolitan Courthouse	D5022-Lighting Equipment	\$ 727,026	\$ 687,330	\$ 39,696
7,295	Los Angeles	Compton Courthouse	D5022-Lighting Equipment	\$ 1,043,570	\$ 690,113	\$ 353,457
7,296	Santa Clara	Hall of Justice (West)	D5022-Lighting Equipment	\$ 692,737	\$ 692,737	\$ -
7,297	Los Angeles	Pasadena Courthouse	D5022-Lighting Equipment	\$ 1,030,875	\$ 714,912	\$ 315,963
7,298	Los Angeles	West Covina Courthouse	D5022-Lighting Equipment	\$ 862,518	\$ 715,976	\$ 146,542
7,299	Los Angeles	Inglewood Courthouse	D5022-Lighting Equipment	\$ 1,018,537	\$ 759,421	\$ 259,116
7,300	Los Angeles	Bellflower Courthouse	D5022-Lighting Equipment	\$ 771,512	\$ 771,512	\$ -
7,301	San Diego	County Courthouse	D5022-Lighting Equipment	\$ 1,008,298	\$ 780,624	\$ 227,674
7,302	Tulare	Visalia Superior Court	D5022-Lighting Equipment	\$ 797,844	\$ 797,844	\$ -
7,303	Los Angeles	Metropolitan Courthouse	D5022-Lighting Equipment	\$ 850,909	\$ 804,449	\$ 46,460
7,304	Ventura	Hall of Justice	D5022-Lighting Equipment	\$ 1,163,962	\$ 813,144	\$ 350,818
7,305	Los Angeles	Compton Courthouse	D5022-Lighting Equipment	\$ 1,231,084	\$ 814,116	\$ 416,968
7,306	Los Angeles	Compton Courthouse	D5022-Lighting Equipment	\$ 1,264,990	\$ 836,538	\$ 428,452
7,307	San Diego	North County Regional Center - South	D5022-Lighting Equipment	\$ 1,370,902	\$ 921,795	\$ 449,107
7,308	Alameda	Fremont Hall of Justice	D5022-Lighting Equipment	\$ 1,164,854	\$ 924,894	\$ 239,960
7,309	Contra Costa	Wakefield Taylor Courthouse	D5022-Lighting Equipment	\$ 943,833	\$ 943,833	\$ -
7,310	Solano	Hall of Justice	D5022-Lighting Equipment	\$ 965,202	\$ 965,202	\$ -
7,311	Riverside	Southwest Justice Center	D5022-Lighting Equipment	\$ 1,280,734	\$ 978,481	\$ 302,253
7,312	Los Angeles	Pomona Courthouse South	D5022-Lighting Equipment	\$ 1,103,215	\$ 1,005,470	\$ 97,745
7,313	Los Angeles	Edmund D. Edelman Children's Court	D5022-Lighting Equipment	\$ 1,487,176	\$ 1,040,874	\$ 446,302
7,314	Los Angeles	Van Nuys Courthouse East	D5022-Lighting Equipment	\$ 1,185,837	\$ 1,064,170	\$ 121,667
7,315	Los Angeles	Clara Shortridge Foltz Criminal Justice Center	D5022-Lighting Equipment	\$ 1,731,985	\$ 1,191,432	\$ 540,553
7,316	Santa Clara	Downtown Superior Court	D5022-Lighting Equipment	\$ 1,245,196	\$ 1,245,196	\$ -



Line #	County	Facility Name	Project System Targeted for Renewal	Project Rough Order of Magnitude	Judicial Branch Share of Cost	County Share of Cost
7,317	San Diego	County Courthouse	D5022-Lighting Equipment	\$ 1,611,626	\$ 1,247,721	\$ 363,905
7,318	Santa Clara	Hall of Justice (East)	D5022-Lighting Equipment	\$ 1,372,626	\$ 1,372,626	\$ -
7,319	Los Angeles	Airport Courthouse	D5022-Lighting Equipment	\$ 1,799,310	\$ 1,388,528	\$ 410,782
7,320	Alameda	Hayward Hall of Justice	D5022-Lighting Equipment	\$ 1,734,468	\$ 1,531,535	\$ 202,933
7,321	Alameda	Wiley W. Manuel Courthouse	D5022-Lighting Equipment	\$ 1,839,887	\$ 1,541,825	\$ 298,062
7,322	Los Angeles	Van Nuys Courthouse West	D5022-Lighting Equipment	\$ 1,934,570	\$ 1,556,942	\$ 377,628
7,323	Orange	Betty Lou Lamoreaux Justice Center	D5022-Lighting Equipment	\$ 1,613,816	\$ 1,613,816	\$ -
7,324	Los Angeles	Chatsworth Courthouse	D5022-Lighting Equipment	\$ 1,951,408	\$ 1,635,280	\$ 316,128
7,325	Los Angeles	Norwalk Courthouse	D5022-Lighting Equipment	\$ 2,002,802	\$ 1,702,983	\$ 299,819
7,326	Los Angeles	Michael D. Antonovich Antelope Valley Courthouse	D5022-Lighting Equipment	\$ 2,479,782	\$ 1,822,888	\$ 656,894
7,327	Fresno	Fresno County Courthouse	D5030-Communications and Security	\$ 3,013	\$ 3,013	\$ -
7,328	Santa Barbara	Santa Barbara Juvenile Court	D5030-Communications and Security	\$ 4,207	\$ 4,207	\$ -
7,329	Santa Barbara	Santa Barbara Juvenile Court	D5030-Communications and Security	\$ 6,624	\$ 6,624	\$ -
7,330	Santa Barbara	Santa Maria Courts, Bldgs. A + B	D5030-Communications and Security	\$ 30,817	\$ 7,097	\$ 23,720
7,331	Santa Barbara	Santa Maria Courts, Bldgs. A + B	D5030-Communications and Security	\$ 30,817	\$ 7,097	\$ 23,720
7,332	Santa Barbara	Santa Barbara Juvenile Court	D5030-Communications and Security	\$ 7,295	\$ 7,295	\$ -
7,333	Santa Barbara	Santa Maria Courts, Bldg F	D5030-Communications and Security	\$ 8,470	\$ 8,470	\$ -
7,334	Santa Barbara	Santa Barbara Juvenile Court	D5030-Communications and Security	\$ 9,274	\$ 9,274	\$ -
7,335	Santa Barbara	Santa Maria Courts, Bldg F	D5030-Communications and Security	\$ 11,537	\$ 11,537	\$ -
7,336	Fresno	Fresno County Courthouse	D5030-Communications and Security	\$ 11,839	\$ 11,839	\$ -
7,337	Santa Barbara	Santa Barbara Jury Assembly Bldg.	D5030-Communications and Security	\$ 11,916	\$ 11,916	\$ -
7,338	Yolo	Family Support	D5030-Communications and Security	\$ 72,275	\$ 12,070	\$ 60,205
7,339	Ventura	East County Courthouse	D5030-Communications and Security	\$ 13,721	\$ 13,721	\$ -
7,340	Sacramento	Credit Union Bldg.	D5030-Communications and Security	\$ 14,537	\$ 14,537	\$ -
7,341	San Francisco	Polk St. Annex	D5030-Communications and Security	\$ 15,963	\$ 15,963	\$ -
7,342	San Joaquin	Lodi Branch- Dept. 2	D5030-Communications and Security	\$ 17,257	\$ 17,257	\$ -
7,343	Santa Barbara	Santa Barbara Jury Assembly Bldg.	D5030-Communications and Security	\$ 20,661	\$ 20,661	\$ -
7,344	San Joaquin	Lodi Branch- Dept. 2	D5030-Communications and Security	\$ 23,670	\$ 23,670	\$ -
7,345	Santa Barbara	Santa Barbara Jury Assembly Bldg.	D5030-Communications and Security	\$ 28,143	\$ 28,143	\$ -
7,346	Santa Barbara	Santa Maria Courts, Bldg F	D5030-Communications and Security	\$ 28,729	\$ 28,729	\$ -
7,347	Placer	Historic Courthouse	D5030-Communications and Security	\$ 38,178	\$ 29,397	\$ 8,781
7,348	Santa Barbara	Santa Maria Juvenile Court (New)	D5030-Communications and Security	\$ 29,481	\$ 29,481	\$ -
7,349	Contra Costa	Concord Courthouse	D5030-Communications and Security	\$ 33,266	\$ 33,266	\$ -
7,350	Sacramento	Credit Union Bldg.	D5030-Communications and Security	\$ 34,332	\$ 34,332	\$ -
7,351	San Francisco	Polk St. Annex	D5030-Communications and Security	\$ 38,963	\$ 38,963	\$ -



Line #	County	Facility Name	Project System Targeted for Renewal	Project Rough Order of Magnitude	Judicial Branch Share of Cost	County Share of Cost
7,352	Santa Barbara	Santa Barbara Jury Assembly Bldg.	D5030-Communications and Security	\$ 38,988	\$ 38,988	\$ -
7,353	Santa Barbara	Santa Maria Juvenile Court (New)	D5030-Communications and Security	\$ 40,156	\$ 40,156	\$ -
7,354	Santa Barbara	Santa Maria Courts, Bldgs. A + B	D5030-Communications and Security	\$ 42,692	\$ 42,692	\$ -
7,355	Santa Barbara	Santa Maria Courts Bldgs C + D	D5030-Communications and Security	\$ 44,474	\$ 44,474	\$ -
7,356	Santa Barbara	Figueroa Division	D5030-Communications and Security	\$ 50,658	\$ 50,658	\$ -
7,357	Yolo	Family Support	D5030-Communications and Security	\$ 53,161	\$ 53,161	\$ -
7,358	Santa Barbara	Santa Maria Juvenile Court (New)	D5030-Communications and Security	\$ 55,631	\$ 55,631	\$ -
7,359	Santa Barbara	Santa Maria Courts Bldgs C + D	D5030-Communications and Security	\$ 105,033	\$ 57,453	\$ 47,580
7,360	Santa Barbara	Santa Maria Courts Bldgs C + D	D5030-Communications and Security	\$ 105,033	\$ 57,453	\$ 47,580
7,361	Santa Barbara	Santa Maria Courts Bldgs C + D	D5030-Communications and Security	\$ 105,033	\$ 57,453	\$ 47,580
7,362	San Joaquin	Lodi Branch- Dept. 2	D5030-Communications and Security	\$ 59,633	\$ 59,633	\$ -
7,363	Sacramento	Credit Union Bldg.	D5030-Communications and Security	\$ 62,040	\$ 62,040	\$ -
7,364	Santa Barbara	Santa Maria Juvenile Court (New)	D5030-Communications and Security	\$ 62,861	\$ 62,861	\$ -
7,365	Santa Barbara	Figueroa Division	D5030-Communications and Security	\$ 69,202	\$ 69,202	\$ -
7,366	Placer	Historic Courthouse	D5030-Communications and Security	\$ 90,165	\$ 69,427	\$ 20,738
7,367	Santa Barbara	Santa Barbara Jury Assembly Bldg.	D5030-Communications and Security	\$ 70,079	\$ 70,079	\$ -
7,368	Orange	Central Justice Center	D5030-Communications and Security	\$ 76,986	\$ 70,188	\$ 6,798
7,369	Orange	Central Justice Center	D5030-Communications and Security	\$ 76,986	\$ 70,188	\$ 6,798
7,370	Santa Barbara	Santa Maria Courts Bldgs C + D	D5030-Communications and Security	\$ 77,110	\$ 77,110	\$ -
7,371	Santa Barbara	Santa Maria Courts Bldgs C + D	D5030-Communications and Security	\$ 77,110	\$ 77,110	\$ -
7,372	Placer	Historic Courthouse	D5030-Communications and Security	\$ 104,472	\$ 80,443	\$ 24,029
7,373	Santa Barbara	Santa Maria Courts, Bldg G	D5030-Communications and Security	\$ 82,150	\$ 82,150	\$ -
7,374	Santa Barbara	Santa Maria Courts Bldgs C + D	D5030-Communications and Security	\$ 162,195	\$ 88,721	\$ 73,474
7,375	San Francisco	Polk St. Annex	D5030-Communications and Security	\$ 93,711	\$ 93,711	\$ -
7,376	Santa Barbara	Santa Maria Juvenile Court (New)	D5030-Communications and Security	\$ 99,994	\$ 99,994	\$ -
7,377	Santa Barbara	Santa Maria Courts, Bldg G	D5030-Communications and Security	\$ 111,899	\$ 107,971	\$ 3,928
7,378	Santa Barbara	Figueroa Division	D5030-Communications and Security	\$ 108,956	\$ 108,956	\$ -
7,379	Santa Barbara	Figueroa Division	D5030-Communications and Security	\$ 112,392	\$ 112,392	\$ -
7,380	Solano	Law And Justice Center	D5030-Communications and Security	\$ 938,814	\$ 118,948	\$ 819,866
7,381	San Bernardino	Chino Courthouse	D5030-Communications and Security	\$ 123,137	\$ 123,137	\$ -
7,382	Contra Costa	Family Law Center	D5030-Communications and Security	\$ 123,696	\$ 123,696	\$ -
7,383	San Bernardino	Chino Courthouse	D5030-Communications and Security	\$ 128,200	\$ 128,200	\$ -
7,384	Santa Barbara	Santa Maria Courts Bldgs C + D	D5030-Communications and Security	\$ 145,509	\$ 145,509	\$ -
7,385	Santa Barbara	Santa Maria Courts Bldgs C + D	D5030-Communications and Security	\$ 145,509	\$ 145,509	\$ -
7,386	San Diego	Family Court	D5030-Communications and Security	\$ 145,955	\$ 145,955	\$ -
7,387	Contra Costa	Bray Courts	D5030-Communications and Security	\$ 154,157	\$ 154,157	\$ -



Line #	County	Facility Name	Project System Targeted for Renewal	Project Rough Order of Magnitude	Judicial Branch Share of Cost	County Share of Cost
7,388	Santa Barbara	Santa Maria Courts, Bldg G	D5030-Communications and Security	\$ 155,021	\$ 155,021	\$ -
7,389	Contra Costa	Family Law Center	D5030-Communications and Security	\$ 164,375	\$ 164,375	\$ -
7,390	San Bernardino	Chino Courthouse	D5030-Communications and Security	\$ 168,045	\$ 168,045	\$ -
7,391	Santa Barbara	Santa Maria Courts, Bldg G	D5030-Communications and Security	\$ 175,168	\$ 175,168	\$ -
7,392	Yolo	Family Support	D5030-Communications and Security	\$ 180,424	\$ 180,424	\$ -
7,393	Contra Costa	Bray Courts	D5030-Communications and Security	\$ 204,853	\$ 204,853	\$ -
7,394	San Diego	Family Court	D5030-Communications and Security	\$ 220,860	\$ 220,860	\$ -
7,395	Placer	Historic Courthouse	D5030-Communications and Security	\$ 225,083	\$ 225,083	\$ -
7,396	Contra Costa	Family Law Center	D5030-Communications and Security	\$ 226,007	\$ 226,007	\$ -
7,397	San Bernardino	Chino Courthouse	D5030-Communications and Security	\$ 232,359	\$ 232,359	\$ -
7,398	Riverside	Family Law Court	D5030-Communications and Security	\$ 249,512	\$ 249,512	\$ -
7,399	Santa Barbara	Santa Maria Courts, Bldg G	D5030-Communications and Security	\$ 278,640	\$ 278,640	\$ -
7,400	San Diego	Family Court	D5030-Communications and Security	\$ 348,159	\$ 348,159	\$ -
7,401	Sacramento	Carol Miller Justice Center Court Facility	D5030-Communications and Security	\$ 356,880	\$ 348,850	\$ 8,030
7,402	Riverside	Larson Justice Center	D5030-Communications and Security	\$ 369,787	\$ 369,787	\$ -
7,403	Orange	Central Justice Center	D5030-Communications and Security	\$ 390,433	\$ 390,433	\$ -
7,404	Contra Costa	Family Law Center	D5030-Communications and Security	\$ 397,166	\$ 397,166	\$ -
7,405	Riverside	Family Law Court	D5030-Communications and Security	\$ 402,635	\$ 402,635	\$ -
7,406	Riverside	Hall of Justice	D5030-Communications and Security	\$ 404,583	\$ 404,583	\$ -
7,407	San Bernardino	Chino Courthouse	D5030-Communications and Security	\$ 419,033	\$ 419,033	\$ -
7,408	Riverside	Larson Justice Center	D5030-Communications and Security	\$ 504,665	\$ 491,493	\$ 13,172
7,409	San Francisco	Civic Center Courthouse	D5030-Communications and Security	\$ 491,716	\$ 491,716	\$ -
7,410	San Bernardino	Rancho Cucamonga Courthouse	D5030-Communications and Security	\$ 506,971	\$ 506,971	\$ -
7,411	Los Angeles	San Fernando Courthouse	D5030-Communications and Security	\$ 509,528	\$ 509,528	\$ -
7,412	Sacramento	Carol Miller Justice Center Court Facility	D5030-Communications and Security	\$ 529,422	\$ 517,510	\$ 11,912
7,413	Los Angeles	San Fernando Courthouse	D5030-Communications and Security	\$ 521,863	\$ 521,863	\$ -
7,414	Sacramento	Carol Miller Justice Center Court Facility	D5030-Communications and Security	\$ 544,548	\$ 532,296	\$ 12,252
7,415	Riverside	Hall of Justice	D5030-Communications and Security	\$ 552,153	\$ 552,153	\$ -
7,416	Riverside	Family Law Court	D5030-Communications and Security	\$ 638,723	\$ 638,723	\$ -
7,417	San Bernardino	Rancho Cucamonga Courthouse	D5030-Communications and Security	\$ 890,036	\$ 676,872	\$ 213,164
7,418	Solano	Law And Justice Center	D5030-Communications and Security	\$ 697,295	\$ 697,295	\$ -
7,419	Riverside	Hall of Justice	D5030-Communications and Security	\$ 762,027	\$ 762,027	\$ -
7,420	Riverside	Larson Justice Center	D5030-Communications and Security	\$ 782,494	\$ 782,494	\$ -
7,421	Riverside	Larson Justice Center	D5030-Communications and Security	\$ 814,372	\$ 814,372	\$ -
7,422	Sacramento	Carol Miller Justice Center Court Facility	D5030-Communications and Security	\$ 890,900	\$ 890,900	\$ -
7,423	Riverside	Hall of Justice	D5030-Communications and Security	\$ 912,333	\$ 912,333	\$ -



Line #	County	Facility Name	Project System Targeted for Renewal	Project Rough Order of Magnitude	Judicial Branch Share of Cost	County Share of Cost
7,424	Los Angeles	San Fernando Courthouse	D5030-Communications and Security	\$ 942,252	\$ 942,252	\$ -
7,425	San Bernardino	Rancho Cucamonga Courthouse	D5030-Communications and Security	\$ 1,386,105	\$ 1,054,133	\$ 331,972
7,426	Riverside	Hall of Justice	D5030-Communications and Security	\$ 1,071,151	\$ 1,071,151	\$ -
7,427	San Francisco	Civic Center Courthouse	D5030-Communications and Security	\$ 1,108,244	\$ 1,108,244	\$ -
7,428	Los Angeles	San Fernando Courthouse	D5030-Communications and Security	\$ 1,235,355	\$ 1,235,355	\$ -
7,429	Riverside	Larson Justice Center	D5030-Communications and Security	\$ 1,291,886	\$ 1,291,886	\$ -
7,430	San Francisco	Civic Center Courthouse	D5030-Communications and Security	\$ 1,309,166	\$ 1,309,166	\$ -
7,431	Los Angeles	San Fernando Courthouse	D5030-Communications and Security	\$ 1,311,143	\$ 1,311,143	\$ -
7,432	San Bernardino	Rancho Cucamonga Courthouse	D5030-Communications and Security	\$ 1,334,755	\$ 1,334,755	\$ -
7,433	Riverside	Hall of Justice	D5030-Communications and Security	\$ 1,413,450	\$ 1,413,450	\$ -
7,434	Solano	Law And Justice Center	D5030-Communications and Security	\$ 1,439,856	\$ 1,439,856	\$ -
7,435	San Bernardino	Rancho Cucamonga Courthouse	D5030-Communications and Security	\$ 2,219,366	\$ 1,687,828	\$ 531,538
7,436	San Francisco	Civic Center Courthouse	D5030-Communications and Security	\$ 2,002,845	\$ 2,002,845	\$ -
7,437	Solano	Law And Justice Center	D5030-Communications and Security	\$ 2,378,947	\$ 2,378,947	\$ -
7,438	Los Angeles	El Monte Courthouse	D5037-Fire Alarm Systems	\$ 4,225	\$ 2,456	\$ 1,769
7,439	Los Angeles	Los Padriños Juvenile Court	D5037-Fire Alarm Systems	\$ 10,411	\$ 3,053	\$ 7,358
7,440	San Francisco	Hall of Justice	D5037-Fire Alarm Systems	\$ 14,339	\$ 3,335	\$ 11,004
7,441	Los Angeles	Hall of Records	D5037-Fire Alarm Systems	\$ 47,519	\$ 5,032	\$ 42,487
7,442	Los Angeles	Van Nuys Courthouse West	D5037-Fire Alarm Systems	\$ 6,289	\$ 5,061	\$ 1,228
7,443	Los Angeles	Van Nuys Courthouse West	D5037-Fire Alarm Systems	\$ 6,289	\$ 5,061	\$ 1,228
7,444	Los Angeles	Van Nuys Courthouse West	D5037-Fire Alarm Systems	\$ 6,289	\$ 5,061	\$ 1,228
7,445	Los Angeles	Van Nuys Courthouse West	D5037-Fire Alarm Systems	\$ 6,289	\$ 5,061	\$ 1,228
7,446	Los Angeles	Van Nuys Courthouse West	D5037-Fire Alarm Systems	\$ 6,289	\$ 5,061	\$ 1,228
7,447	Los Angeles	Van Nuys Courthouse West	D5037-Fire Alarm Systems	\$ 6,289	\$ 5,061	\$ 1,228
7,448	Los Angeles	Van Nuys Courthouse West	D5037-Fire Alarm Systems	\$ 6,289	\$ 5,061	\$ 1,228
7,449	Los Angeles	Van Nuys Courthouse West	D5037-Fire Alarm Systems	\$ 6,289	\$ 5,061	\$ 1,228
7,450	Los Angeles	Van Nuys Courthouse West	D5037-Fire Alarm Systems	\$ 6,289	\$ 5,061	\$ 1,228
7,451	Los Angeles	Van Nuys Courthouse West	D5037-Fire Alarm Systems	\$ 6,289	\$ 5,061	\$ 1,228
7,452	Los Angeles	Van Nuys Courthouse West	D5037-Fire Alarm Systems	\$ 6,289	\$ 5,061	\$ 1,228
7,453	Santa Barbara	Santa Barbara Court Trailer	D5037-Fire Alarm Systems	\$ 11,668	\$ 5,834	\$ 5,834
7,454	San Diego	Department 10 Trailer	D5037-Fire Alarm Systems	\$ 8,563	\$ 6,390	\$ 2,173
7,455	San Diego	Department 9 Trailer	D5037-Fire Alarm Systems	\$ 8,563	\$ 6,390	\$ 2,173
7,456	Los Angeles	Sylmar Juvenile Court	D5037-Fire Alarm Systems	\$ 19,250	\$ 6,605	\$ 12,645
7,457	Los Angeles	Van Nuys Courthouse West	D5037-Fire Alarm Systems	\$ 8,347	\$ 6,718	\$ 1,629
7,458	Los Angeles	Monrovia Training Center	D5037-Fire Alarm Systems	\$ 12,580	\$ 8,842	\$ 3,738
7,459	Los Angeles	Van Nuys Courthouse East	D5037-Fire Alarm Systems	\$ 10,292	\$ 9,236	\$ 1,056



Line #	County	Facility Name	Project System Targeted for Renewal	Project Rough Order of Magnitude	Judicial Branch Share of Cost	County Share of Cost
7,460	San Luis Obispo	1070 Palm St.	D5037-Fire Alarm Systems	\$ 10,294	\$ 10,294	\$ -
7,461	Los Angeles	Van Nuys Courthouse East	D5037-Fire Alarm Systems	\$ 12,578	\$ 11,287	\$ 1,291
7,462	Santa Barbara	Santa Barbara Juvenile Court	D5037-Fire Alarm Systems	\$ 11,668	\$ 11,668	\$ -
7,463	El Dorado	Cameron Park	D5037-Fire Alarm Systems	\$ 13,391	\$ 13,391	\$ -
7,464	San Luis Obispo	Grover Beach Branch	D5037-Fire Alarm Systems	\$ 15,264	\$ 15,264	\$ -
7,465	Los Angeles	Glendale Courthouse	D5037-Fire Alarm Systems	\$ 17,582	\$ 15,919	\$ 1,663
7,466	San Bernardino	Fontana Courthouse	D5037-Fire Alarm Systems	\$ 16,655	\$ 16,655	\$ -
7,467	Los Angeles	Van Nuys Courthouse East	D5037-Fire Alarm Systems	\$ 20,585	\$ 18,473	\$ 2,112
7,468	Los Angeles	Van Nuys Courthouse East	D5037-Fire Alarm Systems	\$ 20,585	\$ 18,473	\$ 2,112
7,469	Los Angeles	Van Nuys Courthouse East	D5037-Fire Alarm Systems	\$ 20,585	\$ 18,473	\$ 2,112
7,470	Los Angeles	Van Nuys Courthouse East	D5037-Fire Alarm Systems	\$ 20,585	\$ 18,473	\$ 2,112
7,471	Los Angeles	Glendale Courthouse	D5037-Fire Alarm Systems	\$ 20,822	\$ 18,852	\$ 1,970
7,472	Solano	Hall of Justice	D5037-Fire Alarm Systems	\$ 26,347	\$ 19,186	\$ 7,161
7,473	Kern	Delano/North Kern Court	D5037-Fire Alarm Systems	\$ 29,907	\$ 24,117	\$ 5,790
7,474	El Dorado	Main St. Courthouse	D5037-Fire Alarm Systems	\$ 26,790	\$ 26,790	\$ -
7,475	Los Angeles	Eastlake Juvenile Court	D5037-Fire Alarm Systems	\$ 56,593	\$ 31,002	\$ 25,591
7,476	Riverside	Palm Springs Courts	D5037-Fire Alarm Systems	\$ 79,079	\$ 32,114	\$ 46,965
7,477	Santa Barbara	Santa Barbara Juvenile Court	D5037-Fire Alarm Systems	\$ 33,884	\$ 33,884	\$ -
7,478	Kern	Taft Courts Bldg.	D5037-Fire Alarm Systems	\$ 36,552	\$ 36,552	\$ -
7,479	Riverside	Palm Springs Courts	D5037-Fire Alarm Systems	\$ 90,354	\$ 36,693	\$ 53,661
7,480	El Dorado	Cameron Park	D5037-Fire Alarm Systems	\$ 36,735	\$ 36,735	\$ -
7,481	Kern	Delano/North Kern Court	D5037-Fire Alarm Systems	\$ 45,974	\$ 37,073	\$ 8,901
7,482	Contra Costa	Concord Courthouse	D5037-Fire Alarm Systems	\$ 39,084	\$ 39,084	\$ -
7,483	Riverside	Corona	D5037-Fire Alarm Systems	\$ 40,399	\$ 40,399	\$ -
7,484	Los Angeles	Hollywood Courthouse	D5037-Fire Alarm Systems	\$ 45,761	\$ 41,684	\$ 4,077
7,485	Los Angeles	David M. Kenyon Juvenile Justice Center	D5037-Fire Alarm Systems	\$ 106,421	\$ 43,271	\$ 63,150
7,486	El Dorado	Main St. Courthouse	D5037-Fire Alarm Systems	\$ 49,679	\$ 49,679	\$ -
7,487	El Dorado	Johnson Bldg.	D5037-Fire Alarm Systems	\$ 51,477	\$ 51,477	\$ -
7,488	Butte	Chico Courthouse	D5037-Fire Alarm Systems	\$ 51,965	\$ 51,965	\$ -
7,489	Los Angeles	Monrovia Training Center	D5037-Fire Alarm Systems	\$ 79,694	\$ 56,017	\$ 23,677
7,490	San Mateo	Traffic/ Small Claims Annex	D5037-Fire Alarm Systems	\$ 56,850	\$ 56,850	\$ -
7,491	Riverside	Palm Springs Courts	D5037-Fire Alarm Systems	\$ 146,859	\$ 59,639	\$ 87,220
7,492	Sutter	Courthouse West	D5037-Fire Alarm Systems	\$ 72,418	\$ 59,745	\$ 12,673
7,493	San Bernardino	San Bernardino Courthouse - Annex	D5037-Fire Alarm Systems	\$ 67,864	\$ 64,905	\$ 2,959
7,494	Riverside	Blythe Courthouse - Superior Court	D5037-Fire Alarm Systems	\$ 67,197	\$ 67,197	\$ -
7,495	Tulare	Tulare Division	D5037-Fire Alarm Systems	\$ 67,948	\$ 67,948	\$ -



Line #	County	Facility Name	Project System Targeted for Renewal	Project Rough Order of Magnitude	Judicial Branch Share of Cost	County Share of Cost
7,496	Los Angeles	Torrance Courthouse	D5037-Fire Alarm Systems	\$ 80,452	\$ 68,497	\$ 11,955
7,497	El Dorado	Bldg. C	D5037-Fire Alarm Systems	\$ 68,971	\$ 68,971	\$ -
7,498	Orange	Harbor Justice Center-Newport Beach Facility	D5037-Fire Alarm Systems	\$ 69,277	\$ 69,277	\$ -
7,499	Los Angeles	Beverly Hills Courthouse	D5037-Fire Alarm Systems	\$ 88,859	\$ 70,661	\$ 18,198
7,500	Siskiyou	Siskiyou County Courthouse	D5037-Fire Alarm Systems	\$ 71,109	\$ 71,109	\$ -
7,501	Nevada	Nevada City Courthouse	D5037-Fire Alarm Systems	\$ 73,915	\$ 73,915	\$ -
7,502	Sutter	Courthouse West	D5037-Fire Alarm Systems	\$ 74,359	\$ 74,359	\$ -
7,503	Riverside	Corona	D5037-Fire Alarm Systems	\$ 75,021	\$ 75,021	\$ -
7,504	Los Angeles	Santa Clarita Courthouse	D5037-Fire Alarm Systems	\$ 88,859	\$ 78,542	\$ 10,317
7,505	Riverside	Corona	D5037-Fire Alarm Systems	\$ 80,951	\$ 80,951	\$ -
7,506	Nevada	Nevada City Courthouse Annex	D5037-Fire Alarm Systems	\$ 83,389	\$ 83,389	\$ -
7,507	Alameda	Berkeley Courthouse	D5037-Fire Alarm Systems	\$ 86,478	\$ 86,478	\$ -
7,508	Nevada	Nevada City Courthouse	D5037-Fire Alarm Systems	\$ 88,509	\$ 88,509	\$ -
7,509	El Dorado	Bldg. C	D5037-Fire Alarm Systems	\$ 91,543	\$ 91,543	\$ -
7,510	Los Angeles	Burbank Courthouse	D5037-Fire Alarm Systems	\$ 102,483	\$ 93,014	\$ 9,469
7,511	Los Angeles	West Covina Courthouse	D5037-Fire Alarm Systems	\$ 94,106	\$ 94,106	\$ -
7,512	Santa Clara	Hall of Justice (East)	D5037-Fire Alarm Systems	\$ 95,238	\$ 95,238	\$ -
7,513	Santa Barbara	Figueroa Division	D5037-Fire Alarm Systems	\$ 99,138	\$ 99,138	\$ -
7,514	Merced	Old Court	D5037-Fire Alarm Systems	\$ 110,534	\$ 110,534	\$ -
7,515	Kern	Shafter/Wasco Courts Bldg.	D5037-Fire Alarm Systems	\$ 110,919	\$ 110,919	\$ -
7,516	Del Norte	Del Norte County Superior Court	D5037-Fire Alarm Systems	\$ 184,898	\$ 113,287	\$ 71,611
7,517	Contra Costa	Walnut Creek Courthouse	D5037-Fire Alarm Systems	\$ 120,476	\$ 120,476	\$ -
7,518	Shasta	Main Courthouse	D5037-Fire Alarm Systems	\$ 121,702	\$ 121,702	\$ -
7,519	Shasta	Main Courthouse	D5037-Fire Alarm Systems	\$ 121,702	\$ 121,702	\$ -
7,520	Sacramento	Gordon Schaber Sacramento Superior Court	D5037-Fire Alarm Systems	\$ 123,759	\$ 123,759	\$ -
7,521	San Diego	North County Regional Center - Annex	D5037-Fire Alarm Systems	\$ 130,195	\$ 130,195	\$ -
7,522	San Bernardino	Victorville Courthouse-Dept. N-1	D5037-Fire Alarm Systems	\$ 132,326	\$ 132,326	\$ -
7,523	Los Angeles	Santa Monica Courthouse	D5037-Fire Alarm Systems	\$ 173,381	\$ 136,087	\$ 37,294
7,524	El Dorado	Johnson Bldg.	D5037-Fire Alarm Systems	\$ 137,840	\$ 137,840	\$ -
7,525	San Luis Obispo	Paso Robles Courthouse	D5037-Fire Alarm Systems	\$ 138,679	\$ 138,679	\$ -
7,526	Orange	Civil Complex Center ("CXC")	D5037-Fire Alarm Systems	\$ 143,501	\$ 143,501	\$ -
7,527	Los Angeles	Eastlake Juvenile Court	D5037-Fire Alarm Systems	\$ 268,403	\$ 147,031	\$ 121,372
7,528	Los Angeles	Alfred J. McCourtney Juvenile Justice Center	D5037-Fire Alarm Systems	\$ 229,940	\$ 158,774	\$ 71,166



Line #	County	Facility Name	Project System Targeted for Renewal	Project Rough Order of Magnitude	Judicial Branch Share of Cost	County Share of Cost
7,529	Ventura	East County Courthouse	D5037-Fire Alarm Systems	\$ 161,249	\$ 161,249	\$ -
7,530	Riverside	Hemet	D5037-Fire Alarm Systems	\$ 161,715	\$ 161,715	\$ -
7,531	Los Angeles	Beverly Hills Courthouse	D5037-Fire Alarm Systems	\$ 205,071	\$ 163,072	\$ 41,999
7,532	Los Angeles	Burbank Courthouse	D5037-Fire Alarm Systems	\$ 179,856	\$ 163,237	\$ 16,619
7,533	Mendocino	County Courthouse	D5037-Fire Alarm Systems	\$ 165,004	\$ 165,004	\$ -
7,534	Tulare	Visalia Superior Court	D5037-Fire Alarm Systems	\$ 165,705	\$ 165,705	\$ -
7,535	Ventura	East County Courthouse	D5037-Fire Alarm Systems	\$ 169,548	\$ 169,548	\$ -
7,536	Riverside	Corona	D5037-Fire Alarm Systems	\$ 169,654	\$ 169,654	\$ -
7,537	Riverside	Palm Springs Courts	D5037-Fire Alarm Systems	\$ 170,729	\$ 170,729	\$ -
7,538	Tulare	Tulare Division	D5037-Fire Alarm Systems	\$ 173,686	\$ 173,686	\$ -
7,539	Ventura	Hall of Justice	D5037-Fire Alarm Systems	\$ 174,855	\$ 174,855	\$ -
7,540	Kern	Arvin/ Lamont Branch	D5037-Fire Alarm Systems	\$ 175,773	\$ 175,773	\$ -
7,541	San Bernardino	Juvenile Dependency Courthouse	D5037-Fire Alarm Systems	\$ 176,570	\$ 176,570	\$ -
7,542	Nevada	Nevada City Courthouse Annex	D5037-Fire Alarm Systems	\$ 178,320	\$ 178,320	\$ -
7,543	Alameda	George E. McDonald Hall of Justice	D5037-Fire Alarm Systems	\$ 190,934	\$ 190,934	\$ -
7,544	Ventura	East County Courthouse	D5037-Fire Alarm Systems	\$ 191,715	\$ 191,715	\$ -
7,545	Los Angeles	Metropolitan Courthouse	D5037-Fire Alarm Systems	\$ 205,032	\$ 193,837	\$ 11,195
7,546	San Bernardino	Barstow Courthouse	D5037-Fire Alarm Systems	\$ 196,914	\$ 196,914	\$ -
7,547	Santa Clara	Hall of Justice (West)	D5037-Fire Alarm Systems	\$ 205,628	\$ 205,628	\$ -
7,548	San Diego	Juvenile Court	D5037-Fire Alarm Systems	\$ 278,045	\$ 207,477	\$ 70,568
7,549	San Luis Obispo	Courthouse Annex	D5037-Fire Alarm Systems	\$ 215,697	\$ 215,697	\$ -
7,550	San Bernardino	Victorville Courthouse-Dept. N-1	D5037-Fire Alarm Systems	\$ 222,037	\$ 222,037	\$ -
7,551	San Bernardino	Joshua Tree Courthouse	D5037-Fire Alarm Systems	\$ 227,658	\$ 227,658	\$ -
7,552	Santa Clara	Historic Courthouse	D5037-Fire Alarm Systems	\$ 232,406	\$ 232,406	\$ -
7,553	Kern	Bakersfield Juvenile Center	D5037-Fire Alarm Systems	\$ 232,732	\$ 232,732	\$ -
7,554	Riverside	Riverside Juvenile Court	D5037-Fire Alarm Systems	\$ 233,682	\$ 233,682	\$ -
7,555	San Luis Obispo	Courthouse Annex	D5037-Fire Alarm Systems	\$ 236,197	\$ 236,197	\$ -
7,556	San Diego	Kearny Mesa Court	D5037-Fire Alarm Systems	\$ 246,476	\$ 246,476	\$ -
7,557	Santa Clara	Santa Clara Courthouse	D5037-Fire Alarm Systems	\$ 254,875	\$ 254,875	\$ -
7,558	San Luis Obispo	Courthouse Annex	D5037-Fire Alarm Systems	\$ 256,326	\$ 256,326	\$ -
7,559	Los Angeles	Stanley Mosk Courthouse	D5037-Fire Alarm Systems	\$ 265,354	\$ 258,083	\$ 7,271
7,560	Kern	Bakersfield Superior Court	D5037-Fire Alarm Systems	\$ 263,527	\$ 263,527	\$ -
7,561	Los Angeles	Van Nuys Courthouse East	D5037-Fire Alarm Systems	\$ 330,866	\$ 296,919	\$ 33,947
7,562	San Diego	County Courthouse	D5037-Fire Alarm Systems	\$ 297,851	\$ 297,851	\$ -
7,563	El Dorado	Bldg. C	D5037-Fire Alarm Systems	\$ 298,581	\$ 298,581	\$ -
7,564	Humboldt	Humboldt County Courthouse (Eureka)	D5037-Fire Alarm Systems	\$ 301,549	\$ 301,549	\$ -



Line #	County	Facility Name	Project System Targeted for Renewal	Project Rough Order of Magnitude	Judicial Branch Share of Cost	County Share of Cost
7,565	San Diego	South County Regional Center	D5037-Fire Alarm Systems	\$ 845,885	\$ 303,165	\$ 542,720
7,566	Los Angeles	Pomona Courthouse North	D5037-Fire Alarm Systems	\$ 310,802	\$ 310,802	\$ -
7,567	Napa	Historic Courthouse	D5037-Fire Alarm Systems	\$ 333,753	\$ 313,694	\$ 20,059
7,568	Los Angeles	Central Arraignment Courts	D5037-Fire Alarm Systems	\$ 367,351	\$ 331,461	\$ 35,890
7,569	Merced	Main Merced Courthouse	D5037-Fire Alarm Systems	\$ 359,770	\$ 359,770	\$ -
7,570	Los Angeles	El Monte Courthouse	D5037-Fire Alarm Systems	\$ 643,486	\$ 373,994	\$ 269,492
7,571	Fresno	2424 Ventura Street - 5 DCA	D5037-Fire Alarm Systems	\$ 380,594	\$ 380,594	\$ -
7,572	Imperial	Imperial County Courthouse	D5037-Fire Alarm Systems	\$ 402,595	\$ 402,595	\$ -
7,573	Tulare	Visalia Superior Court	D5037-Fire Alarm Systems	\$ 405,606	\$ 405,606	\$ -
7,574	Contra Costa	George D. Carroll Courthouse	D5037-Fire Alarm Systems	\$ 564,514	\$ 435,805	\$ 128,709
7,575	Los Angeles	East Los Angeles Courthouse	D5037-Fire Alarm Systems	\$ 567,390	\$ 440,976	\$ 126,414
7,576	Los Angeles	Whittier Courthouse	D5037-Fire Alarm Systems	\$ 455,316	\$ 455,316	\$ -
7,577	Ventura	Hall of Justice	D5037-Fire Alarm Systems	\$ 491,843	\$ 491,843	\$ -
7,578	San Diego	County Courthouse	D5037-Fire Alarm Systems	\$ 641,260	\$ 496,463	\$ 144,797
7,579	Los Angeles	Metropolitan Courthouse	D5037-Fire Alarm Systems	\$ 527,512	\$ 498,710	\$ 28,802
7,580	Los Angeles	Alhambra Courthouse	D5037-Fire Alarm Systems	\$ 598,911	\$ 515,063	\$ 83,848
7,581	San Diego	East County Regional Center	D5037-Fire Alarm Systems	\$ 515,786	\$ 515,786	\$ -
7,582	Santa Clara	Hall of Justice (West)	D5037-Fire Alarm Systems	\$ 532,406	\$ 532,406	\$ -
7,583	Kern	Bakersfield Juvenile Center	D5037-Fire Alarm Systems	\$ 544,711	\$ 544,711	\$ -
7,584	Solano	Solano Justice Building	D5037-Fire Alarm Systems	\$ 545,604	\$ 545,604	\$ -
7,585	Los Angeles	West Covina Courthouse	D5037-Fire Alarm Systems	\$ 548,189	\$ 548,189	\$ -
7,586	Ventura	Hall of Justice	D5037-Fire Alarm Systems	\$ 574,099	\$ 574,099	\$ -
7,587	San Diego	East County Regional Center	D5037-Fire Alarm Systems	\$ 582,801	\$ 582,801	\$ -
7,588	Orange	North Justice Center	D5037-Fire Alarm Systems	\$ 673,405	\$ 608,152	\$ 65,253
7,589	Orange	Harbor Justice Center-Newport Beach Facility	D5037-Fire Alarm Systems	\$ 619,698	\$ 619,698	\$ -
7,590	Los Angeles	Bellflower Courthouse	D5037-Fire Alarm Systems	\$ 632,284	\$ 632,284	\$ -
7,591	Los Angeles	Pasadena Courthouse	D5037-Fire Alarm Systems	\$ 931,870	\$ 646,252	\$ 285,618
7,592	Orange	West Justice Center	D5037-Fire Alarm Systems	\$ 657,889	\$ 657,889	\$ -
7,593	Los Angeles	Torrance Courthouse	D5037-Fire Alarm Systems	\$ 730,836	\$ 660,895	\$ 69,941
7,594	Sacramento	Juvenile Courthouse	D5037-Fire Alarm Systems	\$ 665,748	\$ 665,748	\$ -
7,595	San Francisco	Hall of Justice	D5037-Fire Alarm Systems	\$ 677,718	\$ 677,718	\$ -
7,596	San Diego	County Courthouse	D5037-Fire Alarm Systems	\$ 905,016	\$ 700,663	\$ 204,353
7,597	Tulare	Visalia Superior Court	D5037-Fire Alarm Systems	\$ 701,735	\$ 701,735	\$ -
7,598	San Diego	East County Regional Center	D5037-Fire Alarm Systems	\$ 709,191	\$ 709,191	\$ -
7,599	Solano	Hall of Justice	D5037-Fire Alarm Systems	\$ 980,640	\$ 714,102	\$ 266,538



Line #	County	Facility Name	Project System Targeted for Renewal	Project Rough Order of Magnitude	Judicial Branch Share of Cost	County Share of Cost
7,600	Contra Costa	Wakefield Taylor Courthouse	D5037-Fire Alarm Systems	\$ 743,367	\$ 743,367	\$ -
7,601	Los Angeles	Downey Courthouse	D5037-Fire Alarm Systems	\$ 747,913	\$ 747,913	\$ -
7,602	Los Angeles	Van Nuys Courthouse West	D5037-Fire Alarm Systems	\$ 947,215	\$ 762,319	\$ 184,896
7,603	Kern	Bakersfield Justice Bldg.	D5037-Fire Alarm Systems	\$ 769,670	\$ 769,670	\$ -
7,604	San Mateo	Hall of Justice	D5037-Fire Alarm Systems	\$ 826,521	\$ 826,521	\$ -
7,605	Kern	Bakersfield Justice Bldg.	D5037-Fire Alarm Systems	\$ 828,682	\$ 828,682	\$ -
7,606	Kern	Bakersfield Superior Court	D5037-Fire Alarm Systems	\$ 851,295	\$ 851,295	\$ -
7,607	Alameda	Fremont Hall of Justice	D5037-Fire Alarm Systems	\$ 916,631	\$ 916,631	\$ -
7,608	Los Angeles	Edmund D. Edelman Children's Court	D5037-Fire Alarm Systems	\$ 1,313,230	\$ 919,130	\$ 394,100
7,609	Los Angeles	Norwalk Courthouse	D5037-Fire Alarm Systems	\$ 1,118,349	\$ 950,932	\$ 167,417
7,610	Santa Clara	Downtown Superior Court	D5037-Fire Alarm Systems	\$ 957,002	\$ 957,002	\$ -
7,611	Santa Clara	Hall of Justice (East)	D5037-Fire Alarm Systems	\$ 1,054,939	\$ 1,054,939	\$ -
7,612	Fresno	B.F. Sisk Courthouse	D5037-Fire Alarm Systems	\$ 1,065,606	\$ 1,065,606	\$ -
7,613	Humboldt	Humboldt County Courthouse (Eureka)	D5037-Fire Alarm Systems	\$ 1,068,723	\$ 1,068,723	\$ -
7,614	Los Angeles	Inglewood Courthouse	D5037-Fire Alarm Systems	\$ 1,083,435	\$ 1,083,435	\$ -
7,615	San Diego	County Courthouse	D5037-Fire Alarm Systems	\$ 1,446,544	\$ 1,119,914	\$ 326,630
7,616	Riverside	Southwest Justice Center	D5037-Fire Alarm Systems	\$ 1,165,281	\$ 1,165,281	\$ -
7,617	Los Angeles	Airport Courthouse	D5037-Fire Alarm Systems	\$ 1,517,978	\$ 1,171,424	\$ 346,554
7,618	Los Angeles	Pomona Courthouse South	D5037-Fire Alarm Systems	\$ 1,304,542	\$ 1,188,960	\$ 115,582
7,619	Ventura	Hall of Justice	D5037-Fire Alarm Systems	\$ 1,222,965	\$ 1,222,965	\$ -
7,620	San Diego	North County Regional Center - South	D5037-Fire Alarm Systems	\$ 1,230,477	\$ 1,230,477	\$ -
7,621	San Diego	North County Regional Center - North	D5037-Fire Alarm Systems	\$ 1,282,329	\$ 1,282,329	\$ -
7,622	Fresno	Fresno County Courthouse	D5037-Fire Alarm Systems	\$ 1,333,246	\$ 1,333,246	\$ -
7,623	Alameda	Hayward Hall of Justice	D5037-Fire Alarm Systems	\$ 1,364,864	\$ 1,364,864	\$ -
7,624	Los Angeles	Chatsworth Courthouse	D5037-Fire Alarm Systems	\$ 1,693,115	\$ 1,418,830	\$ 274,285
7,625	Orange	Betty Lou Lamoreaux Justice Center	D5037-Fire Alarm Systems	\$ 1,445,751	\$ 1,445,751	\$ -
7,626	Alameda	Wiley W. Manuel Courthouse	D5037-Fire Alarm Systems	\$ 1,449,104	\$ 1,449,104	\$ -
7,627	Los Angeles	Stanley Mosk Courthouse	D5037-Fire Alarm Systems	\$ 1,553,418	\$ 1,510,854	\$ 42,564
7,628	Sacramento	Gordon Schaber Sacramento Superior Court	D5037-Fire Alarm Systems	\$ 1,903,334	\$ 1,903,334	\$ -
7,629	Los Angeles	Michael D. Antonovich Antelope Valley Courthouse	D5037-Fire Alarm Systems	\$ 2,657,499	\$ 1,953,528	\$ 703,971
7,630	San Diego	Hall of Justice	D5037-Fire Alarm Systems	\$ 2,845,869	\$ 2,845,869	\$ -
7,631	Los Angeles	Clara Shortridge Foltz Criminal Justice Center	D5037-Fire Alarm Systems	\$ 6,712,236	\$ 4,617,347	\$ 2,094,889
7,632	Contra Costa	Jail Annex	D5038-Security and Detection Systems	\$ 3,746	\$ 223	\$ 3,523



Line #	County	Facility Name	Project System Targeted for Renewal	Project Rough Order of Magnitude	Judicial Branch Share of Cost	County Share of Cost
7,633	Los Angeles	Hall of Records	D5038-Security and Detection Systems	\$ 8,659	\$ 917	\$ 7,742
7,634	Orange	Central Justice Center Annex	D5038-Security and Detection Systems	\$ 12,020	\$ 956	\$ 11,064
7,635	San Francisco	Hall of Justice	D5038-Security and Detection Systems	\$ 4,141	\$ 963	\$ 3,178
7,636	San Diego	Trailer - Storage A	D5038-Security and Detection Systems	\$ 1,056	\$ 1,056	\$ -
7,637	Orange	Central Justice Center Annex	D5038-Security and Detection Systems	\$ 13,345	\$ 1,061	\$ 12,284
7,638	San Diego	Kearny Mesa Traffic Court KM3 Trailer	D5038-Security and Detection Systems	\$ 1,217	\$ 1,217	\$ -
7,639	San Diego	Kearny Mesa Traffic Court KM4 Trailer	D5038-Security and Detection Systems	\$ 1,217	\$ 1,217	\$ -
7,640	Contra Costa	Jail Annex	D5038-Security and Detection Systems	\$ 20,950	\$ 1,247	\$ 19,703
7,641	San Diego	Kearny Mesa Traffic Court KM5 & KM6 Trailer	D5038-Security and Detection Systems	\$ 1,277	\$ 1,277	\$ -
7,642	Orange	Central Justice Center Annex	D5038-Security and Detection Systems	\$ 16,819	\$ 1,337	\$ 15,482
7,643	San Diego	Department 10 Trailer	D5038-Security and Detection Systems	\$ 1,768	\$ 1,768	\$ -
7,644	San Diego	Department 9 Trailer	D5038-Security and Detection Systems	\$ 1,768	\$ 1,768	\$ -
7,645	San Diego	Trailer - Dept 34	D5038-Security and Detection Systems	\$ 1,768	\$ 1,768	\$ -
7,646	San Diego	Trailer - Dept 35	D5038-Security and Detection Systems	\$ 1,768	\$ 1,768	\$ -
7,647	Santa Barbara	Santa Barbara Court Trailer	D5038-Security and Detection Systems	\$ 3,647	\$ 1,824	\$ 1,824
7,648	Los Angeles	David M. Kenyon Juvenile Justice Center	D5038-Security and Detection Systems	\$ 4,671	\$ 1,899	\$ 2,772
7,649	Los Angeles	Clara Shortridge Foltz Criminal Justice Center	D5038-Security and Detection Systems	\$ 2,784	\$ 1,915	\$ 869
7,650	San Diego	Trailer - Family Support	D5038-Security and Detection Systems	\$ 2,063	\$ 2,063	\$ -
7,651	Los Angeles	David M. Kenyon Juvenile Justice Center	D5038-Security and Detection Systems	\$ 6,668	\$ 2,711	\$ 3,957
7,652	Los Angeles	David M. Kenyon Juvenile Justice Center	D5038-Security and Detection Systems	\$ 6,693	\$ 2,721	\$ 3,972
7,653	El Dorado	Cameron Park	D5038-Security and Detection Systems	\$ 2,741	\$ 2,741	\$ -
7,654	Los Angeles	Los Padrinos Juvenile Court	D5038-Security and Detection Systems	\$ 9,957	\$ 2,919	\$ 7,038
7,655	Los Angeles	Parking Structure Lot 59- Whittier Admin CTR	D5038-Security and Detection Systems	\$ 3,061	\$ 3,061	\$ -
7,656	Los Angeles	Eastlake Juvenile Court	D5038-Security and Detection Systems	\$ 6,693	\$ 3,666	\$ 3,027
7,657	Los Angeles	Sylmar Juvenile Court	D5038-Security and Detection Systems	\$ 13,277	\$ 4,555	\$ 8,722
7,658	San Luis Obispo	Grover Beach Branch	D5038-Security and Detection Systems	\$ 4,772	\$ 4,772	\$ -
7,659	Los Angeles	Van Nuys Courthouse West	D5038-Security and Detection Systems	\$ 6,173	\$ 4,968	\$ 1,205
7,660	Los Angeles	Parking Structure Lot 59- Whittier Admin CTR	D5038-Security and Detection Systems	\$ 5,210	\$ 5,210	\$ -
7,661	San Mateo	Traffic/ Small Claims Annex	D5038-Security and Detection Systems	\$ 5,321	\$ 5,321	\$ -
7,662	El Dorado	Cameron Park	D5038-Security and Detection Systems	\$ 5,802	\$ 5,802	\$ -
7,663	El Dorado	Bldg. C	D5038-Security and Detection Systems	\$ 31,311	\$ 6,481	\$ 24,830
7,664	Los Angeles	Malibu Courthouse	D5038-Security and Detection Systems	\$ 17,541	\$ 6,662	\$ 10,879



Line #	County	Facility Name	Project System Targeted for Renewal	Project Rough Order of Magnitude	Judicial Branch Share of Cost	County Share of Cost
7,665	Los Angeles	Clara Shortridge Foltz Criminal Justice Center	D5038-Security and Detection Systems	\$ 9,744	\$ 6,703	\$ 3,041
7,666	San Luis Obispo	1070 Palm St.	D5038-Security and Detection Systems	\$ 6,770	\$ 6,770	\$ -
7,667	Kings	Avenal Court	D5038-Security and Detection Systems	\$ 6,966	\$ 6,966	\$ -
7,668	Kings	Avenal Court	D5038-Security and Detection Systems	\$ 7,003	\$ 7,003	\$ -
7,669	Kern	Taft Courts Bldg.	D5038-Security and Detection Systems	\$ 7,458	\$ 7,458	\$ -
7,670	El Dorado	Cameron Park	D5038-Security and Detection Systems	\$ 7,519	\$ 7,519	\$ -
7,671	Lake	Lakeport Court Facility	D5038-Security and Detection Systems	\$ 27,025	\$ 8,108	\$ 18,918
7,672	Alameda	Berkeley Courthouse	D5038-Security and Detection Systems	\$ 8,302	\$ 8,302	\$ -
7,673	Los Angeles	Central Arraignment Courts	D5038-Security and Detection Systems	\$ 9,393	\$ 8,475	\$ 918
7,674	Kings	Avenal Court	D5038-Security and Detection Systems	\$ 8,507	\$ 8,507	\$ -
7,675	El Dorado	Bldg. C	D5038-Security and Detection Systems	\$ 41,558	\$ 8,603	\$ 32,955
7,676	Kings	Corcoran Court	D5038-Security and Detection Systems	\$ 8,892	\$ 8,892	\$ -
7,677	Kings	Corcoran Court	D5038-Security and Detection Systems	\$ 8,940	\$ 8,940	\$ -
7,678	El Dorado	Cameron Park	D5038-Security and Detection Systems	\$ 9,353	\$ 9,353	\$ -
7,679	Nevada	Nevada City Courthouse Annex	D5038-Security and Detection Systems	\$ 22,115	\$ 9,445	\$ 12,670
7,680	Los Angeles	Santa Clarita Courthouse	D5038-Security and Detection Systems	\$ 10,716	\$ 9,472	\$ 1,244
7,681	Riverside	Palm Springs Courts	D5038-Security and Detection Systems	\$ 23,459	\$ 9,527	\$ 13,932
7,682	San Mateo	Central Branch	D5038-Security and Detection Systems	\$ 9,639	\$ 9,639	\$ -
7,683	Los Angeles	Airport Courthouse	D5038-Security and Detection Systems	\$ 12,801	\$ 9,879	\$ 2,922
7,684	Orange	North Justice Center	D5038-Security and Detection Systems	\$ 11,404	\$ 10,299	\$ 1,105
7,685	Tulare	Tulare Division	D5038-Security and Detection Systems	\$ 15,377	\$ 10,764	\$ 4,613
7,686	Kings	Corcoran Court	D5038-Security and Detection Systems	\$ 10,860	\$ 10,860	\$ -
7,687	Riverside	Palm Springs Courts	D5038-Security and Detection Systems	\$ 26,804	\$ 10,885	\$ 15,919
7,688	Contra Costa	Concord Courthouse	D5038-Security and Detection Systems	\$ 11,255	\$ 11,255	\$ -
7,689	Orange	Central Justice Center	D5038-Security and Detection Systems	\$ 13,022	\$ 11,872	\$ 1,150
7,690	Los Angeles	Van Nuys Courthouse East	D5038-Security and Detection Systems	\$ 13,538	\$ 12,149	\$ 1,389
7,691	Nevada	Nevada City Courthouse	D5038-Security and Detection Systems	\$ 19,603	\$ 12,840	\$ 6,763
7,692	Los Angeles	Alhambra Courthouse	D5038-Security and Detection Systems	\$ 15,447	\$ 13,284	\$ 2,163
7,693	Los Angeles	Hollywood Courthouse	D5038-Security and Detection Systems	\$ 14,631	\$ 13,327	\$ 1,304
7,694	Los Angeles	Inglewood Juvenile Court	D5038-Security and Detection Systems	\$ 16,606	\$ 13,414	\$ 3,192
7,695	Los Angeles	Monrovia Training Center	D5038-Security and Detection Systems	\$ 19,371	\$ 13,616	\$ 5,755
7,696	Los Angeles	West Covina Courthouse	D5038-Security and Detection Systems	\$ 13,835	\$ 13,835	\$ -
7,697	Imperial	Imperial County Courthouse	D5038-Security and Detection Systems	\$ 13,942	\$ 13,942	\$ -
7,698	Riverside	Blythe Courthouse - Superior Court	D5038-Security and Detection Systems	\$ 13,962	\$ 13,962	\$ -
7,699	Los Angeles	Van Nuys Courthouse East	D5038-Security and Detection Systems	\$ 15,596	\$ 13,996	\$ 1,600



Line #	County	Facility Name	Project System Targeted for Renewal	Project Rough Order of Magnitude	Judicial Branch Share of Cost	County Share of Cost
7,700	Solano	Solano Justice Building	D5038-Security and Detection Systems	\$ 15,017	\$ 15,017	\$ -
7,701	Nevada	Nevada City Courthouse	D5038-Security and Detection Systems	\$ 23,473	\$ 15,375	\$ 8,098
7,702	El Dorado	Cameron Park	D5038-Security and Detection Systems	\$ 15,915	\$ 15,915	\$ -
7,703	Riverside	Corona	D5038-Security and Detection Systems	\$ 16,025	\$ 16,025	\$ -
7,704	San Mateo	Traffic/ Small Claims Annex	D5038-Security and Detection Systems	\$ 16,417	\$ 16,417	\$ -
7,705	Butte	Chico Courthouse	D5038-Security and Detection Systems	\$ 16,448	\$ 16,448	\$ -
7,706	Los Angeles	Alhambra Courthouse	D5038-Security and Detection Systems	\$ 19,716	\$ 16,956	\$ 2,760
7,707	Los Angeles	Glendale Courthouse	D5038-Security and Detection Systems	\$ 18,982	\$ 17,186	\$ 1,796
7,708	Kern	Delano/North Kern Court	D5038-Security and Detection Systems	\$ 17,545	\$ 17,545	\$ -
7,709	Riverside	Palm Springs Courts	D5038-Security and Detection Systems	\$ 43,567	\$ 17,693	\$ 25,874
7,710	Orange	Central Justice Center	D5038-Security and Detection Systems	\$ 19,558	\$ 17,831	\$ 1,727
7,711	Alameda	George E. McDonald Hall of Justice	D5038-Security and Detection Systems	\$ 18,330	\$ 18,330	\$ -
7,712	Orange	Civil Complex Center ("CXC")	D5038-Security and Detection Systems	\$ 18,668	\$ 18,668	\$ -
7,713	Los Angeles	Malibu Courthouse	D5038-Security and Detection Systems	\$ 49,382	\$ 18,755	\$ 30,627
7,714	Sutter	Courthouse West	D5038-Security and Detection Systems	\$ 22,751	\$ 18,770	\$ 3,981
7,715	Kern	Delano/North Kern Court	D5038-Security and Detection Systems	\$ 23,356	\$ 18,834	\$ 4,522
7,716	San Bernardino	Joshua Tree Courthouse	D5038-Security and Detection Systems	\$ 19,012	\$ 19,012	\$ -
7,717	Lake	Lakeport Court Facility	D5038-Security and Detection Systems	\$ 63,715	\$ 19,115	\$ 44,601
7,718	Los Angeles	Santa Clarita Courthouse	D5038-Security and Detection Systems	\$ 21,946	\$ 19,398	\$ 2,548
7,719	Riverside	Palm Springs Courts	D5038-Security and Detection Systems	\$ 49,189	\$ 19,976	\$ 29,213
7,720	Nevada	Nevada City Courthouse Annex	D5038-Security and Detection Systems	\$ 47,291	\$ 20,198	\$ 27,093
7,721	Kern	Delano/North Kern Court	D5038-Security and Detection Systems	\$ 25,496	\$ 20,560	\$ 4,936
7,722	Tulare	Tulare Division	D5038-Security and Detection Systems	\$ 20,672	\$ 20,672	\$ -
7,723	Sonoma	Main Adult Detention Facility	D5038-Security and Detection Systems	\$ 510,619	\$ 20,935	\$ 489,684
7,724	Lake	Lakeport Court Facility	D5038-Security and Detection Systems	\$ 70,019	\$ 21,006	\$ 49,013
7,725	Kern	Shafter/Wasco Courts Bldg.	D5038-Security and Detection Systems	\$ 21,958	\$ 21,958	\$ -
7,726	Los Angeles	Glendale Courthouse	D5038-Security and Detection Systems	\$ 24,273	\$ 21,977	\$ 2,296
7,727	Nevada	Nevada City Courthouse Annex	D5038-Security and Detection Systems	\$ 52,069	\$ 22,239	\$ 29,830
7,728	Los Angeles	Alfred J. McCourtney Juvenile Justice Center	D5038-Security and Detection Systems	\$ 32,598	\$ 22,509	\$ 10,089
7,729	Riverside	Palm Springs Courts	D5038-Security and Detection Systems	\$ 56,202	\$ 22,824	\$ 33,378
7,730	Orange	Civil Complex Center ("CXC")	D5038-Security and Detection Systems	\$ 24,047	\$ 24,047	\$ -
7,731	El Dorado	Johnson Bldg.	D5038-Security and Detection Systems	\$ 24,489	\$ 24,489	\$ -
7,732	Los Angeles	Airport Courthouse	D5038-Security and Detection Systems	\$ 31,981	\$ 24,680	\$ 7,301
7,733	Los Angeles	Eastlake Juvenile Court	D5038-Security and Detection Systems	\$ 45,299	\$ 24,815	\$ 20,484
7,734	San Bernardino	Barstow Courthouse	D5038-Security and Detection Systems	\$ 25,194	\$ 25,194	\$ -



Line #	County	Facility Name	Project System Targeted for Renewal	Project Rough Order of Magnitude	Judicial Branch Share of Cost	County Share of Cost
7,735	San Bernardino	Fontana Courthouse	D5038-Security and Detection Systems	\$ 25,194	\$ 25,194	\$ -
7,736	Los Angeles	Alhambra Courthouse	D5038-Security and Detection Systems	\$ 30,301	\$ 26,059	\$ 4,242
7,737	Kern	Arvin/ Lamont Branch	D5038-Security and Detection Systems	\$ 26,085	\$ 26,085	\$ -
7,738	Stanislaus	Modesto Main Courthouse	D5038-Security and Detection Systems	\$ 26,736	\$ 26,683	\$ 53
7,739	San Diego	North County Regional Center - Annex	D5038-Security and Detection Systems	\$ 26,885	\$ 26,885	\$ -
7,740	San Bernardino	Victorville Courthouse-Dept. N-1	D5038-Security and Detection Systems	\$ 42,895	\$ 27,560	\$ 15,335
7,741	Stanislaus	Modesto Main Courthouse	D5038-Security and Detection Systems	\$ 27,610	\$ 27,610	\$ -
7,742	El Dorado	Bldg. C	D5038-Security and Detection Systems	\$ 135,549	\$ 28,059	\$ 107,490
7,743	Orange	North Justice Center	D5038-Security and Detection Systems	\$ 31,183	\$ 28,161	\$ 3,022
7,744	Napa	Criminal Court Building	D5038-Security and Detection Systems	\$ 28,496	\$ 28,496	\$ -
7,745	Los Angeles	Clara Shortridge Foltz Criminal Justice Center	D5038-Security and Detection Systems	\$ 41,761	\$ 28,727	\$ 13,034
7,746	San Mateo	Central Branch	D5038-Security and Detection Systems	\$ 29,261	\$ 29,261	\$ -
7,747	Kern	Shafter/Wasco Courts Bldg.	D5038-Security and Detection Systems	\$ 32,654	\$ 29,372	\$ 3,282
7,748	Merced	Old Court	D5038-Security and Detection Systems	\$ 29,510	\$ 29,510	\$ -
7,749	Riverside	Corona	D5038-Security and Detection Systems	\$ 29,758	\$ 29,758	\$ -
7,750	Kern	Shafter/Wasco Courts Bldg.	D5038-Security and Detection Systems	\$ 30,042	\$ 30,042	\$ -
7,751	Napa	Historic Courthouse	D5038-Security and Detection Systems	\$ 30,063	\$ 30,063	\$ -
7,752	Nevada	Nevada City Courthouse	D5038-Security and Detection Systems	\$ 46,153	\$ 30,230	\$ 15,923
7,753	Del Norte	Del Norte County Superior Court	D5038-Security and Detection Systems	\$ 50,303	\$ 30,821	\$ 19,482
7,754	San Mateo	Northern Branch Courthouse	D5038-Security and Detection Systems	\$ 31,385	\$ 31,385	\$ -
7,755	Riverside	Corona	D5038-Security and Detection Systems	\$ 32,110	\$ 32,110	\$ -
7,756	Los Angeles	Inglewood Juvenile Court	D5038-Security and Detection Systems	\$ 32,372	\$ 32,372	\$ -
7,757	Los Angeles	Central Arraignment Courts	D5038-Security and Detection Systems	\$ 36,224	\$ 32,685	\$ 3,539
7,758	Orange	Civil Complex Center ("CXC")	D5038-Security and Detection Systems	\$ 32,827	\$ 32,827	\$ -
7,759	Los Angeles	Burbank Courthouse	D5038-Security and Detection Systems	\$ 36,576	\$ 33,196	\$ 3,380
7,760	Los Angeles	Pomona Courthouse North	D5038-Security and Detection Systems	\$ 33,433	\$ 33,433	\$ -
7,761	Los Angeles	Van Nuys Courthouse West	D5038-Security and Detection Systems	\$ 42,469	\$ 34,179	\$ 8,290
7,762	Alameda	Wiley W. Manuel Courthouse	D5038-Security and Detection Systems	\$ 34,787	\$ 34,787	\$ -
7,763	Kern	Bakersfield Juvenile Center	D5038-Security and Detection Systems	\$ 52,169	\$ 34,828	\$ 17,341
7,764	Los Angeles	Beverly Hills Courthouse	D5038-Security and Detection Systems	\$ 43,892	\$ 34,903	\$ 8,989
7,765	Alameda	Fremont Hall of Justice	D5038-Security and Detection Systems	\$ 44,000	\$ 34,936	\$ 9,064
7,766	San Luis Obispo	Paso Robles Courthouse	D5038-Security and Detection Systems	\$ 35,448	\$ 35,448	\$ -
7,767	Los Angeles	Hollywood Courthouse	D5038-Security and Detection Systems	\$ 39,086	\$ 35,603	\$ 3,483
7,768	Los Angeles	Inglewood Juvenile Court	D5038-Security and Detection Systems	\$ 36,115	\$ 36,115	\$ -
7,769	San Bernardino	Juvenile Dependency Courthouse	D5038-Security and Detection Systems	\$ 36,183	\$ 36,183	\$ -



Line #	County	Facility Name	Project System Targeted for Renewal	Project Rough Order of Magnitude	Judicial Branch Share of Cost	County Share of Cost
7,770	Nevada	Nevada City Courthouse	D5038-Security and Detection Systems	\$ 55,266	\$ 36,199	\$ 19,067
7,771	Los Angeles	Central Arraignment Courts	D5038-Security and Detection Systems	\$ 40,235	\$ 36,304	\$ 3,931
7,772	Los Angeles	Pasadena Courthouse	D5038-Security and Detection Systems	\$ 52,422	\$ 36,355	\$ 16,067
7,773	San Bernardino	Barstow Courthouse	D5038-Security and Detection Systems	\$ 36,417	\$ 36,417	\$ -
7,774	Los Angeles	Santa Clarita Courthouse	D5038-Security and Detection Systems	\$ 41,699	\$ 36,858	\$ 4,841
7,775	Riverside	Palm Springs Courts	D5038-Security and Detection Systems	\$ 91,349	\$ 37,097	\$ 54,252
7,776	Los Angeles	Alfred J. McCartney Juvenile Justice Center	D5038-Security and Detection Systems	\$ 54,335	\$ 37,518	\$ 16,817
7,777	San Mateo	Traffic/ Small Claims Annex	D5038-Security and Detection Systems	\$ 37,598	\$ 37,598	\$ -
7,778	Contra Costa	Concord Courthouse	D5038-Security and Detection Systems	\$ 37,649	\$ 37,649	\$ -
7,779	Riverside	Riverside Juvenile Court	D5038-Security and Detection Systems	\$ 37,721	\$ 37,721	\$ -
7,780	San Mateo	Hall of Justice	D5038-Security and Detection Systems	\$ 38,525	\$ 38,525	\$ -
7,781	Riverside	Corona	D5038-Security and Detection Systems	\$ 38,622	\$ 38,622	\$ -
7,782	San Diego	North County Regional Center - Annex	D5038-Security and Detection Systems	\$ 38,698	\$ 38,698	\$ -
7,783	Los Angeles	El Monte Courthouse	D5038-Security and Detection Systems	\$ 66,935	\$ 38,903	\$ 28,032
7,784	Los Angeles	Chatsworth Courthouse	D5038-Security and Detection Systems	\$ 49,040	\$ 41,096	\$ 7,944
7,785	Riverside	Blythe Courthouse - Superior Court	D5038-Security and Detection Systems	\$ 41,553	\$ 41,553	\$ -
7,786	Los Angeles	Bellflower Courthouse	D5038-Security and Detection Systems	\$ 41,791	\$ 41,791	\$ -
7,787	Los Angeles	West Covina Courthouse	D5038-Security and Detection Systems	\$ 41,791	\$ 41,791	\$ -
7,788	Sutter	Courthouse West	D5038-Security and Detection Systems	\$ 50,718	\$ 41,842	\$ 8,876
7,789	Kern	Bakersfield Juvenile Center	D5038-Security and Detection Systems	\$ 42,046	\$ 42,046	\$ -
7,790	Orange	Civil Complex Center ("CXC")	D5038-Security and Detection Systems	\$ 42,312	\$ 42,312	\$ -
7,791	San Diego	Juvenile Court	D5038-Security and Detection Systems	\$ 57,415	\$ 42,843	\$ 14,572
7,792	Los Angeles	El Monte Courthouse	D5038-Security and Detection Systems	\$ 74,246	\$ 43,152	\$ 31,094
7,793	Los Angeles	East Los Angeles Courthouse	D5038-Security and Detection Systems	\$ 55,675	\$ 43,271	\$ 12,404
7,794	Santa Clara	Historic Courthouse	D5038-Security and Detection Systems	\$ 43,868	\$ 43,868	\$ -
7,795	Los Angeles	Edmund D. Edelman Children's Court	D5038-Security and Detection Systems	\$ 63,675	\$ 44,566	\$ 19,109
7,796	Los Angeles	East Los Angeles Courthouse	D5038-Security and Detection Systems	\$ 57,715	\$ 44,856	\$ 12,859
7,797	Los Angeles	Norwalk Courthouse	D5038-Security and Detection Systems	\$ 53,024	\$ 45,086	\$ 7,938
7,798	San Bernardino	Joshua Tree Courthouse	D5038-Security and Detection Systems	\$ 45,271	\$ 45,271	\$ -
7,799	San Bernardino	Fontana Courthouse	D5038-Security and Detection Systems	\$ 45,522	\$ 45,522	\$ -
7,800	Los Angeles	Santa Clarita Courthouse	D5038-Security and Detection Systems	\$ 52,115	\$ 46,064	\$ 6,051
7,801	Los Angeles	Metropolitan Courthouse	D5038-Security and Detection Systems	\$ 49,170	\$ 46,485	\$ 2,685
7,802	San Luis Obispo	Courthouse Annex	D5038-Security and Detection Systems	\$ 93,818	\$ 46,665	\$ 47,153
7,803	Los Angeles	Alhambra Courthouse	D5038-Security and Detection Systems	\$ 54,272	\$ 46,674	\$ 7,598
7,804	Los Angeles	Torrance Courthouse	D5038-Security and Detection Systems	\$ 54,938	\$ 46,774	\$ 8,164



Line #	County	Facility Name	Project System Targeted for Renewal	Project Rough Order of Magnitude	Judicial Branch Share of Cost	County Share of Cost
7,805	Contra Costa	Walnut Creek Courthouse	D5038-Security and Detection Systems	\$ 47,051	\$ 47,051	\$ -
7,806	Kern	Delano/North Kern Court	D5038-Security and Detection Systems	\$ 58,696	\$ 47,332	\$ 11,364
7,807	Nevada	Nevada City Courthouse Annex	D5038-Security and Detection Systems	\$ 111,344	\$ 47,555	\$ 63,789
7,808	Kern	Arvin/ Lamont Branch	D5038-Security and Detection Systems	\$ 47,607	\$ 47,607	\$ -
7,809	Ventura	East County Courthouse	D5038-Security and Detection Systems	\$ 47,673	\$ 47,673	\$ -
7,810	Orange	North Justice Center	D5038-Security and Detection Systems	\$ 52,924	\$ 47,796	\$ 5,128
7,811	Los Angeles	Stanley Mosk Courthouse	D5038-Security and Detection Systems	\$ 49,170	\$ 47,823	\$ 1,347
7,812	Riverside	Hemet	D5038-Security and Detection Systems	\$ 48,007	\$ 48,007	\$ -
7,813	Santa Clara	Santa Clara Courthouse	D5038-Security and Detection Systems	\$ 48,109	\$ 48,109	\$ -
7,814	Los Angeles	Bellflower Courthouse	D5038-Security and Detection Systems	\$ 48,281	\$ 48,281	\$ -
7,815	Los Angeles	Pomona Courthouse North	D5038-Security and Detection Systems	\$ 48,281	\$ 48,281	\$ -
7,816	Los Angeles	West Covina Courthouse	D5038-Security and Detection Systems	\$ 48,281	\$ 48,281	\$ -
7,817	Kern	Bakersfield Juvenile Center	D5038-Security and Detection Systems	\$ 48,488	\$ 48,488	\$ -
7,818	Riverside	Riverside Juvenile Court	D5038-Security and Detection Systems	\$ 48,555	\$ 48,555	\$ -
7,819	Santa Clara	Hall of Justice (West)	D5038-Security and Detection Systems	\$ 49,172	\$ 49,172	\$ -
7,820	Sonoma	Main Adult Detention Facility	D5038-Security and Detection Systems	\$ 1,203,865	\$ 49,358	\$ 1,154,507
7,821	Lake	Lakeport Court Facility	D5038-Security and Detection Systems	\$ 165,082	\$ 49,525	\$ 115,557
7,822	Butte	Chico Courthouse	D5038-Security and Detection Systems	\$ 49,847	\$ 49,847	\$ -
7,823	Ventura	East County Courthouse	D5038-Security and Detection Systems	\$ 50,126	\$ 50,126	\$ -
7,824	San Bernardino	Victorville Courthouse-Dept. N-1	D5038-Security and Detection Systems	\$ 50,388	\$ 50,388	\$ -
7,825	San Diego	Kearny Mesa Court	D5038-Security and Detection Systems	\$ 50,896	\$ 50,896	\$ -
7,826	Los Angeles	Santa Monica Courthouse	D5038-Security and Detection Systems	\$ 64,904	\$ 50,943	\$ 13,961
7,827	San Luis Obispo	Courthouse Annex	D5038-Security and Detection Systems	\$ 102,734	\$ 51,100	\$ 51,634
7,828	Kern	Arvin/ Lamont Branch	D5038-Security and Detection Systems	\$ 51,746	\$ 51,746	\$ -
7,829	Alameda	Hayward Hall of Justice	D5038-Security and Detection Systems	\$ 52,412	\$ 52,412	\$ -
7,830	Los Angeles	Pasadena Courthouse	D5038-Security and Detection Systems	\$ 75,762	\$ 52,541	\$ 23,221
7,831	Santa Barbara	Santa Barbara County Courthouse	D5038-Security and Detection Systems	\$ 54,046	\$ 54,046	\$ -
7,832	San Mateo	Central Branch	D5038-Security and Detection Systems	\$ 54,312	\$ 54,312	\$ -
7,833	San Luis Obispo	Courthouse Annex	D5038-Security and Detection Systems	\$ 55,445	\$ 55,445	\$ -
7,834	San Luis Obispo	Courthouse Annex	D5038-Security and Detection Systems	\$ 111,489	\$ 55,455	\$ 56,034
7,835	Los Angeles	Hollywood Courthouse	D5038-Security and Detection Systems	\$ 61,911	\$ 56,395	\$ 5,516
7,836	Ventura	East County Courthouse	D5038-Security and Detection Systems	\$ 56,680	\$ 56,680	\$ -
7,837	Stanislaus	Hall of Records	D5038-Security and Detection Systems	\$ 122,090	\$ 57,101	\$ 64,989
7,838	Los Angeles	Santa Monica Courthouse	D5038-Security and Detection Systems	\$ 73,153	\$ 57,418	\$ 15,735
7,839	San Mateo	Northern Branch Courthouse	D5038-Security and Detection Systems	\$ 58,857	\$ 58,857	\$ -
7,840	Los Angeles	Burbank Courthouse	D5038-Security and Detection Systems	\$ 65,144	\$ 59,125	\$ 6,019



Line #	County	Facility Name	Project System Targeted for Renewal	Project Rough Order of Magnitude	Judicial Branch Share of Cost	County Share of Cost
7,841	Imperial	Imperial County Courthouse	D5038-Security and Detection Systems	\$ 59,758	\$ 59,758	\$ -
7,842	Santa Clara	Historic Courthouse	D5038-Security and Detection Systems	\$ 60,308	\$ 60,308	\$ -
7,843	San Luis Obispo	Courthouse Annex	D5038-Security and Detection Systems	\$ 60,538	\$ 60,538	\$ -
7,844	San Bernardino	San Bernardino Courthouse - Annex	D5038-Security and Detection Systems	\$ 60,638	\$ 60,638	\$ -
7,845	Ventura	East County Courthouse	D5038-Security and Detection Systems	\$ 99,298	\$ 61,317	\$ 37,981
7,846	Los Angeles	Pomona Courthouse North	D5038-Security and Detection Systems	\$ 61,356	\$ 61,356	\$ -
7,847	Los Angeles	Santa Monica Courthouse	D5038-Security and Detection Systems	\$ 78,173	\$ 61,358	\$ 16,815
7,848	San Diego	Juvenile Court	D5038-Security and Detection Systems	\$ 82,643	\$ 61,668	\$ 20,975
7,849	Los Angeles	Beverly Hills Courthouse	D5038-Security and Detection Systems	\$ 78,902	\$ 62,743	\$ 16,159
7,850	Humboldt	Humboldt County Courthouse (Eureka)	D5038-Security and Detection Systems	\$ 188,254	\$ 62,802	\$ 125,452
7,851	Solano	Solano Justice Building	D5038-Security and Detection Systems	\$ 83,670	\$ 63,673	\$ 19,997
7,852	Santa Barbara	Santa Barbara County Courthouse	D5038-Security and Detection Systems	\$ 64,125	\$ 64,125	\$ -
7,853	Mendocino	County Courthouse	D5038-Security and Detection Systems	\$ 95,523	\$ 64,593	\$ 30,930
7,854	San Luis Obispo	Courthouse Annex	D5038-Security and Detection Systems	\$ 65,697	\$ 65,697	\$ -
7,855	Santa Clara	Santa Clara Courthouse	D5038-Security and Detection Systems	\$ 66,140	\$ 66,140	\$ -
7,856	Orange	North Justice Center	D5038-Security and Detection Systems	\$ 73,767	\$ 66,619	\$ 7,148
7,857	Sonoma	Hall of Justice	D5038-Security and Detection Systems	\$ 113,005	\$ 67,125	\$ 45,880
7,858	Los Angeles	Chatsworth Courthouse	D5038-Security and Detection Systems	\$ 81,053	\$ 67,922	\$ 13,131
7,859	Los Angeles	Torrance Courthouse	D5038-Security and Detection Systems	\$ 75,475	\$ 68,252	\$ 7,223
7,860	Fresno	B.F. Sisk Courthouse	D5038-Security and Detection Systems	\$ 69,132	\$ 69,132	\$ -
7,861	Riverside	Riverside Juvenile Court	D5038-Security and Detection Systems	\$ 69,372	\$ 69,372	\$ -
7,862	Kern	Shafter/Wasco Courts Bldg.	D5038-Security and Detection Systems	\$ 70,788	\$ 70,788	\$ -
7,863	Riverside	Corona	D5038-Security and Detection Systems	\$ 71,722	\$ 71,722	\$ -
7,864	Del Norte	Del Norte County Superior Court	D5038-Security and Detection Systems	\$ 118,436	\$ 72,566	\$ 45,870
7,865	San Diego	Kearny Mesa Court	D5038-Security and Detection Systems	\$ 73,259	\$ 73,259	\$ -
7,866	San Bernardino	San Bernardino Courthouse - Annex	D5038-Security and Detection Systems	\$ 75,430	\$ 75,430	\$ -
7,867	San Mateo	Northern Branch Courthouse	D5038-Security and Detection Systems	\$ 75,916	\$ 75,916	\$ -
7,868	Los Angeles	Beverly Hills Courthouse	D5038-Security and Detection Systems	\$ 95,574	\$ 76,000	\$ 19,574
7,869	Los Angeles	Edmund D. Edelman Children's Court	D5038-Security and Detection Systems	\$ 109,107	\$ 76,364	\$ 32,743
7,870	Merced	Old Court	D5038-Security and Detection Systems	\$ 76,886	\$ 76,886	\$ -
7,871	Riverside	Corona	D5038-Security and Detection Systems	\$ 77,392	\$ 77,392	\$ -
7,872	Los Angeles	Norwalk Courthouse	D5038-Security and Detection Systems	\$ 91,740	\$ 78,007	\$ 13,733
7,873	Los Angeles	Burbank Courthouse	D5038-Security and Detection Systems	\$ 87,335	\$ 79,265	\$ 8,070
7,874	Fresno	2424 Ventura Street - 5 DCA	D5038-Security and Detection Systems	\$ 79,869	\$ 79,869	\$ -
7,875	San Diego	North County Regional Center - Annex	D5038-Security and Detection Systems	\$ 81,022	\$ 81,022	\$ -
7,876	Tulare	Visalia Superior Court	D5038-Security and Detection Systems	\$ 82,747	\$ 82,747	\$ -



Line #	County	Facility Name	Project System Targeted for Renewal	Project Rough Order of Magnitude	Judicial Branch Share of Cost	County Share of Cost
7,877	San Luis Obispo	Paso Robles Courthouse	D5038-Security and Detection Systems	\$ 86,711	\$ 86,711	\$ -
7,878	Los Angeles	East Los Angeles Courthouse	D5038-Security and Detection Systems	\$ 112,029	\$ 87,069	\$ 24,960
7,879	Orange	Harbor Justice Center-Newport Beach Facility	D5038-Security and Detection Systems	\$ 103,620	\$ 87,372	\$ 16,248
7,880	Sutter	Courthouse West	D5038-Security and Detection Systems	\$ 107,188	\$ 88,430	\$ 18,758
7,881	Solano	Solano Justice Building	D5038-Security and Detection Systems	\$ 88,796	\$ 88,796	\$ -
7,882	Los Angeles	Whittier Courthouse	D5038-Security and Detection Systems	\$ 88,837	\$ 88,837	\$ -
7,883	Humboldt	Humboldt County Courthouse (Eureka)	D5038-Security and Detection Systems	\$ 89,155	\$ 89,155	\$ -
7,884	Los Angeles	Whittier Courthouse	D5038-Security and Detection Systems	\$ 89,437	\$ 89,437	\$ -
7,885	Orange	Harbor Justice Center-Newport Beach Facility	D5038-Security and Detection Systems	\$ 108,029	\$ 91,090	\$ 16,939
7,886	Los Angeles	Michael D. Antonovich Antelope Valley Courthouse	D5038-Security and Detection Systems	\$ 124,223	\$ 91,316	\$ 32,907
7,887	Stanislaus	Modesto Main Courthouse	D5038-Security and Detection Systems	\$ 92,362	\$ 92,177	\$ 185
7,888	Merced	Main Merced Courthouse	D5038-Security and Detection Systems	\$ 92,295	\$ 92,295	\$ -
7,889	Orange	Harbor Justice Center-Newport Beach Facility	D5038-Security and Detection Systems	\$ 93,338	\$ 93,338	\$ -
7,890	Los Angeles	Airport Courthouse	D5038-Security and Detection Systems	\$ 122,165	\$ 94,275	\$ 27,890
7,891	Alameda	George E. McDonald Hall of Justice	D5038-Security and Detection Systems	\$ 94,928	\$ 94,928	\$ -
7,892	Stanislaus	Modesto Main Courthouse	D5038-Security and Detection Systems	\$ 95,383	\$ 95,383	\$ -
7,893	Shasta	Main Courthouse	D5038-Security and Detection Systems	\$ 137,158	\$ 95,613	\$ 41,545
7,894	Santa Barbara	Santa Barbara County Courthouse	D5038-Security and Detection Systems	\$ 95,991	\$ 95,991	\$ -
7,895	Napa	Criminal Court Building	D5038-Security and Detection Systems	\$ 96,073	\$ 96,073	\$ -
7,896	Fresno	2424 Ventura Street - 5 DCA	D5038-Security and Detection Systems	\$ 97,545	\$ 97,545	\$ -
7,897	Los Angeles	Inglewood Courthouse	D5038-Security and Detection Systems	\$ 97,682	\$ 97,682	\$ -
7,898	Los Angeles	Norwalk Courthouse	D5038-Security and Detection Systems	\$ 115,431	\$ 98,151	\$ 17,280
7,899	Santa Clara	Historic Courthouse	D5038-Security and Detection Systems	\$ 98,343	\$ 98,343	\$ -
7,900	Santa Clara	Santa Clara Courthouse	D5038-Security and Detection Systems	\$ 98,343	\$ 98,343	\$ -
7,901	Orange	West Justice Center	D5038-Security and Detection Systems	\$ 108,847	\$ 98,702	\$ 10,145
7,902	Riverside	Hemet	D5038-Security and Detection Systems	\$ 100,001	\$ 100,001	\$ -
7,903	San Bernardino	San Bernardino Courthouse - Annex	D5038-Security and Detection Systems	\$ 100,046	\$ 100,046	\$ -
7,904	Santa Clara	Hall of Justice (West)	D5038-Security and Detection Systems	\$ 100,494	\$ 100,494	\$ -
7,905	Orange	Harbor Justice Center-Newport Beach Facility	D5038-Security and Detection Systems	\$ 102,529	\$ 102,529	\$ -
7,906	Los Angeles	Inglewood Courthouse	D5038-Security and Detection Systems	\$ 103,365	\$ 103,365	\$ -
7,907	Los Angeles	Beverly Hills Courthouse	D5038-Security and Detection Systems	\$ 130,288	\$ 103,605	\$ 26,683



Line #	County	Facility Name	Project System Targeted for Renewal	Project Rough Order of Magnitude	Judicial Branch Share of Cost	County Share of Cost
7,908	Orange	West Justice Center	D5038-Security and Detection Systems	\$ 114,687	\$ 103,998	\$ 10,689
7,909	Kern	Bakersfield Justice Bldg.	D5038-Security and Detection Systems	\$ 104,338	\$ 104,338	\$ -
7,910	Orange	Central Justice Center	D5038-Security and Detection Systems	\$ 114,673	\$ 104,547	\$ 10,126
7,911	Orange	Central Justice Center	D5038-Security and Detection Systems	\$ 114,673	\$ 104,547	\$ 10,126
7,912	Los Angeles	East Los Angeles Courthouse	D5038-Security and Detection Systems	\$ 136,597	\$ 106,163	\$ 30,434
7,913	Kern	Bakersfield Justice Bldg.	D5038-Security and Detection Systems	\$ 108,613	\$ 108,613	\$ -
7,914	Solano	Hall of Justice	D5038-Security and Detection Systems	\$ 150,385	\$ 109,510	\$ 40,875
7,915	San Bernardino	Juvenile Dependency Courthouse	D5038-Security and Detection Systems	\$ 110,082	\$ 110,082	\$ -
7,916	Orange	Central Justice Center	D5038-Security and Detection Systems	\$ 121,543	\$ 110,811	\$ 10,732
7,917	Kern	Arvin/ Lamont Branch	D5038-Security and Detection Systems	\$ 112,178	\$ 112,178	\$ -
7,918	Contra Costa	George D. Carroll Courthouse	D5038-Security and Detection Systems	\$ 147,028	\$ 113,506	\$ 33,522
7,919	Los Angeles	Clara Shortridge Foltz Criminal Justice Center	D5038-Security and Detection Systems	\$ 166,105	\$ 114,264	\$ 51,841
7,920	Tulare	Visalia Superior Court	D5038-Security and Detection Systems	\$ 120,244	\$ 120,244	\$ -
7,921	Orange	West Justice Center	D5038-Security and Detection Systems	\$ 120,890	\$ 120,890	\$ -
7,922	Stanislaus	Hall of Records	D5038-Security and Detection Systems	\$ 125,904	\$ 125,904	\$ -
7,923	Los Angeles	Bellflower Courthouse	D5038-Security and Detection Systems	\$ 126,182	\$ 126,182	\$ -
7,924	Los Angeles	West Covina Courthouse	D5038-Security and Detection Systems	\$ 153,404	\$ 127,341	\$ 26,063
7,925	Santa Clara	Downtown Superior Court	D5038-Security and Detection Systems	\$ 127,846	\$ 127,846	\$ -
7,926	Santa Barbara	Figueroa Division	D5038-Security and Detection Systems	\$ 128,231	\$ 128,231	\$ -
7,927	San Diego	Juvenile Court	D5038-Security and Detection Systems	\$ 173,031	\$ 129,116	\$ 43,915
7,928	Los Angeles	Metropolitan Courthouse	D5038-Security and Detection Systems	\$ 140,711	\$ 133,028	\$ 7,683
7,929	Solano	Solano Justice Building	D5038-Security and Detection Systems	\$ 133,306	\$ 133,306	\$ -
7,930	Los Angeles	Pomona Courthouse North	D5038-Security and Detection Systems	\$ 134,555	\$ 134,555	\$ -
7,931	Los Angeles	Stanley Mosk Courthouse	D5038-Security and Detection Systems	\$ 140,711	\$ 136,856	\$ 3,855
7,932	Los Angeles	Metropolitan Courthouse	D5038-Security and Detection Systems	\$ 146,305	\$ 138,317	\$ 7,988
7,933	Butte	Butte County Courthouse	D5038-Security and Detection Systems	\$ 138,437	\$ 138,437	\$ -
7,934	Los Angeles	West Covina Courthouse	D5038-Security and Detection Systems	\$ 140,190	\$ 140,190	\$ -
7,935	Sonoma	Hall of Justice	D5038-Security and Detection Systems	\$ 237,469	\$ 141,057	\$ 96,412
7,936	Sonoma	Hall of Justice	D5038-Security and Detection Systems	\$ 239,132	\$ 142,044	\$ 97,088
7,937	Los Angeles	Stanley Mosk Courthouse	D5038-Security and Detection Systems	\$ 146,305	\$ 142,296	\$ 4,009
7,938	Tulare	Visalia Superior Court	D5038-Security and Detection Systems	\$ 143,159	\$ 143,159	\$ -
7,939	Los Angeles	Downey Courthouse	D5038-Security and Detection Systems	\$ 144,376	\$ 144,376	\$ -
7,940	Ventura	Hall of Justice	D5038-Security and Detection Systems	\$ 145,412	\$ 145,412	\$ -
7,941	Los Angeles	Michael D. Antonovich Antelope Valley Courthouse	D5038-Security and Detection Systems	\$ 201,439	\$ 148,078	\$ 53,361



Line #	County	Facility Name	Project System Targeted for Renewal	Project Rough Order of Magnitude	Judicial Branch Share of Cost	County Share of Cost
7,942	Ventura	Hall of Justice	D5038-Security and Detection Systems	\$ 149,508	\$ 149,508	\$ -
7,943	San Diego	East County Regional Center	D5038-Security and Detection Systems	\$ 153,305	\$ 153,305	\$ -
7,944	Santa Clara	Hall of Justice (West)	D5038-Security and Detection Systems	\$ 154,222	\$ 154,222	\$ -
7,945	Los Angeles	Bellflower Courthouse	D5038-Security and Detection Systems	\$ 154,990	\$ 154,990	\$ -
7,946	Los Angeles	Downey Courthouse	D5038-Security and Detection Systems	\$ 158,747	\$ 158,747	\$ -
7,947	Fresno	B.F. Sisk Courthouse	D5038-Security and Detection Systems	\$ 159,268	\$ 159,268	\$ -
7,948	Kern	Bakersfield Superior Court	D5038-Security and Detection Systems	\$ 160,593	\$ 160,593	\$ -
7,949	Mendocino	County Courthouse	D5038-Security and Detection Systems	\$ 243,460	\$ 164,628	\$ 78,832
7,950	Kern	Bakersfield Juvenile Center	D5038-Security and Detection Systems	\$ 252,275	\$ 168,419	\$ 83,856
7,951	Solano	Hall of Justice	D5038-Security and Detection Systems	\$ 168,930	\$ 168,930	\$ -
7,952	Sacramento	Juvenile Courthouse	D5038-Security and Detection Systems	\$ 169,497	\$ 169,497	\$ -
7,953	Ventura	Hall of Justice	D5038-Security and Detection Systems	\$ 169,731	\$ 169,731	\$ -
7,954	San Diego	Kearny Mesa Court	D5038-Security and Detection Systems	\$ 170,869	\$ 170,869	\$ -
7,955	Stanislaus	Modesto Main Courthouse	D5038-Security and Detection Systems	\$ 171,853	\$ 171,509	\$ 344
7,956	San Diego	East County Regional Center	D5038-Security and Detection Systems	\$ 173,224	\$ 173,224	\$ -
7,957	San Diego	South County Regional Center	D5038-Security and Detection Systems	\$ 174,671	\$ 174,671	\$ -
7,958	San Bernardino	Victorville Courthouse-Dept. N-1	D5038-Security and Detection Systems	\$ 175,067	\$ 175,067	\$ -
7,959	San Diego	South County Regional Center	D5038-Security and Detection Systems	\$ 176,741	\$ 176,741	\$ -
7,960	Stanislaus	Modesto Main Courthouse	D5038-Security and Detection Systems	\$ 177,474	\$ 177,474	\$ -
7,961	Santa Clara	Downtown Superior Court	D5038-Security and Detection Systems	\$ 180,638	\$ 180,638	\$ -
7,962	Los Angeles	Edmund D. Edelman Children's Court	D5038-Security and Detection Systems	\$ 259,245	\$ 181,446	\$ 77,799
7,963	Imperial	Imperial County Courthouse	D5038-Security and Detection Systems	\$ 182,652	\$ 182,652	\$ -
7,964	Orange	Central Justice Center	D5038-Security and Detection Systems	\$ 201,996	\$ 184,160	\$ 17,836
7,965	Kern	Bakersfield Superior Court	D5038-Security and Detection Systems	\$ 185,479	\$ 185,479	\$ -
7,966	Alameda	Berkeley Courthouse	D5038-Security and Detection Systems	\$ 189,856	\$ 189,856	\$ -
7,967	Alameda	Fremont Hall of Justice	D5038-Security and Detection Systems	\$ 189,856	\$ 189,856	\$ -
7,968	Alameda	Hayward Hall of Justice	D5038-Security and Detection Systems	\$ 189,856	\$ 189,856	\$ -
7,969	San Diego	Hall of Justice	D5038-Security and Detection Systems	\$ 475,427	\$ 191,312	\$ 284,115
7,970	Contra Costa	Wakefield Taylor Courthouse	D5038-Security and Detection Systems	\$ 193,610	\$ 193,610	\$ -
7,971	San Francisco	Hall of Justice	D5038-Security and Detection Systems	\$ 195,705	\$ 195,705	\$ -
7,972	Orange	Betty Lou Lamoreaux Justice Center	D5038-Security and Detection Systems	\$ 252,031	\$ 201,499	\$ 50,532
7,973	Siskiyou	Siskiyou County Courthouse	D5038-Security and Detection Systems	\$ 207,343	\$ 207,343	\$ -
7,974	Tulare	Visalia Superior Court	D5038-Security and Detection Systems	\$ 208,033	\$ 208,033	\$ -
7,975	Ventura	Hall of Justice	D5038-Security and Detection Systems	\$ 297,893	\$ 208,108	\$ 89,785
7,976	Fresno	B.F. Sisk Courthouse	D5038-Security and Detection Systems	\$ 210,791	\$ 210,791	\$ -
7,977	San Diego	East County Regional Center	D5038-Security and Detection Systems	\$ 210,791	\$ 210,791	\$ -



Line #	County	Facility Name	Project System Targeted for Renewal	Project Rough Order of Magnitude	Judicial Branch Share of Cost	County Share of Cost
7,978	Merced	Main Merced Courthouse	D5038-Security and Detection Systems	\$ 221,524	\$ 221,524	\$ -
7,979	Humboldt	Humboldt County Courthouse (Eureka)	D5038-Security and Detection Systems	\$ 667,194	\$ 222,576	\$ 444,618
7,980	Shasta	Main Courthouse	D5038-Security and Detection Systems	\$ 321,779	\$ 224,312	\$ 97,467
7,981	Los Angeles	Airport Courthouse	D5038-Security and Detection Systems	\$ 299,664	\$ 231,251	\$ 68,413
7,982	Fresno	2424 Ventura Street - 5 DCA	D5038-Security and Detection Systems	\$ 234,504	\$ 234,504	\$ -
7,983	Los Angeles	Michael D. Antonovich Antelope Valley Courthouse	D5038-Security and Detection Systems	\$ 319,791	\$ 235,078	\$ 84,713
7,984	Los Angeles	El Monte Courthouse	D5038-Security and Detection Systems	\$ 409,392	\$ 237,939	\$ 171,453
7,985	San Mateo	Hall of Justice	D5038-Security and Detection Systems	\$ 238,683	\$ 238,683	\$ -
7,986	Orange	Betty Lou Lamoreaux Justice Center	D5038-Security and Detection Systems	\$ 239,198	\$ 239,198	\$ -
7,987	Los Angeles	Compton Courthouse	D5038-Security and Detection Systems	\$ 363,957	\$ 240,685	\$ 123,272
7,988	Riverside	Southwest Justice Center	D5038-Security and Detection Systems	\$ 242,123	\$ 242,123	\$ -
7,989	Santa Clara	Downtown Superior Court	D5038-Security and Detection Systems	\$ 248,338	\$ 248,338	\$ -
7,990	Los Angeles	Inglewood Courthouse	D5038-Security and Detection Systems	\$ 251,769	\$ 251,769	\$ -
7,991	Los Angeles	Compton Courthouse	D5038-Security and Detection Systems	\$ 253,928	\$ 253,928	\$ -
7,992	Tulare	Visalia Superior Court	D5038-Security and Detection Systems	\$ 253,950	\$ 253,950	\$ -
7,993	San Diego	North County Regional Center - South	D5038-Security and Detection Systems	\$ 254,087	\$ 254,087	\$ -
7,994	Orange	Betty Lou Lamoreaux Justice Center	D5038-Security and Detection Systems	\$ 256,763	\$ 256,763	\$ -
7,995	San Diego	North County Regional Center - North	D5038-Security and Detection Systems	\$ 264,794	\$ 264,794	\$ -
7,996	Solano	Hall of Justice	D5038-Security and Detection Systems	\$ 267,411	\$ 267,411	\$ -
7,997	Fresno	Fresno County Courthouse	D5038-Security and Detection Systems	\$ 279,785	\$ 268,342	\$ 11,443
7,998	Los Angeles	Pomona Courthouse South	D5038-Security and Detection Systems	\$ 268,441	\$ 268,441	\$ -
7,999	Contra Costa	George D. Carroll Courthouse	D5038-Security and Detection Systems	\$ 362,649	\$ 279,965	\$ 82,684
8,000	Butte	Butte County Courthouse	D5038-Security and Detection Systems	\$ 291,599	\$ 291,599	\$ -
8,001	Kern	Bakersfield Superior Court	D5038-Security and Detection Systems	\$ 291,691	\$ 291,691	\$ -
8,002	Sonoma	Hall of Justice	D5038-Security and Detection Systems	\$ 502,510	\$ 298,491	\$ 204,019
8,003	Los Angeles	Compton Courthouse	D5038-Security and Detection Systems	\$ 299,555	\$ 299,555	\$ -
8,004	Santa Clara	Hall of Justice (East)	D5038-Security and Detection Systems	\$ 305,584	\$ 305,584	\$ -
8,005	Los Angeles	Compton Courthouse	D5038-Security and Detection Systems	\$ 307,806	\$ 307,806	\$ -
8,006	Humboldt	Humboldt County Courthouse (Eureka)	D5038-Security and Detection Systems	\$ 315,975	\$ 315,975	\$ -
8,007	San Diego	East County Regional Center	D5038-Security and Detection Systems	\$ 330,655	\$ 330,655	\$ -
8,008	Los Angeles	Michael D. Antonovich Antelope Valley Courthouse	D5038-Security and Detection Systems	\$ 463,171	\$ 340,477	\$ 122,694
8,009	San Diego	County Courthouse	D5038-Security and Detection Systems	\$ 444,059	\$ 343,790	\$ 100,269
8,010	Riverside	Southwest Justice Center	D5038-Security and Detection Systems	\$ 345,930	\$ 345,930	\$ -
8,011	Fresno	Fresno County Courthouse	D5038-Security and Detection Systems	\$ 355,946	\$ 355,946	\$ -



Line #	County	Facility Name	Project System Targeted for Renewal	Project Rough Order of Magnitude	Judicial Branch Share of Cost	County Share of Cost
8,012	Ventura	Hall of Justice	D5038-Security and Detection Systems	\$ 361,566	\$ 361,566	\$ -
8,013	San Diego	North County Regional Center - South	D5038-Security and Detection Systems	\$ 365,731	\$ 365,731	\$ -
8,014	San Diego	South County Regional Center	D5038-Security and Detection Systems	\$ 370,713	\$ 370,713	\$ -
8,015	San Diego	East County Regional Center	D5038-Security and Detection Systems	\$ 373,616	\$ 373,616	\$ -
8,016	Orange	North Justice Center	D5038-Security and Detection Systems	\$ 416,806	\$ 376,417	\$ 40,389
8,017	San Diego	North County Regional Center - North	D5038-Security and Detection Systems	\$ 381,143	\$ 381,143	\$ -
8,018	Sacramento	Gordon Schaber Sacramento Superior Court	D5038-Security and Detection Systems	\$ 389,555	\$ 389,555	\$ -
8,019	Sacramento	Juvenile Courthouse	D5038-Security and Detection Systems	\$ 415,698	\$ 415,698	\$ -
8,020	Los Angeles	Torrance Courthouse	D5038-Security and Detection Systems	\$ 464,965	\$ 420,468	\$ 44,497
8,021	Los Angeles	Pasadena Courthouse	D5038-Security and Detection Systems	\$ 608,789	\$ 422,195	\$ 186,594
8,022	Alameda	Wiley W. Manuel Courthouse	D5038-Security and Detection Systems	\$ 426,859	\$ 426,859	\$ -
8,023	Tulare	Visalia Superior Court	D5038-Security and Detection Systems	\$ 439,356	\$ 439,356	\$ -
8,024	San Diego	East County Regional Center	D5038-Security and Detection Systems	\$ 454,641	\$ 454,641	\$ -
8,025	Los Angeles	Downey Courthouse	D5038-Security and Detection Systems	\$ 464,816	\$ 464,816	\$ -
8,026	Contra Costa	Wakefield Taylor Courthouse	D5038-Security and Detection Systems	\$ 477,546	\$ 477,546	\$ -
8,027	Los Angeles	Inglewood Courthouse	D5038-Security and Detection Systems	\$ 658,908	\$ 491,282	\$ 167,626
8,028	San Mateo	Hall of Justice	D5038-Security and Detection Systems	\$ 536,072	\$ 536,072	\$ -
8,029	Los Angeles	Clara Shortridge Foltz Criminal Justice Center	D5038-Security and Detection Systems	\$ 785,135	\$ 540,094	\$ 245,041
8,030	Fresno	Fresno County Courthouse	D5038-Security and Detection Systems	\$ 585,107	\$ 561,176	\$ 23,931
8,031	Sacramento	Gordon Schaber Sacramento Superior Court	D5038-Security and Detection Systems	\$ 562,341	\$ 562,341	\$ -
8,032	Los Angeles	Edmund D. Edelman Children's Court	D5038-Security and Detection Systems	\$ 834,633	\$ 584,160	\$ 250,473
8,033	Kern	Bakersfield Justice Bldg.	D5038-Security and Detection Systems	\$ 620,560	\$ 620,560	\$ -
8,034	Santa Clara	Hall of Justice (East)	D5038-Security and Detection Systems	\$ 682,993	\$ 682,993	\$ -
8,035	Kern	Bakersfield Superior Court	D5038-Security and Detection Systems	\$ 708,953	\$ 708,953	\$ -
8,036	Riverside	Southwest Justice Center	D5038-Security and Detection Systems	\$ 720,586	\$ 720,586	\$ -
8,037	Los Angeles	Airport Courthouse	D5038-Security and Detection Systems	\$ 964,762	\$ 744,507	\$ 220,255
8,038	San Diego	North County Regional Center - South	D5038-Security and Detection Systems	\$ 767,116	\$ 767,116	\$ -
8,039	San Diego	North County Regional Center - North	D5038-Security and Detection Systems	\$ 799,442	\$ 799,442	\$ -
8,040	Los Angeles	Pomona Courthouse South	D5038-Security and Detection Systems	\$ 810,752	\$ 810,752	\$ -
8,041	Sacramento	Gordon Schaber Sacramento Superior Court	D5038-Security and Detection Systems	\$ 1,188,457	\$ 1,188,457	\$ -
8,042	San Diego	Hall of Justice	D5038-Security and Detection Systems	\$ 1,482,851	\$ 1,482,851	\$ -
8,043	Orange	West Justice Center	D5090-Other Electrical Systems	\$ 37,962	\$ 37,962	\$ -



Line #	County	Facility Name	Project System Targeted for Renewal	Project Rough Order of Magnitude	Judicial Branch Share of Cost	County Share of Cost
8,044	San Diego	North County Regional Center - North	D5090-Other Electrical Systems	\$ 1,363,632	\$ 1,363,632	\$ -
8,045	Orange	Central Justice Center	D5091-Grounding Systems	\$ 49,684	\$ 49,684	\$ -
8,046	Orange	Central Justice Center Annex	D5092-Emergency Light and Power Systems	\$ 2,228	\$ 177	\$ 2,051
8,047	Los Angeles	Hall of Records	D5092-Emergency Light and Power Systems	\$ 2,791	\$ 296	\$ 2,495
8,048	Los Angeles	Hall of Records	D5092-Emergency Light and Power Systems	\$ 2,791	\$ 296	\$ 2,495
8,049	Los Angeles	Hall of Records	D5092-Emergency Light and Power Systems	\$ 2,865	\$ 303	\$ 2,562
8,050	Los Angeles	Hall of Records	D5092-Emergency Light and Power Systems	\$ 3,305	\$ 350	\$ 2,955
8,051	Orange	Central Justice Center Annex	D5092-Emergency Light and Power Systems	\$ 6,871	\$ 546	\$ 6,325
8,052	San Francisco	Hall of Justice	D5092-Emergency Light and Power Systems	\$ 2,597	\$ 604	\$ 1,993
8,053	Los Angeles	Los Padrinos Juvenile Court	D5092-Emergency Light and Power Systems	\$ 2,098	\$ 615	\$ 1,483
8,054	San Francisco	Hall of Justice	D5092-Emergency Light and Power Systems	\$ 3,197	\$ 744	\$ 2,453
8,055	San Diego	Kearny Mesa Traffic Court KM3 Trailer	D5092-Emergency Light and Power Systems	\$ 1,097	\$ 1,097	\$ -
8,056	San Diego	Kearny Mesa Traffic Court KM4 Trailer	D5092-Emergency Light and Power Systems	\$ 1,097	\$ 1,097	\$ -
8,057	San Diego	Department 9 Trailer	D5092-Emergency Light and Power Systems	\$ 1,558	\$ 1,163	\$ 395
8,058	San Diego	Kearny Mesa Traffic Court KM5 & KM6 Trailer	D5092-Emergency Light and Power Systems	\$ 1,188	\$ 1,188	\$ -
8,059	San Diego	Department 10 Trailer	D5092-Emergency Light and Power Systems	\$ 1,645	\$ 1,227	\$ 418
8,060	Los Angeles	Los Padrinos Juvenile Court	D5092-Emergency Light and Power Systems	\$ 4,297	\$ 1,260	\$ 3,037
8,061	San Diego	Trailer - Dept 34	D5092-Emergency Light and Power Systems	\$ 1,303	\$ 1,303	\$ -
8,062	San Diego	Trailer - Dept 35	D5092-Emergency Light and Power Systems	\$ 1,303	\$ 1,303	\$ -
8,063	Santa Barbara	Santa Barbara Court Trailer	D5092-Emergency Light and Power Systems	\$ 2,798	\$ 1,399	\$ 1,399
8,064	San Diego	Trailer - Family Support	D5092-Emergency Light and Power Systems	\$ 1,520	\$ 1,520	\$ -
8,065	San Diego	Trailer - Dept 34	D5092-Emergency Light and Power Systems	\$ 1,645	\$ 1,645	\$ -
8,066	San Diego	Trailer - Dept 35	D5092-Emergency Light and Power Systems	\$ 1,645	\$ 1,645	\$ -
8,067	Santa Barbara	Santa Barbara Juvenile Court	D5092-Emergency Light and Power Systems	\$ 1,679	\$ 1,679	\$ -
8,068	Santa Barbara	Santa Barbara Court Trailer	D5092-Emergency Light and Power Systems	\$ 3,497	\$ 1,749	\$ 1,749
8,069	Los Angeles	Monrovia Training Center	D5092-Emergency Light and Power Systems	\$ 2,600	\$ 1,828	\$ 772
8,070	San Diego	Trailer - Family Support	D5092-Emergency Light and Power Systems	\$ 1,919	\$ 1,919	\$ -
8,071	San Diego	North County Regional Center - North	D5092-Emergency Light and Power Systems	\$ 2,077	\$ 2,077	\$ -
8,072	Los Angeles	Sylmar Juvenile Court	D5092-Emergency Light and Power Systems	\$ 6,112	\$ 2,097	\$ 4,015
8,073	El Dorado	Cameron Park	D5092-Emergency Light and Power Systems	\$ 2,105	\$ 2,105	\$ -
8,074	San Bernardino	Chino Courthouse	D5092-Emergency Light and Power Systems	\$ 2,118	\$ 2,118	\$ -
8,075	El Dorado	Cameron Park	D5092-Emergency Light and Power Systems	\$ 2,627	\$ 2,627	\$ -
8,076	Los Angeles	Chatsworth Courthouse	D5092-Emergency Light and Power Systems	\$ 3,323	\$ 2,785	\$ 538
8,077	El Dorado	Bldg. C	D5092-Emergency Light and Power Systems	\$ 13,531	\$ 2,801	\$ 10,730
8,078	Los Angeles	Hall of Records	D5092-Emergency Light and Power Systems	\$ 29,136	\$ 3,086	\$ 26,050



Line #	County	Facility Name	Project System Targeted for Renewal	Project Rough Order of Magnitude	Judicial Branch Share of Cost	County Share of Cost
8,079	Los Angeles	Santa Clarita Courthouse	D5092-Emergency Light and Power Systems	\$ 3,687	\$ 3,259	\$ 428
8,080	Los Angeles	Malibu Courthouse	D5092-Emergency Light and Power Systems	\$ 8,594	\$ 3,264	\$ 5,330
8,081	Contra Costa	Jail Annex	D5092-Emergency Light and Power Systems	\$ 3,462	\$ 3,462	\$ -
8,082	Santa Barbara	Santa Barbara Juvenile Court	D5092-Emergency Light and Power Systems	\$ 3,497	\$ 3,497	\$ -
8,083	San Luis Obispo	Grover Beach Branch	D5092-Emergency Light and Power Systems	\$ 3,661	\$ 3,661	\$ -
8,084	El Dorado	Bldg. C	D5092-Emergency Light and Power Systems	\$ 17,959	\$ 3,718	\$ 14,241
8,085	Los Angeles	Los Padrinos Juvenile Court	D5092-Emergency Light and Power Systems	\$ 12,833	\$ 3,763	\$ 9,070
8,086	Los Angeles	Glendale Courthouse	D5092-Emergency Light and Power Systems	\$ 4,345	\$ 3,934	\$ 411
8,087	Los Angeles	Van Nuys Courthouse East	D5092-Emergency Light and Power Systems	\$ 4,394	\$ 3,943	\$ 451
8,088	Kings	Avenal Court	D5092-Emergency Light and Power Systems	\$ 4,074	\$ 4,074	\$ -
8,089	Los Angeles	El Monte Courthouse	D5092-Emergency Light and Power Systems	\$ 7,038	\$ 4,090	\$ 2,948
8,090	San Diego	Kearny Mesa Traffic Court KM3 Trailer	D5092-Emergency Light and Power Systems	\$ 4,195	\$ 4,195	\$ -
8,091	San Diego	Kearny Mesa Traffic Court KM4 Trailer	D5092-Emergency Light and Power Systems	\$ 4,195	\$ 4,195	\$ -
8,092	Los Angeles	Santa Monica Courthouse	D5092-Emergency Light and Power Systems	\$ 5,517	\$ 4,330	\$ 1,187
8,093	Siskiyou	Siskiyou County Courthouse	D5092-Emergency Light and Power Systems	\$ 13,036	\$ 4,384	\$ 8,652
8,094	San Luis Obispo	Grover Beach Branch	D5092-Emergency Light and Power Systems	\$ 4,575	\$ 4,575	\$ -
8,095	Santa Barbara	Santa Maria Courts, Bldg F	D5092-Emergency Light and Power Systems	\$ 4,868	\$ 4,868	\$ -
8,096	Kern	Taft Courts Bldg.	D5092-Emergency Light and Power Systems	\$ 5,127	\$ 5,127	\$ -
8,097	Los Angeles	Los Padrinos Juvenile Court	D5092-Emergency Light and Power Systems	\$ 17,573	\$ 5,152	\$ 12,421
8,098	Nevada	Nevada City Courthouse Annex	D5092-Emergency Light and Power Systems	\$ 12,175	\$ 5,200	\$ 6,975
8,099	Kings	Corcoran Court	D5092-Emergency Light and Power Systems	\$ 5,200	\$ 5,200	\$ -
8,100	Los Angeles	Malibu Courthouse	D5092-Emergency Light and Power Systems	\$ 14,128	\$ 5,366	\$ 8,762
8,101	Riverside	Riverside Juvenile Court	D5092-Emergency Light and Power Systems	\$ 10,891	\$ 5,374	\$ 5,517
8,102	Los Angeles	Beverly Hills Courthouse	D5092-Emergency Light and Power Systems	\$ 7,161	\$ 5,694	\$ 1,467
8,103	Tulare	Tulare Division	D5092-Emergency Light and Power Systems	\$ 8,730	\$ 6,111	\$ 2,619
8,104	Los Angeles	Sylmar Juvenile Court	D5092-Emergency Light and Power Systems	\$ 18,218	\$ 6,251	\$ 11,967
8,105	San Bernardino	Chino Courthouse	D5092-Emergency Light and Power Systems	\$ 6,258	\$ 6,258	\$ -
8,106	Kings	Avenal Court	D5092-Emergency Light and Power Systems	\$ 6,322	\$ 6,322	\$ -
8,107	Los Angeles	Santa Clarita Courthouse	D5092-Emergency Light and Power Systems	\$ 7,161	\$ 6,330	\$ 831
8,108	Los Angeles	Sylmar Juvenile Court	D5092-Emergency Light and Power Systems	\$ 18,619	\$ 6,388	\$ 12,231
8,109	San Joaquin	Lodi Branch- Dept. 2	D5092-Emergency Light and Power Systems	\$ 6,485	\$ 6,485	\$ -
8,110	Los Angeles	Hollywood Courthouse	D5092-Emergency Light and Power Systems	\$ 7,161	\$ 6,523	\$ 638
8,111	Los Angeles	Eastlake Juvenile Court	D5092-Emergency Light and Power Systems	\$ 12,019	\$ 6,584	\$ 5,435
8,112	El Dorado	Main St. Courthouse	D5092-Emergency Light and Power Systems	\$ 6,683	\$ 6,683	\$ -
8,113	Kings	Corcoran Court	D5092-Emergency Light and Power Systems	\$ 6,849	\$ 6,849	\$ -
8,114	Orange	West Justice Center	D5092-Emergency Light and Power Systems	\$ 8,003	\$ 7,257	\$ 746



Line #	County	Facility Name	Project System Targeted for Renewal	Project Rough Order of Magnitude	Judicial Branch Share of Cost	County Share of Cost
8,115	Riverside	Palm Springs Courts	D5092-Emergency Light and Power Systems	\$ 18,254	\$ 7,413	\$ 10,841
8,116	Los Angeles	Glendale Courthouse	D5092-Emergency Light and Power Systems	\$ 8,314	\$ 7,527	\$ 787
8,117	Los Angeles	Glendale Courthouse	D5092-Emergency Light and Power Systems	\$ 8,314	\$ 7,527	\$ 787
8,118	San Francisco	Polk St. Annex	D5092-Emergency Light and Power Systems	\$ 7,639	\$ 7,639	\$ -
8,119	Nevada	Nevada City Courthouse Annex	D5092-Emergency Light and Power Systems	\$ 18,009	\$ 7,692	\$ 10,317
8,120	Los Angeles	Glendale Courthouse	D5092-Emergency Light and Power Systems	\$ 8,594	\$ 7,781	\$ 813
8,121	Orange	North Justice Center	D5092-Emergency Light and Power Systems	\$ 8,620	\$ 7,785	\$ 835
8,122	Los Angeles	Van Nuys Courthouse East	D5092-Emergency Light and Power Systems	\$ 8,700	\$ 7,807	\$ 893
8,123	Los Angeles	Glendale Courthouse	D5092-Emergency Light and Power Systems	\$ 8,689	\$ 7,867	\$ 822
8,124	Kings	Corcoran Court	D5092-Emergency Light and Power Systems	\$ 8,070	\$ 8,070	\$ -
8,125	San Diego	Juvenile Court	D5092-Emergency Light and Power Systems	\$ 10,819	\$ 8,073	\$ 2,746
8,126	Kern	Shafter/Wasco Courts Bldg.	D5092-Emergency Light and Power Systems	\$ 8,086	\$ 8,086	\$ -
8,127	Los Angeles	Van Nuys Courthouse West	D5092-Emergency Light and Power Systems	\$ 10,062	\$ 8,098	\$ 1,964
8,128	Shasta	Main Courthouse	D5092-Emergency Light and Power Systems	\$ 11,882	\$ 8,283	\$ 3,599
8,129	El Dorado	Cameron Park	D5092-Emergency Light and Power Systems	\$ 8,306	\$ 8,306	\$ -
8,130	Los Angeles	David M. Kenyon Juvenile Justice Center	D5092-Emergency Light and Power Systems	\$ 21,116	\$ 8,586	\$ 12,530
8,131	Riverside	Blythe Courthouse - Superior Court	D5092-Emergency Light and Power Systems	\$ 8,602	\$ 8,602	\$ -
8,132	Los Angeles	Monrovia Training Center	D5092-Emergency Light and Power Systems	\$ 12,326	\$ 8,664	\$ 3,662
8,133	Orange	Civil Complex Center ("CXC")	D5092-Emergency Light and Power Systems	\$ 8,893	\$ 8,893	\$ -
8,134	Orange	Civil Complex Center ("CXC")	D5092-Emergency Light and Power Systems	\$ 8,912	\$ 8,912	\$ -
8,135	Contra Costa	Concord Courthouse	D5092-Emergency Light and Power Systems	\$ 9,056	\$ 9,056	\$ -
8,136	Stanislaus	Modesto Main Courthouse	D5092-Emergency Light and Power Systems	\$ 9,222	\$ 9,222	\$ -
8,137	Los Angeles	Pasadena Courthouse	D5092-Emergency Light and Power Systems	\$ 13,557	\$ 9,402	\$ 4,155
8,138	San Joaquin	Lodi Branch- Dept. 2	D5092-Emergency Light and Power Systems	\$ 9,736	\$ 9,736	\$ -
8,139	Los Angeles	David M. Kenyon Juvenile Justice Center	D5092-Emergency Light and Power Systems	\$ 24,018	\$ 9,766	\$ 14,252
8,140	Santa Barbara	Santa Barbara Jury Assembly Bldg.	D5092-Emergency Light and Power Systems	\$ 9,904	\$ 9,904	\$ -
8,141	Kern	Delano/North Kern Court	D5092-Emergency Light and Power Systems	\$ 12,356	\$ 9,964	\$ 2,392
8,142	Los Angeles	Sylmar Juvenile Court	D5092-Emergency Light and Power Systems	\$ 29,136	\$ 9,997	\$ 19,139
8,143	San Mateo	Traffic/ Small Claims Annex	D5092-Emergency Light and Power Systems	\$ 10,298	\$ 10,298	\$ -
8,144	Sutter	Courthouse West	D5092-Emergency Light and Power Systems	\$ 12,828	\$ 10,583	\$ 2,245
8,145	Kern	Delano/North Kern Court	D5092-Emergency Light and Power Systems	\$ 13,276	\$ 10,706	\$ 2,570
8,146	San Diego	East County Regional Center	D5092-Emergency Light and Power Systems	\$ 10,819	\$ 10,819	\$ -
8,147	Los Angeles	Glendale Courthouse	D5092-Emergency Light and Power Systems	\$ 12,006	\$ 10,870	\$ 1,136
8,148	Santa Barbara	Santa Maria Courts, Bldgs. A + B	D5092-Emergency Light and Power Systems	\$ 11,053	\$ 11,053	\$ -
8,149	Nevada	Nevada City Courthouse Annex	D5092-Emergency Light and Power Systems	\$ 26,036	\$ 11,120	\$ 14,916
8,150	Riverside	Corona	D5092-Emergency Light and Power Systems	\$ 11,151	\$ 11,151	\$ -



Line #	County	Facility Name	Project System Targeted for Renewal	Project Rough Order of Magnitude	Judicial Branch Share of Cost	County Share of Cost
8,151	San Joaquin	Lodi Branch- Dept. 2	D5092-Emergency Light and Power Systems	\$ 11,653	\$ 11,653	\$ -
8,152	Los Angeles	Van Nuys Courthouse East	D5092-Emergency Light and Power Systems	\$ 13,001	\$ 11,667	\$ 1,334
8,153	Kern	Delano/North Kern Court	D5092-Emergency Light and Power Systems	\$ 14,531	\$ 11,718	\$ 2,813
8,154	Siskiyou	Siskiyou County Courthouse	D5092-Emergency Light and Power Systems	\$ 11,874	\$ 11,874	\$ -
8,155	Santa Barbara	Santa Barbara Jury Assembly Bldg.	D5092-Emergency Light and Power Systems	\$ 11,875	\$ 11,875	\$ -
8,156	San Bernardino	Fontana Courthouse	D5092-Emergency Light and Power Systems	\$ 11,887	\$ 11,887	\$ -
8,157	El Dorado	Bldg. C	D5092-Emergency Light and Power Systems	\$ 58,577	\$ 12,125	\$ 46,452
8,158	Sutter	Courthouse West	D5092-Emergency Light and Power Systems	\$ 14,784	\$ 12,197	\$ 2,587
8,159	El Dorado	Cameron Park	D5092-Emergency Light and Power Systems	\$ 12,395	\$ 12,395	\$ -
8,160	Riverside	Corona	D5092-Emergency Light and Power Systems	\$ 12,399	\$ 12,399	\$ -
8,161	Butte	Chico Courthouse	D5092-Emergency Light and Power Systems	\$ 12,459	\$ 12,459	\$ -
8,162	San Mateo	Traffic/ Small Claims Annex	D5092-Emergency Light and Power Systems	\$ 12,676	\$ 12,676	\$ -
8,163	Solano	Solano Justice Building	D5092-Emergency Light and Power Systems	\$ 17,032	\$ 12,961	\$ 4,071
8,164	Contra Costa	Concord Courthouse	D5092-Emergency Light and Power Systems	\$ 13,049	\$ 13,049	\$ -
8,165	El Dorado	Johnson Bldg.	D5092-Emergency Light and Power Systems	\$ 13,111	\$ 13,111	\$ -
8,166	Los Angeles	Alhambra Courthouse	D5092-Emergency Light and Power Systems	\$ 15,374	\$ 13,222	\$ 2,152
8,167	Los Angeles	Monrovia Training Center	D5092-Emergency Light and Power Systems	\$ 19,194	\$ 13,491	\$ 5,703
8,168	Los Angeles	Hollywood Courthouse	D5092-Emergency Light and Power Systems	\$ 15,111	\$ 13,765	\$ 1,346
8,169	San Luis Obispo	Courthouse Annex	D5092-Emergency Light and Power Systems	\$ 13,774	\$ 13,774	\$ -
8,170	San Bernardino	Joshua Tree Courthouse	D5092-Emergency Light and Power Systems	\$ 13,780	\$ 13,780	\$ -
8,171	El Dorado	Bldg. C	D5092-Emergency Light and Power Systems	\$ 13,808	\$ 13,808	\$ -
8,172	Nevada	Nevada City Courthouse Annex	D5092-Emergency Light and Power Systems	\$ 32,733	\$ 13,980	\$ 18,753
8,173	Santa Barbara	Santa Maria Juvenile Court (New)	D5092-Emergency Light and Power Systems	\$ 14,132	\$ 14,132	\$ -
8,174	Riverside	Palm Springs Courts	D5092-Emergency Light and Power Systems	\$ 14,146	\$ 14,146	\$ -
8,175	Los Angeles	Van Nuys Courthouse East	D5092-Emergency Light and Power Systems	\$ 15,823	\$ 14,200	\$ 1,623
8,176	San Bernardino	Fontana Courthouse	D5092-Emergency Light and Power Systems	\$ 14,245	\$ 14,245	\$ -
8,177	San Bernardino	Fontana Courthouse	D5092-Emergency Light and Power Systems	\$ 14,245	\$ 14,245	\$ -
8,178	Orange	West Justice Center	D5092-Emergency Light and Power Systems	\$ 15,827	\$ 14,352	\$ 1,475
8,179	Riverside	Palm Springs Courts	D5092-Emergency Light and Power Systems	\$ 14,373	\$ 14,373	\$ -
8,180	Nevada	Nevada City Courthouse	D5092-Emergency Light and Power Systems	\$ 14,501	\$ 14,501	\$ -
8,181	Los Angeles	Inglewood Juvenile Court	D5092-Emergency Light and Power Systems	\$ 14,607	\$ 14,607	\$ -
8,182	Tulare	Tulare Division	D5092-Emergency Light and Power Systems	\$ 14,844	\$ 14,844	\$ -
8,183	Alameda	Berkeley Courthouse	D5092-Emergency Light and Power Systems	\$ 15,133	\$ 15,133	\$ -
8,184	Imperial	Imperial County Courthouse	D5092-Emergency Light and Power Systems	\$ 15,431	\$ 15,431	\$ -
8,185	Butte	Chico Courthouse	D5092-Emergency Light and Power Systems	\$ 15,583	\$ 15,583	\$ -
8,186	Merced	Old Court	D5092-Emergency Light and Power Systems	\$ 15,723	\$ 15,723	\$ -



Line #	County	Facility Name	Project System Targeted for Renewal	Project Rough Order of Magnitude	Judicial Branch Share of Cost	County Share of Cost
8,187	Ventura	East County Courthouse	D5092-Emergency Light and Power Systems	\$ 25,464	\$ 15,724	\$ 9,740
8,188	Nevada	Nevada City Courthouse	D5092-Emergency Light and Power Systems	\$ 15,962	\$ 15,962	\$ -
8,189	Placer	Historic Courthouse	D5092-Emergency Light and Power Systems	\$ 15,982	\$ 15,982	\$ -
8,190	San Francisco	Polk St. Annex	D5092-Emergency Light and Power Systems	\$ 16,362	\$ 16,362	\$ -
8,191	Ventura	East County Courthouse	D5092-Emergency Light and Power Systems	\$ 26,775	\$ 16,534	\$ 10,241
8,192	Kern	Shafter/Wasco Courts Bldg.	D5092-Emergency Light and Power Systems	\$ 16,670	\$ 16,670	\$ -
8,193	Santa Barbara	Santa Maria Juvenile Court (New)	D5092-Emergency Light and Power Systems	\$ 16,944	\$ 16,944	\$ -
8,194	Alameda	Hayward Hall of Justice	D5092-Emergency Light and Power Systems	\$ 17,054	\$ 17,054	\$ -
8,195	Riverside	Riverside Juvenile Court	D5092-Emergency Light and Power Systems	\$ 35,192	\$ 17,364	\$ 17,828
8,196	Nevada	Nevada City Courthouse	D5092-Emergency Light and Power Systems	\$ 17,364	\$ 17,364	\$ -
8,197	El Dorado	Bldg. C	D5092-Emergency Light and Power Systems	\$ 18,327	\$ 18,327	\$ -
8,198	San Bernardino	Joshua Tree Courthouse	D5092-Emergency Light and Power Systems	\$ 18,373	\$ 18,373	\$ -
8,199	Santa Barbara	Santa Maria Courts Bldgs C + D	D5092-Emergency Light and Power Systems	\$ 18,482	\$ 18,482	\$ -
8,200	Los Angeles	Inglewood Juvenile Court	D5092-Emergency Light and Power Systems	\$ 18,610	\$ 18,610	\$ -
8,201	Ventura	East County Courthouse	D5092-Emergency Light and Power Systems	\$ 30,276	\$ 18,695	\$ 11,581
8,202	Alameda	Berkeley Courthouse	D5092-Emergency Light and Power Systems	\$ 18,703	\$ 18,703	\$ -
8,203	Orange	West Justice Center	D5092-Emergency Light and Power Systems	\$ 18,754	\$ 18,754	\$ -
8,204	Nevada	Nevada City Courthouse	D5092-Emergency Light and Power Systems	\$ 19,114	\$ 19,114	\$ -
8,205	Los Angeles	Bellflower Courthouse	D5092-Emergency Light and Power Systems	\$ 19,247	\$ 19,247	\$ -
8,206	Contra Costa	Jail Annex	D5092-Emergency Light and Power Systems	\$ 19,364	\$ 19,364	\$ -
8,207	Los Angeles	Van Nuys Courthouse East	D5092-Emergency Light and Power Systems	\$ 21,669	\$ 19,446	\$ 2,223
8,208	Santa Barbara	Santa Barbara County Courthouse	D5092-Emergency Light and Power Systems	\$ 19,663	\$ 19,663	\$ -
8,209	Santa Barbara	Santa Maria Juvenile Court (New)	D5092-Emergency Light and Power Systems	\$ 19,743	\$ 19,743	\$ -
8,210	San Diego	North County Regional Center - Annex	D5092-Emergency Light and Power Systems	\$ 19,814	\$ 19,814	\$ -
8,211	San Bernardino	Victorville Courthouse-Dept. N-1	D5092-Emergency Light and Power Systems	\$ 20,180	\$ 20,180	\$ -
8,212	Riverside	Corona	D5092-Emergency Light and Power Systems	\$ 20,283	\$ 20,283	\$ -
8,213	Los Angeles	Alfred J. McCourtney Juvenile Justice Center	D5092-Emergency Light and Power Systems	\$ 29,440	\$ 20,328	\$ 9,112
8,214	San Luis Obispo	Courthouse Annex	D5092-Emergency Light and Power Systems	\$ 41,066	\$ 20,426	\$ 20,640
8,215	Los Angeles	Alhambra Courthouse	D5092-Emergency Light and Power Systems	\$ 23,766	\$ 20,439	\$ 3,327
8,216	San Bernardino	Victorville Courthouse-Dept. N-1	D5092-Emergency Light and Power Systems	\$ 20,692	\$ 20,692	\$ -
8,217	San Bernardino	Victorville Courthouse-Dept. N-1	D5092-Emergency Light and Power Systems	\$ 20,692	\$ 20,692	\$ -
8,218	Merced	Old Court	D5092-Emergency Light and Power Systems	\$ 20,696	\$ 20,696	\$ -
8,219	Tulare	Tulare Division	D5092-Emergency Light and Power Systems	\$ 20,696	\$ 20,696	\$ -
8,220	Riverside	Corona	D5092-Emergency Light and Power Systems	\$ 20,708	\$ 20,708	\$ -
8,221	Los Angeles	Eastlake Juvenile Court	D5092-Emergency Light and Power Systems	\$ 38,029	\$ 20,832	\$ 17,197



Line #	County	Facility Name	Project System Targeted for Renewal	Project Rough Order of Magnitude	Judicial Branch Share of Cost	County Share of Cost
8,222	Contra Costa	Walnut Creek Courthouse	D5092-Emergency Light and Power Systems	\$ 21,149	\$ 21,149	\$ -
8,223	Los Angeles	Van Nuys Courthouse East	D5092-Emergency Light and Power Systems	\$ 23,742	\$ 21,306	\$ 2,436
8,224	Los Angeles	Van Nuys Courthouse East	D5092-Emergency Light and Power Systems	\$ 23,742	\$ 21,306	\$ 2,436
8,225	Los Angeles	Van Nuys Courthouse East	D5092-Emergency Light and Power Systems	\$ 23,742	\$ 21,306	\$ 2,436
8,226	Santa Barbara	Santa Maria Courts, Bldg G	D5092-Emergency Light and Power Systems	\$ 21,390	\$ 21,390	\$ -
8,227	El Dorado	Johnson Bldg.	D5092-Emergency Light and Power Systems	\$ 21,748	\$ 21,748	\$ -
8,228	San Mateo	Central Branch	D5092-Emergency Light and Power Systems	\$ 21,854	\$ 21,854	\$ -
8,229	Riverside	Corona	D5092-Emergency Light and Power Systems	\$ 21,998	\$ 21,998	\$ -
8,230	Riverside	Corona	D5092-Emergency Light and Power Systems	\$ 22,345	\$ 22,345	\$ -
8,231	San Luis Obispo	Courthouse Annex	D5092-Emergency Light and Power Systems	\$ 44,969	\$ 22,368	\$ 22,601
8,232	Merced	Old Court	D5092-Emergency Light and Power Systems	\$ 22,683	\$ 22,683	\$ -
8,233	Riverside	Corona	D5092-Emergency Light and Power Systems	\$ 23,025	\$ 23,025	\$ -
8,234	San Bernardino	Juvenile Dependency Courthouse	D5092-Emergency Light and Power Systems	\$ 23,186	\$ 23,186	\$ -
8,235	Los Angeles	Torrance Courthouse	D5092-Emergency Light and Power Systems	\$ 25,784	\$ 23,316	\$ 2,468
8,236	San Mateo	Central Branch	D5092-Emergency Light and Power Systems	\$ 23,369	\$ 23,369	\$ -
8,237	Los Angeles	Chatsworth Courthouse	D5092-Emergency Light and Power Systems	\$ 28,151	\$ 23,591	\$ 4,560
8,238	San Luis Obispo	Courthouse Annex	D5092-Emergency Light and Power Systems	\$ 48,802	\$ 24,274	\$ 24,528
8,239	Los Angeles	Van Nuys Courthouse West	D5092-Emergency Light and Power Systems	\$ 30,185	\$ 24,293	\$ 5,892
8,240	Kern	Arvin/ Lamont Branch	D5092-Emergency Light and Power Systems	\$ 24,950	\$ 24,950	\$ -
8,241	Del Norte	Del Norte County Superior Court	D5092-Emergency Light and Power Systems	\$ 40,962	\$ 25,097	\$ 15,865
8,242	Imperial	Imperial County Courthouse	D5092-Emergency Light and Power Systems	\$ 25,301	\$ 25,301	\$ -
8,243	Tulare	Visalia Superior Court	D5092-Emergency Light and Power Systems	\$ 78,976	\$ 25,533	\$ 53,443
8,244	Santa Barbara	Santa Maria Courts Bldgs C + D	D5092-Emergency Light and Power Systems	\$ 46,898	\$ 25,653	\$ 21,245
8,245	Los Angeles	Whittier Courthouse	D5092-Emergency Light and Power Systems	\$ 25,684	\$ 25,684	\$ -
8,246	Yolo	Family Support	D5092-Emergency Light and Power Systems	\$ 26,147	\$ 26,147	\$ -
8,247	Kern	Arvin/ Lamont Branch	D5092-Emergency Light and Power Systems	\$ 26,966	\$ 26,966	\$ -
8,248	San Bernardino	San Bernardino Courthouse - Annex	D5092-Emergency Light and Power Systems	\$ 27,274	\$ 27,274	\$ -
8,249	San Diego	Juvenile Court	D5092-Emergency Light and Power Systems	\$ 27,787	\$ 27,787	\$ -
8,250	Contra Costa	George D. Carroll Courthouse	D5092-Emergency Light and Power Systems	\$ 27,915	\$ 27,915	\$ -
8,251	Orange	Civil Complex Center ("CXC")	D5092-Emergency Light and Power Systems	\$ 28,445	\$ 28,445	\$ -
8,252	San Bernardino	Victorville Courthouse-Dept. N-1	D5092-Emergency Light and Power Systems	\$ 28,693	\$ 28,693	\$ -
8,253	Riverside	Palm Springs Courts	D5092-Emergency Light and Power Systems	\$ 29,669	\$ 29,669	\$ -
8,254	Alameda	Wiley W. Manuel Courthouse	D5092-Emergency Light and Power Systems	\$ 35,116	\$ 30,052	\$ 5,064
8,255	Los Angeles	Beverly Hills Courthouse	D5092-Emergency Light and Power Systems	\$ 38,207	\$ 30,382	\$ 7,825
8,256	Tulare	Visalia Superior Court	D5092-Emergency Light and Power Systems	\$ 96,229	\$ 31,111	\$ 65,118
8,257	San Luis Obispo	Paso Robles Courthouse	D5092-Emergency Light and Power Systems	\$ 31,166	\$ 31,166	\$ -



Line #	County	Facility Name	Project System Targeted for Renewal	Project Rough Order of Magnitude	Judicial Branch Share of Cost	County Share of Cost
8,258	Contra Costa	Family Law Center	D5092-Emergency Light and Power Systems	\$ 31,283	\$ 31,283	\$ -
8,259	Los Angeles	Edmund D. Edelman Children's Court	D5092-Emergency Light and Power Systems	\$ 45,731	\$ 32,007	\$ 13,724
8,260	Los Angeles	Eastlake Juvenile Court	D5092-Emergency Light and Power Systems	\$ 59,215	\$ 32,438	\$ 26,777
8,261	Placer	Historic Courthouse	D5092-Emergency Light and Power Systems	\$ 32,619	\$ 32,619	\$ -
8,262	San Luis Obispo	Courthouse Annex	D5092-Emergency Light and Power Systems	\$ 33,400	\$ 33,400	\$ -
8,263	Alameda	George E. McDonald Hall of Justice	D5092-Emergency Light and Power Systems	\$ 33,413	\$ 33,413	\$ -
8,264	San Bernardino	Barstow Courthouse	D5092-Emergency Light and Power Systems	\$ 33,904	\$ 33,904	\$ -
8,265	Stanislaus	Modesto Main Courthouse	D5092-Emergency Light and Power Systems	\$ 34,137	\$ 34,137	\$ -
8,266	Los Angeles	Chatsworth Courthouse	D5092-Emergency Light and Power Systems	\$ 41,545	\$ 34,815	\$ 6,730
8,267	Los Angeles	Santa Clarita Courthouse	D5092-Emergency Light and Power Systems	\$ 39,735	\$ 35,122	\$ 4,613
8,268	San Mateo	Northern Branch Courthouse	D5092-Emergency Light and Power Systems	\$ 36,920	\$ 36,920	\$ -
8,269	Santa Barbara	Santa Maria Courts Bldgs C + D	D5092-Emergency Light and Power Systems	\$ 36,964	\$ 36,964	\$ -
8,270	Santa Barbara	Santa Maria Courts Bldgs C + D	D5092-Emergency Light and Power Systems	\$ 36,964	\$ 36,964	\$ -
8,271	Contra Costa	Walnut Creek Courthouse	D5092-Emergency Light and Power Systems	\$ 36,966	\$ 36,966	\$ -
8,272	San Diego	Kearny Mesa Court	D5092-Emergency Light and Power Systems	\$ 37,511	\$ 37,511	\$ -
8,273	Santa Barbara	Santa Maria Courts Bldgs C + D	D5092-Emergency Light and Power Systems	\$ 37,671	\$ 37,671	\$ -
8,274	Los Angeles	East Los Angeles Courthouse	D5092-Emergency Light and Power Systems	\$ 50,380	\$ 39,155	\$ 11,225
8,275	Los Angeles	Burbank Courthouse	D5092-Emergency Light and Power Systems	\$ 43,280	\$ 39,281	\$ 3,999
8,276	Kern	Bakersfield Juvenile Center	D5092-Emergency Light and Power Systems	\$ 39,407	\$ 39,407	\$ -
8,277	Humboldt	Humboldt County Courthouse (Eureka)	D5092-Emergency Light and Power Systems	\$ 40,251	\$ 40,251	\$ -
8,278	San Bernardino	Chino Courthouse	D5092-Emergency Light and Power Systems	\$ 40,516	\$ 40,516	\$ -
8,279	San Bernardino	Barstow Courthouse	D5092-Emergency Light and Power Systems	\$ 41,299	\$ 41,299	\$ -
8,280	San Bernardino	Fontana Courthouse	D5092-Emergency Light and Power Systems	\$ 41,751	\$ 41,751	\$ -
8,281	Mendocino	County Courthouse	D5092-Emergency Light and Power Systems	\$ 42,542	\$ 42,542	\$ -
8,282	Santa Clara	Santa Clara Courthouse	D5092-Emergency Light and Power Systems	\$ 42,650	\$ 42,650	\$ -
8,283	San Bernardino	Victorville Courthouse-Dept. N-1	D5092-Emergency Light and Power Systems	\$ 66,475	\$ 42,710	\$ 23,765
8,284	Solano	Hall of Justice	D5092-Emergency Light and Power Systems	\$ 42,749	\$ 42,749	\$ -
8,285	Los Angeles	Norwalk Courthouse	D5092-Emergency Light and Power Systems	\$ 50,380	\$ 42,838	\$ 7,542
8,286	San Bernardino	Joshua Tree Courthouse	D5092-Emergency Light and Power Systems	\$ 42,943	\$ 42,943	\$ -
8,287	Solano	Solano Justice Building	D5092-Emergency Light and Power Systems	\$ 56,981	\$ 43,363	\$ 13,618
8,288	Santa Clara	Hall of Justice (West)	D5092-Emergency Light and Power Systems	\$ 44,545	\$ 44,545	\$ -
8,289	San Diego	Kearny Mesa Court	D5092-Emergency Light and Power Systems	\$ 44,845	\$ 44,845	\$ -
8,290	Los Angeles	Metropolitan Courthouse	D5092-Emergency Light and Power Systems	\$ 47,832	\$ 45,220	\$ 2,612
8,291	San Bernardino	San Bernardino Courthouse - Annex	D5092-Emergency Light and Power Systems	\$ 45,346	\$ 45,346	\$ -
8,292	Mendocino	County Courthouse	D5092-Emergency Light and Power Systems	\$ 45,436	\$ 45,436	\$ -
8,293	San Mateo	Northern Branch Courthouse	D5092-Emergency Light and Power Systems	\$ 45,444	\$ 45,444	\$ -



Line #	County	Facility Name	Project System Targeted for Renewal	Project Rough Order of Magnitude	Judicial Branch Share of Cost	County Share of Cost
8,294	El Dorado	Johnson Bldg.	D5092-Emergency Light and Power Systems	\$ 46,321	\$ 46,321	\$ -
8,295	Santa Barbara	Santa Maria Courts, Bldg G	D5092-Emergency Light and Power Systems	\$ 47,216	\$ 47,216	\$ -
8,296	Orange	West Justice Center	D5092-Emergency Light and Power Systems	\$ 47,481	\$ 47,481	\$ -
8,297	San Diego	Family Court	D5092-Emergency Light and Power Systems	\$ 48,331	\$ 48,331	\$ -
8,298	Placer	Historic Courthouse	D5092-Emergency Light and Power Systems	\$ 65,108	\$ 50,133	\$ 14,975
8,299	Los Angeles	Pasadena Courthouse	D5092-Emergency Light and Power Systems	\$ 72,591	\$ 50,342	\$ 22,249
8,300	Imperial	Imperial County Courthouse	D5092-Emergency Light and Power Systems	\$ 50,348	\$ 50,348	\$ -
8,301	Solano	Solano Justice Building	D5092-Emergency Light and Power Systems	\$ 50,402	\$ 50,402	\$ -
8,302	Kern	Bakersfield Justice Bldg.	D5092-Emergency Light and Power Systems	\$ 50,535	\$ 50,535	\$ -
8,303	Los Angeles	Central Arraignment Courts	D5092-Emergency Light and Power Systems	\$ 56,530	\$ 51,007	\$ 5,523
8,304	Los Angeles	Pomona Courthouse North	D5092-Emergency Light and Power Systems	\$ 51,509	\$ 51,509	\$ -
8,305	Santa Barbara	Santa Maria Courts Bldgs C + D	D5092-Emergency Light and Power Systems	\$ 51,640	\$ 51,640	\$ -
8,306	San Luis Obispo	Courthouse Annex	D5092-Emergency Light and Power Systems	\$ 51,658	\$ 51,658	\$ -
8,307	Humboldt	Humboldt County Courthouse (Eureka)	D5092-Emergency Light and Power Systems	\$ 51,973	\$ 51,973	\$ -
8,308	Tulare	Visalia Superior Court	D5092-Emergency Light and Power Systems	\$ 53,539	\$ 53,539	\$ -
8,309	Sutter	Courthouse West	D5092-Emergency Light and Power Systems	\$ 54,565	\$ 54,565	\$ -
8,310	Los Angeles	Van Nuys Courthouse East	D5092-Emergency Light and Power Systems	\$ 60,868	\$ 54,623	\$ 6,245
8,311	Santa Barbara	Santa Maria Courts, Bldg G	D5092-Emergency Light and Power Systems	\$ 55,015	\$ 55,015	\$ -
8,312	Kern	Bakersfield Superior Court	D5092-Emergency Light and Power Systems	\$ 55,365	\$ 55,365	\$ -
8,313	San Luis Obispo	Courthouse Annex	D5092-Emergency Light and Power Systems	\$ 56,061	\$ 56,061	\$ -
8,314	Kern	Bakersfield Superior Court	D5092-Emergency Light and Power Systems	\$ 56,461	\$ 56,461	\$ -
8,315	Napa	Historic Courthouse	D5092-Emergency Light and Power Systems	\$ 60,460	\$ 56,826	\$ 3,634
8,316	San Diego	North County Regional Center - North	D5092-Emergency Light and Power Systems	\$ 56,995	\$ 56,995	\$ -
8,317	Sacramento	Juvenile Courthouse	D5092-Emergency Light and Power Systems	\$ 57,341	\$ 57,341	\$ -
8,318	San Diego	Family Court	D5092-Emergency Light and Power Systems	\$ 57,376	\$ 57,376	\$ -
8,319	Santa Clara	Historic Courthouse	D5092-Emergency Light and Power Systems	\$ 57,450	\$ 57,450	\$ -
8,320	Santa Barbara	Figueroa Division	D5092-Emergency Light and Power Systems	\$ 57,517	\$ 57,517	\$ -
8,321	Los Angeles	Van Nuys Courthouse East	D5092-Emergency Light and Power Systems	\$ 65,393	\$ 58,684	\$ 6,709
8,322	Solano	Solano Justice Building	D5092-Emergency Light and Power Systems	\$ 58,866	\$ 58,866	\$ -
8,323	Imperial	Imperial County Courthouse	D5092-Emergency Light and Power Systems	\$ 59,020	\$ 59,020	\$ -
8,324	Stanislaus	Modesto Main Courthouse	D5092-Emergency Light and Power Systems	\$ 59,277	\$ 59,277	\$ -
8,325	San Bernardino	Chino Courthouse	D5092-Emergency Light and Power Systems	\$ 59,641	\$ 59,641	\$ -
8,326	El Dorado	Bldg. C	D5092-Emergency Light and Power Systems	\$ 59,775	\$ 59,775	\$ -
8,327	Los Angeles	Stanley Mosk Courthouse	D5092-Emergency Light and Power Systems	\$ 62,449	\$ 60,738	\$ 1,711
8,328	Los Angeles	El Monte Courthouse	D5092-Emergency Light and Power Systems	\$ 105,025	\$ 61,041	\$ 43,984
8,329	Alameda	George E. McDonald Hall of Justice	D5092-Emergency Light and Power Systems	\$ 61,681	\$ 61,681	\$ -



Line #	County	Facility Name	Project System Targeted for Renewal	Project Rough Order of Magnitude	Judicial Branch Share of Cost	County Share of Cost
8,330	Los Angeles	El Monte Courthouse	D5092-Emergency Light and Power Systems	\$ 106,643	\$ 61,981	\$ 44,662
8,331	Los Angeles	Alhambra Courthouse	D5092-Emergency Light and Power Systems	\$ 72,330	\$ 62,204	\$ 10,126
8,332	Fresno	Fresno County Courthouse	D5092-Emergency Light and Power Systems	\$ 65,500	\$ 62,821	\$ 2,679
8,333	Santa Clara	Santa Clara Courthouse	D5092-Emergency Light and Power Systems	\$ 63,006	\$ 63,006	\$ -
8,334	Los Angeles	Beverly Hills Courthouse	D5092-Emergency Light and Power Systems	\$ 80,234	\$ 63,802	\$ 16,432
8,335	Contra Costa	George D. Carroll Courthouse	D5092-Emergency Light and Power Systems	\$ 64,055	\$ 64,055	\$ -
8,336	Los Angeles	Pomona Courthouse North	D5092-Emergency Light and Power Systems	\$ 64,164	\$ 64,164	\$ -
8,337	Los Angeles	Hollywood Courthouse	D5092-Emergency Light and Power Systems	\$ 71,460	\$ 65,093	\$ 6,367
8,338	San Diego	North County Regional Center - North	D5092-Emergency Light and Power Systems	\$ 65,143	\$ 65,143	\$ -
8,339	Santa Barbara	Figueroa Division	D5092-Emergency Light and Power Systems	\$ 66,203	\$ 66,203	\$ -
8,340	Contra Costa	Family Law Center	D5092-Emergency Light and Power Systems	\$ 68,272	\$ 68,272	\$ -
8,341	Los Angeles	Beverly Hills Courthouse	D5092-Emergency Light and Power Systems	\$ 86,172	\$ 68,524	\$ 17,648
8,342	Kern	Shafter/Wasco Courts Bldg.	D5092-Emergency Light and Power Systems	\$ 68,534	\$ 68,534	\$ -
8,343	Los Angeles	Pasadena Courthouse	D5092-Emergency Light and Power Systems	\$ 100,127	\$ 69,438	\$ 30,689
8,344	Napa	Historic Courthouse	D5092-Emergency Light and Power Systems	\$ 74,418	\$ 69,945	\$ 4,473
8,345	Los Angeles	East Los Angeles Courthouse	D5092-Emergency Light and Power Systems	\$ 91,998	\$ 71,501	\$ 20,497
8,346	Alameda	Hayward Hall of Justice	D5092-Emergency Light and Power Systems	\$ 71,646	\$ 71,646	\$ -
8,347	Butte	Butte County Courthouse	D5092-Emergency Light and Power Systems	\$ 72,886	\$ 72,886	\$ -
8,348	Solano	Law And Justice Center	D5092-Emergency Light and Power Systems	\$ 74,414	\$ 74,414	\$ -
8,349	Los Angeles	Burbank Courthouse	D5092-Emergency Light and Power Systems	\$ 83,221	\$ 75,531	\$ 7,690
8,350	Merced	Main Merced Courthouse	D5092-Emergency Light and Power Systems	\$ 77,083	\$ 77,083	\$ -
8,351	Contra Costa	Wakefield Taylor Courthouse	D5092-Emergency Light and Power Systems	\$ 77,395	\$ 77,395	\$ -
8,352	Los Angeles	Whittier Courthouse	D5092-Emergency Light and Power Systems	\$ 77,477	\$ 77,477	\$ -
8,353	Ventura	Hall of Justice	D5092-Emergency Light and Power Systems	\$ 77,672	\$ 77,672	\$ -
8,354	Contra Costa	Bray Courts	D5092-Emergency Light and Power Systems	\$ 77,973	\$ 77,973	\$ -
8,355	San Diego	East County Regional Center	D5092-Emergency Light and Power Systems	\$ 78,497	\$ 78,497	\$ -
8,356	Alameda	Fremont Hall of Justice	D5092-Emergency Light and Power Systems	\$ 99,121	\$ 78,702	\$ 20,419
8,357	El Dorado	Main St. Courthouse	D5092-Emergency Light and Power Systems	\$ 79,017	\$ 79,017	\$ -
8,358	Contra Costa	Family Law Center	D5092-Emergency Light and Power Systems	\$ 79,558	\$ 79,558	\$ -
8,359	Lake	Lakeport Court Facility	D5092-Emergency Light and Power Systems	\$ 80,985	\$ 80,985	\$ -
8,360	Riverside	Family Law Court	D5092-Emergency Light and Power Systems	\$ 81,291	\$ 81,291	\$ -
8,361	Kern	Bakersfield Juvenile Center	D5092-Emergency Light and Power Systems	\$ 81,867	\$ 81,867	\$ -
8,362	Fresno	2424 Ventura Street - 5 DCA	D5092-Emergency Light and Power Systems	\$ 81,874	\$ 81,874	\$ -
8,363	Alameda	Hayward Hall of Justice	D5092-Emergency Light and Power Systems	\$ 82,205	\$ 82,205	\$ -
8,364	San Bernardino	Chino Courthouse	D5092-Emergency Light and Power Systems	\$ 82,781	\$ 82,781	\$ -
8,365	Contra Costa	George D. Carroll Courthouse	D5092-Emergency Light and Power Systems	\$ 83,907	\$ 83,907	\$ -



Line #	County	Facility Name	Project System Targeted for Renewal	Project Rough Order of Magnitude	Judicial Branch Share of Cost	County Share of Cost
8,366	San Bernardino	Chino Courthouse	D5092-Emergency Light and Power Systems	\$ 84,126	\$ 84,126	\$ -
8,367	Los Angeles	Airport Courthouse	D5092-Emergency Light and Power Systems	\$ 110,231	\$ 85,065	\$ 25,166
8,368	Orange	Central Justice Center	D5092-Emergency Light and Power Systems	\$ 93,578	\$ 85,315	\$ 8,263
8,369	Riverside	Larson Justice Center	D5092-Emergency Light and Power Systems	\$ 87,974	\$ 85,678	\$ 2,296
8,370	Riverside	Family Law Court	D5092-Emergency Light and Power Systems	\$ 86,991	\$ 86,991	\$ -
8,371	San Diego	East County Regional Center	D5092-Emergency Light and Power Systems	\$ 88,696	\$ 88,696	\$ -
8,372	Santa Barbara	Santa Maria Courts, Bldg G	D5092-Emergency Light and Power Systems	\$ 88,949	\$ 88,949	\$ -
8,373	Kern	Bakersfield Superior Court	D5092-Emergency Light and Power Systems	\$ 89,115	\$ 89,115	\$ -
8,374	Orange	West Justice Center	D5092-Emergency Light and Power Systems	\$ 89,122	\$ 89,122	\$ -
8,375	Ventura	Hall of Justice	D5092-Emergency Light and Power Systems	\$ 90,661	\$ 90,661	\$ -
8,376	Los Angeles	San Fernando Courthouse	D5092-Emergency Light and Power Systems	\$ 90,854	\$ 90,854	\$ -
8,377	Riverside	Hall of Justice	D5092-Emergency Light and Power Systems	\$ 91,111	\$ 91,111	\$ -
8,378	Butte	Butte County Courthouse	D5092-Emergency Light and Power Systems	\$ 91,157	\$ 91,157	\$ -
8,379	Orange	North Justice Center	D5092-Emergency Light and Power Systems	\$ 101,703	\$ 91,848	\$ 9,855
8,380	Orange	West Justice Center	D5092-Emergency Light and Power Systems	\$ 92,627	\$ 92,627	\$ -
8,381	Tulare	Visalia Superior Court	D5092-Emergency Light and Power Systems	\$ 92,627	\$ 92,627	\$ -
8,382	Solano	Hall of Justice	D5092-Emergency Light and Power Systems	\$ 127,839	\$ 93,092	\$ 34,747
8,383	Orange	Central Justice Center	D5092-Emergency Light and Power Systems	\$ 93,578	\$ 93,578	\$ -
8,384	Contra Costa	Bray Courts	D5092-Emergency Light and Power Systems	\$ 94,537	\$ 94,537	\$ -
8,385	Los Angeles	Santa Monica Courthouse	D5092-Emergency Light and Power Systems	\$ 120,527	\$ 94,602	\$ 25,925
8,386	Orange	Harbor Justice Center-Newport Beach Facility	D5092-Emergency Light and Power Systems	\$ 94,789	\$ 94,789	\$ -
8,387	Santa Clara	Hall of Justice (West)	D5092-Emergency Light and Power Systems	\$ 95,530	\$ 95,530	\$ -
8,388	Contra Costa	Family Law Center	D5092-Emergency Light and Power Systems	\$ 96,021	\$ 96,021	\$ -
8,389	Orange	Betty Lou Lamoreaux Justice Center	D5092-Emergency Light and Power Systems	\$ 99,011	\$ 99,011	\$ -
8,390	Los Angeles	Chatsworth Courthouse	D5092-Emergency Light and Power Systems	\$ 118,848	\$ 99,595	\$ 19,253
8,391	Shasta	Main Courthouse	D5092-Emergency Light and Power Systems	\$ 142,878	\$ 99,600	\$ 43,278
8,392	Contra Costa	Bray Courts	D5092-Emergency Light and Power Systems	\$ 100,151	\$ 100,151	\$ -
8,393	Orange	Betty Lou Lamoreaux Justice Center	D5092-Emergency Light and Power Systems	\$ 125,853	\$ 100,619	\$ 25,234
8,394	Riverside	Southwest Justice Center	D5092-Emergency Light and Power Systems	\$ 101,253	\$ 101,253	\$ -
8,395	Los Angeles	Torrance Courthouse	D5092-Emergency Light and Power Systems	\$ 121,119	\$ 103,121	\$ 17,998
8,396	Riverside	Family Law Court	D5092-Emergency Light and Power Systems	\$ 104,122	\$ 104,122	\$ -
8,397	Los Angeles	Stanley Mosk Courthouse	D5092-Emergency Light and Power Systems	\$ 107,637	\$ 104,688	\$ 2,949
8,398	Los Angeles	East Los Angeles Courthouse	D5092-Emergency Light and Power Systems	\$ 135,845	\$ 105,579	\$ 30,266
8,399	Santa Clara	Downtown Superior Court	D5092-Emergency Light and Power Systems	\$ 105,693	\$ 105,693	\$ -
8,400	Los Angeles	Bellflower Courthouse	D5092-Emergency Light and Power Systems	\$ 105,931	\$ 105,931	\$ -



Line #	County	Facility Name	Project System Targeted for Renewal	Project Rough Order of Magnitude	Judicial Branch Share of Cost	County Share of Cost
8,401	San Diego	County Courthouse	D5092-Emergency Light and Power Systems	\$ 137,899	\$ 106,761	\$ 31,138
8,402	Los Angeles	Pasadena Courthouse	D5092-Emergency Light and Power Systems	\$ 155,103	\$ 107,564	\$ 47,539
8,403	San Diego	East County Regional Center	D5092-Emergency Light and Power Systems	\$ 107,931	\$ 107,931	\$ -
8,404	Los Angeles	Downey Courthouse	D5092-Emergency Light and Power Systems	\$ 109,084	\$ 109,084	\$ -
8,405	Napa	Criminal Court Building	D5092-Emergency Light and Power Systems	\$ 110,471	\$ 110,471	\$ -
8,406	Solano	Hall of Justice	D5092-Emergency Light and Power Systems	\$ 110,479	\$ 110,479	\$ -
8,407	Los Angeles	Norwalk Courthouse	D5092-Emergency Light and Power Systems	\$ 133,117	\$ 113,189	\$ 19,928
8,408	Los Angeles	Van Nuys Courthouse West	D5092-Emergency Light and Power Systems	\$ 141,270	\$ 113,694	\$ 27,576
8,409	Santa Clara	Historic Courthouse	D5092-Emergency Light and Power Systems	\$ 114,129	\$ 114,129	\$ -
8,410	Los Angeles	Pomona Courthouse South	D5092-Emergency Light and Power Systems	\$ 115,223	\$ 115,223	\$ -
8,411	Fresno	B.F. Sisk Courthouse	D5092-Emergency Light and Power Systems	\$ 116,126	\$ 116,126	\$ -
8,412	Los Angeles	Whittier Courthouse	D5092-Emergency Light and Power Systems	\$ 116,750	\$ 116,750	\$ -
8,413	Los Angeles	West Covina Courthouse	D5092-Emergency Light and Power Systems	\$ 117,690	\$ 117,690	\$ -
8,414	Solano	Hall of Justice	D5092-Emergency Light and Power Systems	\$ 161,860	\$ 117,866	\$ 43,994
8,415	Los Angeles	Santa Monica Courthouse	D5092-Emergency Light and Power Systems	\$ 151,606	\$ 118,996	\$ 32,610
8,416	Los Angeles	Central Arraignment Courts	D5092-Emergency Light and Power Systems	\$ 133,117	\$ 120,111	\$ 13,006
8,417	Los Angeles	West Covina Courthouse	D5092-Emergency Light and Power Systems	\$ 122,173	\$ 122,173	\$ -
8,418	Orange	Central Justice Center	D5092-Emergency Light and Power Systems	\$ 134,552	\$ 122,671	\$ 11,881
8,419	San Francisco	Hall of Justice	D5092-Emergency Light and Power Systems	\$ 122,762	\$ 122,762	\$ -
8,420	Alameda	Fremont Hall of Justice	D5092-Emergency Light and Power Systems	\$ 123,265	\$ 123,265	\$ -
8,421	Sacramento	Carol Miller Justice Center Court Facility	D5092-Emergency Light and Power Systems	\$ 126,520	\$ 123,673	\$ 2,847
8,422	Los Angeles	Compton Courthouse	D5092-Emergency Light and Power Systems	\$ 124,050	\$ 124,050	\$ -
8,423	Alameda	Hayward Hall of Justice	D5092-Emergency Light and Power Systems	\$ 124,510	\$ 124,510	\$ -
8,424	San Diego	North County Regional Center - South	D5092-Emergency Light and Power Systems	\$ 187,265	\$ 125,917	\$ 61,348
8,425	Alameda	Fremont Hall of Justice	D5092-Emergency Light and Power Systems	\$ 160,407	\$ 127,363	\$ 33,044
8,426	San Diego	South County Regional Center	D5092-Emergency Light and Power Systems	\$ 128,734	\$ 128,734	\$ -
8,427	Los Angeles	Compton Courthouse	D5092-Emergency Light and Power Systems	\$ 128,956	\$ 128,956	\$ -
8,428	Alameda	Hayward Hall of Justice	D5092-Emergency Light and Power Systems	\$ 147,591	\$ 130,323	\$ 17,268
8,429	Kern	Bakersfield Justice Bldg.	D5092-Emergency Light and Power Systems	\$ 130,634	\$ 130,634	\$ -
8,430	San Diego	North County Regional Center - South	D5092-Emergency Light and Power Systems	\$ 130,941	\$ 130,941	\$ -
8,431	Los Angeles	Bellflower Courthouse	D5092-Emergency Light and Power Systems	\$ 131,661	\$ 131,661	\$ -
8,432	Riverside	Southwest Justice Center	D5092-Emergency Light and Power Systems	\$ 175,489	\$ 134,074	\$ 41,415
8,433	Los Angeles	Compton Courthouse	D5092-Emergency Light and Power Systems	\$ 135,218	\$ 135,218	\$ -
8,434	San Diego	South County Regional Center	D5092-Emergency Light and Power Systems	\$ 137,098	\$ 137,098	\$ -
8,435	Santa Clara	Hall of Justice (East)	D5092-Emergency Light and Power Systems	\$ 137,285	\$ 137,285	\$ -
8,436	Los Angeles	Inglewood Courthouse	D5092-Emergency Light and Power Systems	\$ 185,382	\$ 138,221	\$ 47,161



Line #	County	Facility Name	Project System Targeted for Renewal	Project Rough Order of Magnitude	Judicial Branch Share of Cost	County Share of Cost
8,437	Los Angeles	Norwalk Courthouse	D5092-Emergency Light and Power Systems	\$ 163,187	\$ 138,758	\$ 24,429
8,438	Riverside	Hall of Justice	D5092-Emergency Light and Power Systems	\$ 139,399	\$ 139,399	\$ -
8,439	Kern	Bakersfield Superior Court	D5092-Emergency Light and Power Systems	\$ 141,499	\$ 141,499	\$ -
8,440	Kern	Bakersfield Superior Court	D5092-Emergency Light and Power Systems	\$ 143,024	\$ 143,024	\$ -
8,441	Santa Clara	Downtown Superior Court	D5092-Emergency Light and Power Systems	\$ 145,958	\$ 145,958	\$ -
8,442	Fresno	B.F. Sisk Courthouse	D5092-Emergency Light and Power Systems	\$ 146,118	\$ 146,118	\$ -
8,443	Sacramento	Carol Miller Justice Center Court Facility	D5092-Emergency Light and Power Systems	\$ 151,892	\$ 148,474	\$ 3,418
8,444	Napa	Criminal Court Building	D5092-Emergency Light and Power Systems	\$ 149,515	\$ 149,515	\$ -
8,445	San Mateo	Hall of Justice	D5092-Emergency Light and Power Systems	\$ 149,722	\$ 149,722	\$ -
8,446	Sacramento	Juvenile Courthouse	D5092-Emergency Light and Power Systems	\$ 150,528	\$ 150,528	\$ -
8,447	San Francisco	Hall of Justice	D5092-Emergency Light and Power Systems	\$ 151,105	\$ 151,105	\$ -
8,448	Los Angeles	Compton Courthouse	D5092-Emergency Light and Power Systems	\$ 152,128	\$ 152,128	\$ -
8,449	Kern	Bakersfield Juvenile Center	D5092-Emergency Light and Power Systems	\$ 154,649	\$ 154,649	\$ -
8,450	Contra Costa	Wakefield Taylor Courthouse	D5092-Emergency Light and Power Systems	\$ 155,688	\$ 155,688	\$ -
8,451	Los Angeles	Compton Courthouse	D5092-Emergency Light and Power Systems	\$ 159,515	\$ 159,515	\$ -
8,452	Kern	Arvin/ Lamont Branch	D5092-Emergency Light and Power Systems	\$ 161,461	\$ 161,461	\$ -
8,453	Los Angeles	Inglewood Courthouse	D5092-Emergency Light and Power Systems	\$ 167,079	\$ 167,079	\$ -
8,454	San Bernardino	Rancho Cucamonga Courthouse	D5092-Emergency Light and Power Systems	\$ 167,561	\$ 167,561	\$ -
8,455	Riverside	Larson Justice Center	D5092-Emergency Light and Power Systems	\$ 172,093	\$ 167,601	\$ 4,492
8,456	Los Angeles	Torrance Courthouse	D5092-Emergency Light and Power Systems	\$ 188,595	\$ 170,546	\$ 18,049
8,457	Sacramento	Carol Miller Justice Center Court Facility	D5092-Emergency Light and Power Systems	\$ 175,295	\$ 171,351	\$ 3,944
8,458	Los Angeles	Compton Courthouse	D5092-Emergency Light and Power Systems	\$ 173,686	\$ 173,686	\$ -
8,459	Riverside	Larson Justice Center	D5092-Emergency Light and Power Systems	\$ 179,008	\$ 174,336	\$ 4,672
8,460	San Francisco	Civic Center Courthouse	D5092-Emergency Light and Power Systems	\$ 175,070	\$ 175,070	\$ -
8,461	San Francisco	Civic Center Courthouse	D5092-Emergency Light and Power Systems	\$ 176,007	\$ 176,007	\$ -
8,462	Alameda	Wiley W. Manuel Courthouse	D5092-Emergency Light and Power Systems	\$ 209,182	\$ 179,018	\$ 30,164
8,463	Kern	Bakersfield Justice Bldg.	D5092-Emergency Light and Power Systems	\$ 182,456	\$ 182,456	\$ -
8,464	San Mateo	Hall of Justice	D5092-Emergency Light and Power Systems	\$ 184,289	\$ 184,289	\$ -
8,465	Orange	North Justice Center	D5092-Emergency Light and Power Systems	\$ 204,853	\$ 185,003	\$ 19,850
8,466	San Francisco	Civic Center Courthouse	D5092-Emergency Light and Power Systems	\$ 187,020	\$ 187,020	\$ -
8,467	Santa Clara	Hall of Justice (East)	D5092-Emergency Light and Power Systems	\$ 189,288	\$ 189,288	\$ -
8,468	Ventura	Hall of Justice	D5092-Emergency Light and Power Systems	\$ 193,130	\$ 193,130	\$ -
8,469	Los Angeles	Airport Courthouse	D5092-Emergency Light and Power Systems	\$ 251,570	\$ 194,137	\$ 57,433
8,470	Los Angeles	Van Nuys Courthouse West	D5092-Emergency Light and Power Systems	\$ 242,118	\$ 194,857	\$ 47,261
8,471	San Diego	North County Regional Center - North	D5092-Emergency Light and Power Systems	\$ 195,156	\$ 195,156	\$ -



Line #	County	Facility Name	Project System Targeted for Renewal	Project Rough Order of Magnitude	Judicial Branch Share of Cost	County Share of Cost
8,472	Sacramento	Gordon Schaber Sacramento Superior Court	D5092-Emergency Light and Power Systems	\$ 196,474	\$ 196,474	\$ -
8,473	Los Angeles	Compton Courthouse	D5092-Emergency Light and Power Systems	\$ 309,730	\$ 204,824	\$ 104,906
8,474	Humboldt	Humboldt County Courthouse (Eureka)	D5092-Emergency Light and Power Systems	\$ 207,223	\$ 207,223	\$ -
8,475	Los Angeles	Pomona Courthouse South	D5092-Emergency Light and Power Systems	\$ 207,325	\$ 207,325	\$ -
8,476	Humboldt	Humboldt County Courthouse (Eureka)	D5092-Emergency Light and Power Systems	\$ 209,392	\$ 209,392	\$ -
8,477	Alameda	Hayward Hall of Justice	D5092-Emergency Light and Power Systems	\$ 238,846	\$ 210,901	\$ 27,945
8,478	Orange	Betty Lou Lamoreaux Justice Center	D5092-Emergency Light and Power Systems	\$ 221,142	\$ 221,142	\$ -
8,479	Los Angeles	Chatsworth Courthouse	D5092-Emergency Light and Power Systems	\$ 265,285	\$ 222,309	\$ 42,976
8,480	San Diego	South County Regional Center	D5092-Emergency Light and Power Systems	\$ 229,563	\$ 229,563	\$ -
8,481	Orange	Central Justice Center	D5092-Emergency Light and Power Systems	\$ 252,454	\$ 230,162	\$ 22,292
8,482	Riverside	Hall of Justice	D5092-Emergency Light and Power Systems	\$ 230,415	\$ 230,415	\$ -
8,483	San Bernardino	Rancho Cucamonga Courthouse	D5092-Emergency Light and Power Systems	\$ 310,438	\$ 236,088	\$ 74,350
8,484	Los Angeles	Metropolitan Courthouse	D5092-Emergency Light and Power Systems	\$ 257,098	\$ 243,060	\$ 14,038
8,485	Solano	Law And Justice Center	D5092-Emergency Light and Power Systems	\$ 248,451	\$ 248,451	\$ -
8,486	Los Angeles	Edmund D. Edelman Children's Court	D5092-Emergency Light and Power Systems	\$ 359,101	\$ 251,335	\$ 107,766
8,487	Sacramento	Gordon Schaber Sacramento Superior Court	D5092-Emergency Light and Power Systems	\$ 254,310	\$ 254,310	\$ -
8,488	Los Angeles	Pomona Courthouse South	D5092-Emergency Light and Power Systems	\$ 263,350	\$ 263,350	\$ -
8,489	Orange	Betty Lou Lamoreaux Justice Center	D5092-Emergency Light and Power Systems	\$ 332,940	\$ 266,186	\$ 66,754
8,490	Riverside	Hall of Justice	D5092-Emergency Light and Power Systems	\$ 271,660	\$ 271,660	\$ -
8,491	Solano	Law And Justice Center	D5092-Emergency Light and Power Systems	\$ 273,483	\$ 273,483	\$ -
8,492	Los Angeles	Michael D. Antonovich Antelope Valley Courthouse	D5092-Emergency Light and Power Systems	\$ 385,463	\$ 283,354	\$ 102,109
8,493	Fresno	Fresno County Courthouse	D5092-Emergency Light and Power Systems	\$ 298,759	\$ 286,540	\$ 12,219
8,494	Los Angeles	Clara Shortridge Foltz Criminal Justice Center	D5092-Emergency Light and Power Systems	\$ 417,564	\$ 287,242	\$ 130,322
8,495	Los Angeles	Metropolitan Courthouse	D5092-Emergency Light and Power Systems	\$ 309,235	\$ 292,351	\$ 16,884
8,496	Los Angeles	San Fernando Courthouse	D5092-Emergency Light and Power Systems	\$ 306,753	\$ 306,753	\$ -
8,497	San Bernardino	Rancho Cucamonga Courthouse	D5092-Emergency Light and Power Systems	\$ 315,883	\$ 315,883	\$ -
8,498	Los Angeles	Downey Courthouse	D5092-Emergency Light and Power Systems	\$ 318,630	\$ 318,630	\$ -
8,499	San Diego	Hall of Justice	D5092-Emergency Light and Power Systems	\$ 321,457	\$ 321,457	\$ -
8,500	Los Angeles	San Fernando Courthouse	D5092-Emergency Light and Power Systems	\$ 346,765	\$ 346,765	\$ -
8,501	San Francisco	Civic Center Courthouse	D5092-Emergency Light and Power Systems	\$ 347,096	\$ 347,096	\$ -
8,502	Los Angeles	Chatsworth Courthouse	D5092-Emergency Light and Power Systems	\$ 416,394	\$ 348,938	\$ 67,456
8,503	Los Angeles	Edmund D. Edelman Children's Court	D5092-Emergency Light and Power Systems	\$ 503,033	\$ 352,073	\$ 150,960



Line #	County	Facility Name	Project System Targeted for Renewal	Project Rough Order of Magnitude	Judicial Branch Share of Cost	County Share of Cost
8,504	Los Angeles	Michael D. Antonovich Antelope Valley Courthouse	D5092-Emergency Light and Power Systems	\$ 479,515	\$ 352,491	\$ 127,024
8,505	Los Angeles	Airport Courthouse	D5092-Emergency Light and Power Systems	\$ 459,468	\$ 354,571	\$ 104,897
8,506	Kern	Bakersfield Justice Bldg.	D5092-Emergency Light and Power Systems	\$ 405,719	\$ 405,719	\$ -
8,507	San Diego	Hall of Justice	D5092-Emergency Light and Power Systems	\$ 439,470	\$ 439,470	\$ -
8,508	Solano	Law And Justice Center	D5092-Emergency Light and Power Systems	\$ 461,061	\$ 461,061	\$ -
8,509	Los Angeles	Clara Shortridge Foltz Criminal Justice Center	D5092-Emergency Light and Power Systems	\$ 799,704	\$ 550,116	\$ 249,588
8,510	Los Angeles	Clara Shortridge Foltz Criminal Justice Center	D5092-Emergency Light and Power Systems	\$ 842,517	\$ 579,567	\$ 262,950
8,511	San Diego	Hall of Justice	D5092-Emergency Light and Power Systems	\$ 617,266	\$ 617,266	\$ -
8,512	Alameda	Fremont Hall of Justice	D5092-Emergency Light and Power Systems	\$ 839,611	\$ 666,651	\$ 172,960
8,513	Los Angeles	Stanley Mosk Courthouse	D5092-Emergency Light and Power Systems	\$ 757,101	\$ 736,356	\$ 20,745
8,514	Alameda	Wiley W. Manuel Courthouse	D5092-Emergency Light and Power Systems	\$ 817,102	\$ 817,102	\$ -
8,515	Los Angeles	Stanley Mosk Courthouse	D5092-Emergency Light and Power Systems	\$ 910,635	\$ 885,684	\$ 24,951
8,516	Contra Costa	Jail Annex	D5093-Floor Raceway Systems	\$ 116,472	\$ 6,930	\$ 109,542
8,517	El Dorado	Bldg. C	D5093-Floor Raceway Systems	\$ 98,249	\$ 20,338	\$ 77,911
8,518	El Dorado	Bldg. C	D5093-Floor Raceway Systems	\$ 130,402	\$ 26,993	\$ 103,409
8,519	Siskiyou	Siskiyou County Courthouse	D5093-Floor Raceway Systems	\$ 92,933	\$ 31,253	\$ 61,680
8,520	Lake	Lakeport Court Facility	D5093-Floor Raceway Systems	\$ 142,655	\$ 42,797	\$ 99,859
8,521	San Diego	North County Regional Center - Annex	D5093-Floor Raceway Systems	\$ 44,807	\$ 44,807	\$ -
8,522	Riverside	Palm Springs Courts	D5093-Floor Raceway Systems	\$ 112,731	\$ 45,780	\$ 66,951
8,523	Riverside	Corona	D5093-Floor Raceway Systems	\$ 87,175	\$ 47,101	\$ 40,074
8,524	Nevada	Nevada City Courthouse Annex	D5093-Floor Raceway Systems	\$ 118,787	\$ 50,734	\$ 68,053
8,525	Riverside	Palm Springs Courts	D5093-Floor Raceway Systems	\$ 128,804	\$ 52,307	\$ 76,497
8,526	El Dorado	Cameron Park	D5093-Floor Raceway Systems	\$ 52,328	\$ 52,328	\$ -
8,527	San Mateo	Central Branch	D5093-Floor Raceway Systems	\$ 53,744	\$ 53,744	\$ -
8,528	Tulare	Tulare Division	D5093-Floor Raceway Systems	\$ 87,064	\$ 60,945	\$ 26,119
8,529	San Mateo	Northern Branch Courthouse	D5093-Floor Raceway Systems	\$ 84,661	\$ 70,446	\$ 14,215
8,530	Riverside	Riverside Juvenile Court	D5093-Floor Raceway Systems	\$ 170,280	\$ 84,016	\$ 86,264
8,531	Riverside	Palm Springs Courts	D5093-Floor Raceway Systems	\$ 209,354	\$ 85,019	\$ 124,335
8,532	Riverside	Corona	D5093-Floor Raceway Systems	\$ 161,885	\$ 87,466	\$ 74,419
8,533	Los Angeles	Burbank Courthouse	D5093-Floor Raceway Systems	\$ 96,629	\$ 87,700	\$ 8,929
8,534	El Dorado	Bldg. C	D5093-Floor Raceway Systems	\$ 425,324	\$ 88,042	\$ 337,282
8,535	Stanislaus	Modesto Main Courthouse	D5093-Floor Raceway Systems	\$ 88,313	\$ 88,128	\$ 185
8,536	Santa Barbara	Figueroa Division	D5093-Floor Raceway Systems	\$ 88,937	\$ 88,937	\$ -



Line #	County	Facility Name	Project System Targeted for Renewal	Project Rough Order of Magnitude	Judicial Branch Share of Cost	County Share of Cost
8,537	Riverside	Corona	D5093-Floor Raceway Systems	\$ 174,681	\$ 94,380	\$ 80,301
8,538	Tulare	Visalia Superior Court	D5093-Floor Raceway Systems	\$ 297,904	\$ 96,312	\$ 201,592
8,539	Tulare	Visalia Superior Court	D5093-Floor Raceway Systems	\$ 297,904	\$ 96,312	\$ 201,592
8,540	Tulare	Visalia Superior Court	D5093-Floor Raceway Systems	\$ 333,317	\$ 107,761	\$ 225,556
8,541	Sonoma	Main Adult Detention Facility	D5093-Floor Raceway Systems	\$ 2,695,421	\$ 110,512	\$ 2,584,909
8,542	Contra Costa	Walnut Creek Courthouse	D5093-Floor Raceway Systems	\$ 128,285	\$ 128,285	\$ -
8,543	Del Norte	Del Norte County Superior Court	D5093-Floor Raceway Systems	\$ 223,546	\$ 136,967	\$ 86,579
8,544	El Dorado	Johnson Bldg.	D5093-Floor Raceway Systems	\$ 137,015	\$ 137,015	\$ -
8,545	Humboldt	Humboldt County Courthouse (Eureka)	D5093-Floor Raceway Systems	\$ 430,881	\$ 143,742	\$ 287,139
8,546	Ventura	East County Courthouse	D5093-Floor Raceway Systems	\$ 237,733	\$ 146,800	\$ 90,933
8,547	San Luis Obispo	Courthouse Annex	D5093-Floor Raceway Systems	\$ 304,351	\$ 151,384	\$ 152,967
8,548	Ventura	East County Courthouse	D5093-Floor Raceway Systems	\$ 249,969	\$ 154,356	\$ 95,613
8,549	Santa Clara	Historic Courthouse	D5093-Floor Raceway Systems	\$ 163,670	\$ 163,670	\$ -
8,550	San Luis Obispo	Courthouse Annex	D5093-Floor Raceway Systems	\$ 333,277	\$ 165,772	\$ 167,505
8,551	Butte	Butte County Courthouse	D5093-Floor Raceway Systems	\$ 167,279	\$ 167,279	\$ -
8,552	Riverside	Hemet	D5093-Floor Raceway Systems	\$ 170,280	\$ 170,280	\$ -
8,553	Ventura	East County Courthouse	D5093-Floor Raceway Systems	\$ 282,650	\$ 174,536	\$ 108,114
8,554	San Luis Obispo	Courthouse Annex	D5093-Floor Raceway Systems	\$ 361,679	\$ 179,899	\$ 181,780
8,555	Stanislaus	Hall of Records	D5093-Floor Raceway Systems	\$ 407,579	\$ 190,625	\$ 216,954
8,556	San Diego	Juvenile Court	D5093-Floor Raceway Systems	\$ 268,844	\$ 200,611	\$ 68,233
8,557	Stanislaus	Modesto Main Courthouse	D5093-Floor Raceway Systems	\$ 220,782	\$ 220,318	\$ 464
8,558	Stanislaus	Modesto Main Courthouse	D5093-Floor Raceway Systems	\$ 220,782	\$ 220,318	\$ 464
8,559	Tulare	Visalia Superior Court	D5093-Floor Raceway Systems	\$ 794,165	\$ 256,754	\$ 537,411
8,560	Shasta	Main Courthouse	D5093-Floor Raceway Systems	\$ 371,974	\$ 259,303	\$ 112,671
8,561	Sonoma	Hall of Justice	D5093-Floor Raceway Systems	\$ 535,409	\$ 318,033	\$ 217,376
8,562	Contra Costa	George D. Carroll Courthouse	D5093-Floor Raceway Systems	\$ 427,616	\$ 330,120	\$ 97,496
8,563	Santa Clara	Santa Clara Courthouse	D5093-Floor Raceway Systems	\$ 366,173	\$ 366,173	\$ -
8,564	Butte	Butte County Courthouse	D5093-Floor Raceway Systems	\$ 432,789	\$ 432,789	\$ -
8,565	Fresno	Fresno County Courthouse	D5093-Floor Raceway Systems	\$ 486,788	\$ 466,878	\$ 19,910
8,566	Ventura	Hall of Justice	D5093-Floor Raceway Systems	\$ 725,137	\$ 506,581	\$ 218,556
8,567	San Diego	East County Regional Center	D5093-Floor Raceway Systems	\$ 777,316	\$ 526,321	\$ 250,995
8,568	Ventura	Hall of Justice	D5093-Floor Raceway Systems	\$ 846,409	\$ 591,301	\$ 255,108
8,569	San Diego	East County Regional Center	D5093-Floor Raceway Systems	\$ 878,312	\$ 594,705	\$ 283,607
8,570	Contra Costa	Wakefield Taylor Courthouse	D5093-Floor Raceway Systems	\$ 636,624	\$ 636,624	\$ -
8,571	San Diego	East County Regional Center	D5093-Floor Raceway Systems	\$ 1,068,788	\$ 723,676	\$ 345,112
8,572	San Diego	County Courthouse	D5093-Floor Raceway Systems	\$ 966,412	\$ 748,196	\$ 218,216



Line #	County	Facility Name	Project System Targeted for Renewal	Project Rough Order of Magnitude	Judicial Branch Share of Cost	County Share of Cost
8,573	Santa Clara	Hall of Justice (West)	D5093-Floor Raceway Systems	\$ 764,883	\$ 764,883	\$ -
8,574	Los Angeles	Compton Courthouse	D5093-Floor Raceway Systems	\$ 1,270,532	\$ 840,203	\$ 430,329
8,575	San Francisco	Hall of Justice	D5093-Floor Raceway Systems	\$ 846,614	\$ 846,614	\$ -
8,576	Santa Clara	Downtown Superior Court	D5093-Floor Raceway Systems	\$ 872,905	\$ 872,905	\$ -
8,577	Los Angeles	Compton Courthouse	D5093-Floor Raceway Systems	\$ 1,498,828	\$ 991,175	\$ 507,653
8,578	Los Angeles	Compton Courthouse	D5093-Floor Raceway Systems	\$ 1,540,109	\$ 1,018,474	\$ 521,635
8,579	San Diego	County Courthouse	D5093-Floor Raceway Systems	\$ 1,363,906	\$ 1,055,936	\$ 307,970
8,580	Ventura	Hall of Justice	D5093-Floor Raceway Systems	\$ 1,803,049	\$ 1,259,610	\$ 543,439
8,581	Santa Clara	Hall of Justice (East)	D5093-Floor Raceway Systems	\$ 1,515,582	\$ 1,515,582	\$ -
8,582	San Diego	County Courthouse	D5093-Floor Raceway Systems	\$ 2,180,017	\$ 1,687,769	\$ 492,248
8,583	Sacramento	Gordon Schaber Sacramento Superior Court	D5093-Floor Raceway Systems	\$ 1,862,884	\$ 1,862,884	\$ -
8,584	Orange	Civil Complex Center ("CXC")	D5094-Other Special Systems and Devices	\$ 8,906	\$ 8,906	\$ -
8,585	Tulare	Visalia Superior Court	D5094-Other Special Systems and Devices	\$ 22,144	\$ 22,144	\$ -
8,586	Los Angeles	Chatsworth Courthouse	D5094-Other Special Systems and Devices	\$ 37,392	\$ 31,334	\$ 6,058
8,587	Orange	Harbor Justice Center-Newport Beach Facility	D5094-Other Special Systems and Devices	\$ 37,476	\$ 37,476	\$ -
8,588	Kings	Avenal Court	D50-Electrical	\$ 7,967	\$ 4,622	\$ 3,345
8,589	Kings	Corcoran Court	D50-Electrical	\$ 7,967	\$ 6,979	\$ 988
8,590	Kings	Avenal Court	D50-Electrical	\$ 14,412	\$ 8,360	\$ 6,052
8,591	Kings	Corcoran Court	D50-Electrical	\$ 14,412	\$ 12,625	\$ 1,787
8,592	San Bernardino	San Bernardino Courthouse - Annex	D50-Electrical	\$ 47,145	\$ 45,089	\$ 2,056
8,593	Stanislaus	Hall of Records	D50-Electrical	\$ 156,040	\$ 72,980	\$ 83,060
8,594	Stanislaus	Modesto Main Courthouse	D50-Electrical	\$ 155,439	\$ 155,113	\$ 326
8,595	Los Angeles	Van Nuys Courthouse East	E1097-Window Washing Equipment	\$ 41,560	\$ 37,296	\$ 4,264
8,596	Riverside	Family Law Court	E1097-Window Washing Equipment	\$ 58,205	\$ 58,205	\$ -
8,597	Los Angeles	Van Nuys Courthouse West	E1097-Window Washing Equipment	\$ 83,120	\$ 66,895	\$ 16,225
8,598	Madera	Madera Modular 1	G10-Site Preparation	\$ 145,873	\$ 145,873	\$ -
8,599	Los Angeles	Glendale Courthouse	G2010-Roadways	\$ 51,768	\$ 46,871	\$ 4,897
8,600	Los Angeles	Van Nuys Courthouse West	G2012-Paving and Surfacing	\$ 8,157	\$ 6,565	\$ 1,592
8,601	Los Angeles	Van Nuys Courthouse East	G2012-Paving and Surfacing	\$ 8,157	\$ 7,320	\$ 837
8,602	Riverside	Larson Justice Center	G2020-Parking Lots	\$ 8,452	\$ 8,231	\$ 221
8,603	Los Angeles	Norwalk Courthouse	G2020-Parking Lots	\$ 14,502	\$ 12,331	\$ 2,171
8,604	Los Angeles	Glendale Courthouse	G2020-Parking Lots	\$ 23,641	\$ 21,405	\$ 2,236
8,605	Solano	Hall of Justice	G2020-Parking Lots	\$ 50,225	\$ 36,574	\$ 13,651
8,606	Los Angeles	Beverly Hills Courthouse	G2020-Parking Lots	\$ 56,453	\$ 44,891	\$ 11,562



Line #	County	Facility Name	Project System Targeted for Renewal	Project Rough Order of Magnitude	Judicial Branch Share of Cost	County Share of Cost
8,607	Solano	Hall of Justice	G2020-Parking Lots	\$ 106,396	\$ 77,478	\$ 28,918
8,608	Monterey	Marina Courthouse	G2020-Parking Lots	\$ 145,484	\$ 145,484	\$ -
8,609	Los Angeles	Glendale Courthouse	G2020-Parking Lots	\$ 279,787	\$ 253,319	\$ 26,468
8,610	Los Angeles	Beverly Hills Courthouse	G2020-Parking Lots	\$ 646,564	\$ 514,148	\$ 132,416
8,611	Los Angeles	Santa Clarita Courthouse	G2022-Paving and Surfacing	\$ 1,567	\$ 1,385	\$ 182
8,612	Los Angeles	Hollywood Courthouse	G2022-Paving and Surfacing	\$ 1,807	\$ 1,646	\$ 161
8,613	Los Angeles	Metropolitan Courthouse	G2022-Paving and Surfacing	\$ 2,984	\$ 2,821	\$ 163
8,614	Los Angeles	Hollywood Courthouse	G2022-Paving and Surfacing	\$ 3,156	\$ 2,875	\$ 281
8,615	Los Angeles	Hollywood Courthouse	G2022-Paving and Surfacing	\$ 4,963	\$ 4,521	\$ 442
8,616	Los Angeles	Metropolitan Courthouse	G2022-Paving and Surfacing	\$ 28,981	\$ 27,399	\$ 1,582
8,617	Los Angeles	Beverly Hills Courthouse	G2022-Paving and Surfacing	\$ 51,316	\$ 40,806	\$ 10,510
8,618	Contra Costa	Jail Annex	G2030-Pedestrian Paving	\$ 8,036	\$ 478	\$ 7,558
8,619	El Dorado	Bldg. C	G2030-Pedestrian Paving	\$ 11,722	\$ 2,426	\$ 9,296
8,620	San Luis Obispo	1070 Palm St.	G2030-Pedestrian Paving	\$ 2,467	\$ 2,467	\$ -
8,621	Tulare	Tulare Division	G2030-Pedestrian Paving	\$ 5,782	\$ 4,047	\$ 1,735
8,622	San Diego	Juvenile Court	G2030-Pedestrian Paving	\$ 5,805	\$ 4,332	\$ 1,473
8,623	El Dorado	Cameron Park	G2030-Pedestrian Paving	\$ 4,884	\$ 4,884	\$ -
8,624	Nevada	Nevada City Courthouse Annex	G2030-Pedestrian Paving	\$ 11,722	\$ 5,006	\$ 6,716
8,625	San Luis Obispo	Grover Beach Branch	G2030-Pedestrian Paving	\$ 5,805	\$ 5,805	\$ -
8,626	Ventura	East County Courthouse	G2030-Pedestrian Paving	\$ 11,476	\$ 7,086	\$ 4,390
8,627	Del Norte	Del Norte County Superior Court	G2030-Pedestrian Paving	\$ 11,722	\$ 7,182	\$ 4,540
8,628	Merced	Old Court	G2030-Pedestrian Paving	\$ 7,709	\$ 7,709	\$ -
8,629	Stanislaus	Modesto Main Courthouse	G2030-Pedestrian Paving	\$ 9,610	\$ 9,590	\$ 20
8,630	Los Angeles	Burbank Courthouse	G2030-Pedestrian Paving	\$ 10,973	\$ 9,959	\$ 1,014
8,631	Butte	Chico Courthouse	G2030-Pedestrian Paving	\$ 10,593	\$ 10,593	\$ -
8,632	El Dorado	Main St. Courthouse	G2030-Pedestrian Paving	\$ 10,745	\$ 10,745	\$ -
8,633	Riverside	Hemet	G2030-Pedestrian Paving	\$ 11,476	\$ 11,476	\$ -
8,634	San Bernardino	San Bernardino Courthouse - Annex	G2030-Pedestrian Paving	\$ 11,514	\$ 11,514	\$ -
8,635	San Diego	Kearny Mesa Court	G2030-Pedestrian Paving	\$ 11,611	\$ 11,611	\$ -
8,636	San Diego	North County Regional Center - North	G2030-Pedestrian Paving	\$ 11,611	\$ 11,611	\$ -
8,637	Los Angeles	Santa Clarita Courthouse	G2030-Pedestrian Paving	\$ 13,167	\$ 11,638	\$ 1,529
8,638	Contra Costa	Concord Courthouse	G2030-Pedestrian Paving	\$ 12,054	\$ 12,054	\$ -
8,639	Riverside	Corona	G2030-Pedestrian Paving	\$ 22,952	\$ 12,401	\$ 10,551
8,640	Santa Clara	Hall of Justice (West)	G2030-Pedestrian Paving	\$ 12,434	\$ 12,434	\$ -
8,641	Santa Clara	Santa Clara Courthouse	G2030-Pedestrian Paving	\$ 12,434	\$ 12,434	\$ -
8,642	Lake	Lakeport Court Facility	G2030-Pedestrian Paving	\$ 46,411	\$ 13,923	\$ 32,488



Line #	County	Facility Name	Project System Targeted for Renewal	Project Rough Order of Magnitude	Judicial Branch Share of Cost	County Share of Cost
8,643	Kings	Corcoran Court	G2030-Pedestrian Paving	\$ 14,454	\$ 14,454	\$ -
8,644	Los Angeles	Torrance Courthouse	G2030-Pedestrian Paving	\$ 17,556	\$ 14,947	\$ 2,609
8,645	Nevada	Nevada City Courthouse	G2030-Pedestrian Paving	\$ 23,443	\$ 15,355	\$ 8,088
8,646	Alameda	George E. McDonald Hall of Justice	G2030-Pedestrian Paving	\$ 15,808	\$ 15,808	\$ -
8,647	Shasta	Main Courthouse	G2030-Pedestrian Paving	\$ 25,423	\$ 17,722	\$ 7,701
8,648	Contra Costa	Walnut Creek Courthouse	G2030-Pedestrian Paving	\$ 18,081	\$ 18,081	\$ -
8,649	Kings	Avenal Court	G2030-Pedestrian Paving	\$ 19,272	\$ 19,272	\$ -
8,650	El Dorado	Johnson Bldg.	G2030-Pedestrian Paving	\$ 23,443	\$ 23,443	\$ -
8,651	Contra Costa	George D. Carroll Courthouse	G2030-Pedestrian Paving	\$ 24,108	\$ 24,108	\$ -
8,652	Contra Costa	Wakefield Taylor Courthouse	G2030-Pedestrian Paving	\$ 24,108	\$ 24,108	\$ -
8,653	Riverside	Palm Springs Courts	G2030-Pedestrian Paving	\$ 59,685	\$ 24,238	\$ 35,447
8,654	Santa Clara	Historic Courthouse	G2030-Pedestrian Paving	\$ 24,869	\$ 24,869	\$ -
8,655	Los Angeles	Van Nuys Courthouse East	G2030-Pedestrian Paving	\$ 33,666	\$ 30,212	\$ 3,454
8,656	Los Angeles	El Monte Courthouse	G2030-Pedestrian Paving	\$ 58,871	\$ 34,216	\$ 24,655
8,657	Los Angeles	Glendale Courthouse	G2030-Pedestrian Paving	\$ 38,151	\$ 34,542	\$ 3,609
8,658	Los Angeles	Glendale Courthouse	G2030-Pedestrian Paving	\$ 39,181	\$ 35,474	\$ 3,707
8,659	Santa Clara	Downtown Superior Court	G2030-Pedestrian Paving	\$ 37,303	\$ 37,303	\$ -
8,660	Santa Clara	Hall of Justice (East)	G2030-Pedestrian Paving	\$ 37,303	\$ 37,303	\$ -
8,661	San Luis Obispo	Courthouse Annex	G2030-Pedestrian Paving	\$ 78,936	\$ 39,263	\$ 39,673
8,662	Butte	Butte County Courthouse	G2030-Pedestrian Paving	\$ 44,491	\$ 44,491	\$ -
8,663	San Luis Obispo	Paso Robles Courthouse	G2030-Pedestrian Paving	\$ 46,443	\$ 46,443	\$ -
8,664	Humboldt	Humboldt County Courthouse (Eureka)	G2030-Pedestrian Paving	\$ 47,457	\$ 47,457	\$ -
8,665	Los Angeles	Santa Clarita Courthouse	G2030-Pedestrian Paving	\$ 57,752	\$ 51,047	\$ 6,705
8,666	Los Angeles	Burbank Courthouse	G2030-Pedestrian Paving	\$ 57,752	\$ 52,416	\$ 5,336
8,667	Santa Barbara	Figueroa Division	G2030-Pedestrian Paving	\$ 77,405	\$ 77,405	\$ -
8,668	Ventura	Hall of Justice	G2030-Pedestrian Paving	\$ 114,761	\$ 80,172	\$ 34,589
8,669	San Diego	County Courthouse	G2030-Pedestrian Paving	\$ 116,107	\$ 89,890	\$ 26,217
8,670	Los Angeles	Compton Courthouse	G2030-Pedestrian Paving	\$ 144,837	\$ 95,781	\$ 49,056
8,671	Solano	Hall of Justice	G2030-Pedestrian Paving	\$ 97,944	\$ 97,944	\$ -
8,672	Solano	Solano Justice Building	G2030-Pedestrian Paving	\$ 97,944	\$ 97,944	\$ -
8,673	Tulare	Visalia Superior Court	G2030-Pedestrian Paving	\$ 105,996	\$ 105,996	\$ -
8,674	Los Angeles	Edmund D. Edelman Children's Court	G2030-Pedestrian Paving	\$ 152,335	\$ 106,619	\$ 45,716
8,675	Fresno	Fresno County Courthouse	G2030-Pedestrian Paving	\$ 115,632	\$ 110,903	\$ 4,729
8,676	Sonoma	Hall of Justice	G2030-Pedestrian Paving	\$ 193,380	\$ 114,868	\$ 78,512
8,677	San Mateo	Central Branch	G2030-Pedestrian Paving	\$ 123,073	\$ 123,073	\$ -



Line #	County	Facility Name	Project System Targeted for Renewal	Project Rough Order of Magnitude	Judicial Branch Share of Cost	County Share of Cost
8,678	Los Angeles	Alfred J. McCourtney Juvenile Justice Center	G2030-Pedestrian Paving	\$ 178,314	\$ 123,126	\$ 55,188
8,679	San Mateo	Northern Branch Courthouse	G2030-Pedestrian Paving	\$ 295,639	\$ 246,001	\$ 49,638
8,680	Los Angeles	Pasadena Courthouse	G2031-Paving and Surfacing	\$ 50,514	\$ 35,031	\$ 15,483
8,681	Los Angeles	Alhambra Courthouse	G2031-Paving and Surfacing	\$ 157,476	\$ 135,429	\$ 22,047
8,682	Solano	Solano Justice Building	G2041-Fences and Gates	\$ 2,139	\$ 1,628	\$ 511
8,683	Orange	North Justice Center	G2041-Fences and Gates	\$ 1,865	\$ 1,684	\$ 181
8,684	Solano	Hall of Justice	G2041-Fences and Gates	\$ 2,284	\$ 2,284	\$ -
8,685	Orange	Civil Complex Center ("CXC")	G2041-Fences and Gates	\$ 4,585	\$ 4,585	\$ -
8,686	Los Angeles	Hollywood Courthouse	G2041-Fences and Gates	\$ 5,371	\$ 4,892	\$ 479
8,687	Orange	Harbor Justice Center-Newport Beach Facility	G2041-Fences and Gates	\$ 8,383	\$ 8,383	\$ -
8,688	Los Angeles	Monrovia Training Center	G2041-Fences and Gates	\$ 13,771	\$ 9,680	\$ 4,091
8,689	Orange	Central Justice Center	G2041-Fences and Gates	\$ 11,643	\$ 10,615	\$ 1,028
8,690	Orange	Betty Lou Lamoreaux Justice Center	G2041-Fences and Gates	\$ 10,901	\$ 10,901	\$ -
8,691	Orange	West Justice Center	G2041-Fences and Gates	\$ 39,585	\$ 35,896	\$ 3,689
8,692	Orange	West Justice Center	G2041-Fences and Gates	\$ 46,445	\$ 46,445	\$ -
8,693	Orange	Central Justice Center	G2041-Fences and Gates	\$ 128,150	\$ 116,834	\$ 11,316
8,694	Los Angeles	Glendale Courthouse	G2055-Planting	\$ 16,227	\$ 14,692	\$ 1,535
8,695	Los Angeles	Downey Courthouse	G2057-Irrigation Systems	\$ 21,930	\$ 21,930	\$ -
8,696	Los Angeles	Michael D. Antonovich Antelope Valley Courthouse	G2057-Irrigation Systems	\$ 21,930	\$ 21,930	\$ -
8,697	Sacramento	Gordon Schaber Sacramento Superior Court	G20-Site Improvements	\$ 1,424	\$ 1,424	\$ -
8,698	Los Angeles	Parking Structure-Lot 53 Pasadena Court	G20-Site Improvements	\$ 3,617	\$ 2,508	\$ 1,109
8,699	Imperial	Winterhaven Court	G20-Site Improvements	\$ 2,731	\$ 2,731	\$ -
8,700	Los Angeles	Santa Monica Courthouse	G20-Site Improvements	\$ 2,865	\$ 2,865	\$ -
8,701	Los Angeles	Michael D. Antonovich Antelope Valley Courthouse	G20-Site Improvements	\$ 4,054	\$ 2,980	\$ 1,074
8,702	Contra Costa	George D. Carroll Courthouse	G20-Site Improvements	\$ 4,297	\$ 3,317	\$ 980
8,703	Los Angeles	Parking Structure Lot 59- Whittier Admin CTR	G20-Site Improvements	\$ 4,447	\$ 3,844	\$ 603
8,704	Fresno	Fresno County Courthouse	G20-Site Improvements	\$ 3,933	\$ 3,933	\$ -
8,705	Contra Costa	George D. Carroll Courthouse	G20-Site Improvements	\$ 5,952	\$ 4,595	\$ 1,357



Line #	County	Facility Name	Project System Targeted for Renewal	Project Rough Order of Magnitude	Judicial Branch Share of Cost	County Share of Cost
8,706	Los Angeles	Michael D. Antonovich Antelope Valley Courthouse	G20-Site Improvements	\$ 6,373	\$ 4,685	\$ 1,688
8,707	Los Angeles	Compton Courthouse	G20-Site Improvements	\$ 7,393	\$ 4,889	\$ 2,504
8,708	Los Angeles	Michael D. Antonovich Antelope Valley Courthouse	G20-Site Improvements	\$ 6,233	\$ 6,233	\$ -
8,709	San Luis Obispo	Courthouse Annex	G20-Site Improvements	\$ 6,481	\$ 6,481	\$ -
8,710	Los Angeles	Hollywood Courthouse	G20-Site Improvements	\$ 9,546	\$ 8,695	\$ 851
8,711	Santa Clara	Palo Alto Courthouse	G20-Site Improvements	\$ 13,333	\$ 8,805	\$ 4,528
8,712	Stanislaus	Modesto Main Courthouse	G20-Site Improvements	\$ 10,397	\$ 10,397	\$ -
8,713	Solano	Hall of Justice	G20-Site Improvements	\$ 15,438	\$ 11,242	\$ 4,196
8,714	Los Angeles	Compton Courthouse	G20-Site Improvements	\$ 18,212	\$ 12,044	\$ 6,168
8,715	Mono	Mammoth Lakes Courthouse Parking Lot	G20-Site Improvements	\$ 12,210	\$ 12,210	\$ -
8,716	Ventura	Hall of Justice	G20-Site Improvements	\$ 12,609	\$ 12,609	\$ -
8,717	Los Angeles	Governor George Deukmejian Courthouse	G20-Site Improvements	\$ 13,947	\$ 13,947	\$ -
8,718	Napa	Criminal Court Building	G20-Site Improvements	\$ 16,378	\$ 16,378	\$ -
8,719	Contra Costa	Wakefield Taylor Courthouse	G20-Site Improvements	\$ 32,722	\$ 32,722	\$ -
8,720	Santa Clara	Santa Clara Courthouse	G20-Site Improvements	\$ 36,053	\$ 36,053	\$ -
8,721	Stanislaus	Modesto Main Courthouse	G20-Site Improvements	\$ 47,772	\$ 47,772	\$ -
8,722	San Diego	Juvenile Court	G20-Site Improvements	\$ 81,804	\$ 62,678	\$ 19,126
8,723	Ventura	Hall of Justice	G20-Site Improvements	\$ 66,068	\$ 66,068	\$ -
8,724	Kern	Mojave-Main Court Facility	G20-Site Improvements	\$ 95,543	\$ 95,543	\$ -
8,725	Sonoma	Hall of Justice	G20-Site Improvements	\$ 210,816	\$ 125,225	\$ 85,591
8,726	Orange	Central Justice Center	G20-Site Improvements	\$ 130,804	\$ 130,804	\$ -
8,727	Ventura	East County Courthouse	G20-Site Improvements	\$ 228,635	\$ 228,635	\$ -
8,728	San Bernardino	Barstow Courthouse	G20-Site Improvements	\$ 261,606	\$ 261,606	\$ -
8,729	Santa Barbara	Santa Barbara Jury Assembly Bldg.	G-Building Sitework	\$ 4,324	\$ 4,324	\$ -
8,730	Los Angeles	Parking Structure Lot 59- Whittier Admin CTR	G-Building Sitework	\$ 4,656	\$ 4,656	\$ -
8,731	San Bernardino	Joshua Tree Courthouse	G-Building Sitework	\$ 5,463	\$ 5,463	\$ -
8,732	Kern	Delano/North Kern Court	G-Building Sitework	\$ 13,443	\$ 10,840	\$ 2,603
8,733	San Bernardino	Fontana Courthouse	G-Building Sitework	\$ 13,336	\$ 13,336	\$ -
8,734	Kern	Shafter/Wasco Courts Bldg.	G-Building Sitework	\$ 13,580	\$ 13,580	\$ -
8,735	Santa Barbara	Figueroa Division	G-Building Sitework	\$ 13,658	\$ 13,658	\$ -
8,736	Los Angeles	Pomona Courthouse North	G-Building Sitework	\$ 14,773	\$ 14,219	\$ 554



Line #	County	Facility Name	Project System Targeted for Renewal	Project Rough Order of Magnitude	Judicial Branch Share of Cost	County Share of Cost
8,737	Imperial	Imperial County Courthouse	G-Building Sitework	\$ 17,208	\$ 17,208	\$ -
8,738	Los Angeles	Whittier Courthouse	G-Building Sitework	\$ 17,461	\$ 17,461	\$ -
8,739	Kern	Arvin/ Lamont Branch	G-Building Sitework	\$ 17,654	\$ 17,654	\$ -
8,740	Los Angeles	Bellflower Courthouse	G-Building Sitework	\$ 18,348	\$ 18,348	\$ -
8,741	San Bernardino	Barstow Courthouse	G-Building Sitework	\$ 20,004	\$ 20,004	\$ -
8,742	San Bernardino	Victorville Courthouse-Dept. N-1	G-Building Sitework	\$ 32,007	\$ 20,564	\$ 11,443
8,743	Kern	Bakersfield Justice Bldg.	G-Building Sitework	\$ 40,739	\$ 20,809	\$ 19,930
8,744	Los Angeles	West Covina Courthouse	G-Building Sitework	\$ 27,356	\$ 22,708	\$ 4,648
8,745	Fresno	Fresno County Courthouse	G-Building Sitework	\$ 26,989	\$ 25,885	\$ 1,104
8,746	Fresno	2424 Ventura Street - 5 DCA	G-Building Sitework	\$ 26,989	\$ 26,989	\$ -
8,747	San Luis Obispo	Courthouse Annex	G-Building Sitework	\$ 29,422	\$ 29,422	\$ -
8,748	Kern	Bakersfield Superior Court	G-Building Sitework	\$ 54,319	\$ 33,949	\$ 20,370
8,749	Los Angeles	Chatsworth Courthouse	G-Building Sitework	\$ 41,994	\$ 35,191	\$ 6,803
8,750	Merced	Main Merced Courthouse	G-Building Sitework	\$ 155,631	\$ 155,631	\$ -
				\$ 2,803,208,336	\$ 2,386,434,629	\$ 416,773,707

Attachment B

Chart 5.1 Suggested Level 4 for the UNIFORMAT II Classification of Building Elements

Level 3 Elements	Level 4 Sub-Elements	Level 3 Elements	Level 4 Sub-Elements
A1010 Standard Foundations	A1011 Wall Foundations A1012 Column Foundations & Pile Caps A1013 Perimeter Drainage & Insulation	B2020 Exterior Windows	B2021 Windows B2022 Curtain Walls B2023 Storefronts
A1020 Special Foundations	A1021 Pile Foundations A1022 Grade Beams A1023 Caissons A1024 Underprinting A1025 Dewatering A1026 Raft Foundations A1027 Pressure Injected Grouting A1029 Other Special Conditions	B2030 Exterior Doors	B2031 Glazed Doors & Entrances B2032 Solid Exterior Doors B2033 Revolving Doors B2034 Overhead Doors B2039 Other Doors & Entrances
A1030 Slab on Grade	A1031 Standard Slab on Grade A1032 Structural Slab on Grade A1033 Inclined Slab on Grade A1034 Trenches, Pits & Bases A1035 Under-Slab Drainage & Insulation	B3010 Roof Coverings	B3011 Roof Finishes B3012 Traffic Toppings & Paving Membranes B3013 Roof Insulation & Fill B3014 Flashings & Trim B3015 Roof Eaves and Soffits B3016 Gutters and Downspouts
A2010 Basement Excavation	A2011 Excavation for Basements A2012 Structure Back Fill & Compaction A2013 Shoring	B3020 Roof Openings	B3021 Glazed Roof Openings B3022 Roof Hatches B3023 Gravity Roof Ventilators
A2020 Basement Walls	A2021 Basement Wall Construction A2022 Moisture Protection A2023 Basement Wall Insulation A2024 Interior Skin	C1010 Partitions	C1011 Fixed Partitions C1012 Demountable Partitions C1013 Retractable Partitions C1014 Site Built Toilet Partitions C1015 Site Built Compartments Cubicles C1016 Interior Balustrades and Screens C1017 Interior Windows & Storefronts
B1010 Floor Construction	B1011 Suspended Basement Floors Construction B1012 Upper Floors Construction B1013 Balcony Floors Construction B1014 Ramps B1015 Exterior Stairs and Fire Escapes B1016 Floor Raceway Systems B1019 Other Floor Construction	C1020 Interior Doors	C1021 Interior Doors C1022 Interior Door Frames C1023 Interior Door Hardware C1024 Interior Door Wall Opening Elements C1025 Interior Door Sidelights & Transoms C1026 Interior Hatches & Access Doors C1027 Door Painting & Decoration
B1020 Roof Construction	B1021 Flat Roof Construction B1022 Pitched Roof Construction B1023 Canopies B1029 Other Roof Systems	C1030 Fittings	C1031 Fabricated Toilet Partitions C1032 Fabricated Compartments & Cubicles C1033 Storage Shelving and Lockers C1034 Ornamental Metals and Handrails C1035 Identifying Devices C1036 Closet Specialties C1037 General Fittings & Misc. Metals
B2010 Exterior Walls	B2011 Exterior Wall Construction B2012 Parapets B2013 Exterior Louvers, Screens, and Fencing B2014 Exterior Sun Control Devices B2015 Balcony Walls & Handrails B2016 Exterior Soffits	C2010 Stair Construction	C2011 Regular Stairs C2012 Curved Stairs C2013 Spiral Stairs C2014 Stair Handrails and Balustrades
		C2020 Stair Finishes	C2021 Stair, Tread, and Landing Finishes C2022 Stair Soffit Finishes C2023 Stair Handrail & Balustrade Finishes

Attachment B

C3010 Wall Finishes	C3011 Wall Finishes to Inside Exterior Walls C3012 Wall Finishes to Interior Walls C3013 Column Finishes	D2090 Other Plumbing Systems	D2091 Gas Distribution D2092 Acid Waste Systems D2093 Interceptors D2094 Pool Piping and Equipment D2095 Decorative Fountain Piping Devices D2099 Other Piping Systems
C3020 Floor Finishes	C3021 Floor Toppings C3022 Traffic Membranes C3023 Hardeners and Sealers C3024 Flooring C3025 Carpeting C3026 Bases, Curbs and Trim C3027 Access Pedestal Flooring	D3010 Energy Supply	D3011 Oil Supply System D3012 Gas Supply System D3013 Coal Supply System D3014 Steam Supply System D3015 Hot Water Supply System D3016 Solar Energy System D3017 Wind Energy System
C3030 Ceiling Finishes	C3031 Ceiling Finishes C3032 Suspended Ceilings C3033 Other Ceilings	D3020 Heat Generating Systems	D3021 Boilers D3022 Boiler Room Piping & Specialties D3023 Auxiliary Equipment D3024 Insulation
D1010 Elevators & Lifts	D1011 Passenger Elevators D1012 Freight Elevators D1013 Lifts	D3030 Cooling Generating Systems	D3031 Chilled Water Systems D3032 Direct Expansion Systems
D1020 Escalators & Moving Walks	D1021 Escalators D1022 Moving Walks	D3040 Distribution Systems	D3041 Air Distribution Systems D3042 Exhaust Ventilation Systems D3043 Steam Distribution Systems D3044 Hot Water Distribution D3045 Chilled Water Distribution D3046 Change-over Distribution System D3047 Glycol Distribution Systems
D1090 Other Conveying Systems	D1091 Dumbwaiters D1092 Pneumatic Tube Systems D1093 Hoists & Cranes D1094 Conveyors D1095 Chutes D1096 Turntables D1097 Baggage Handling & Loading Systems D1098 Transportation Systems	D3050 Terminal & Package Units	D3051 Terminal Self-Contained Units D3052 Package Units
D2010 Plumbing Fixtures	D2011 Water Closets D2012 Urinals D2013 Lavatories D2014 Sinks D2015 Bathtubs D2016 Wash Fountains D2017 Showers D2018 Drinking Fountains and Coolers D2019 Bidets and Other Plumbing Fixtures	D3060 Controls & Instrumentation	D3061 Heating Generating Systems D3062 Cooling Generating Systems D3063 Heating/Cooling Air Handling Units D3064 Exhaust & Ventilating Systems D3065 Hoods and Exhaust Systems D3066 Terminal Devices D3067 Energy Monitoring & Control D3068 Building Automation Systems D3069 Other Controls & Instrumentation
D2020 Domestic Water Distribution	D2021 Cold Water Service D2022 Hot Water Service D2023 Domestic Water Supply Equipment	D3070 Systems Testing & Balancing	D3071 Piping System Testing & Balancing D3072 Air Systems Testing & Balancing D3073 HVAC Commissioning D3079 Other Systems Testing and Balancing
D2030 Sanitary Waste	D2031 Waste Piping D2032 Vent Piping D2033 Floor Drains D2034 Sanitary Waste Equipment D2035 Pipe Insulation	D3090 Other HVAC Systems & Equipment	D3091 Special Cooling Systems & Devices D3092 Special Humidity Control D3093 Dust & Fume Collectors D3094 Air Curtains D3095 Air Purifiers D3096 Paint Spray Booth Ventilation D3097 General Construction Items (HVAC)
D2040 Rain Water Drainage	D2041 Pipe & Fittings D2042 Roof Drains D2043 Rainwater Drainage Equipment D2044 Pipe Insulation	D4010 Sprinklers	D4011 Sprinkler Water Supply D4012 Sprinkler Pumping Equipment D4013 Dry Sprinkler System

Attachment B

D4020 Standpipes	D4021 Standpipe Water Supply D4022 Pumping Equipment D4023 Standpipe Equipment D4024 Fire Hose Equipment	E2010 Fixed Furnishings	E2011 Fixed Artwork E2012 Fixed Casework E2013 Blinds and Other Window Treatment E2014 Fixed Floor Grilles and Mats E2015 Fixed Multiple Seating E2016 Fixed Interior Landscaping
D4030 Fire Protection Specialties	D4031 Fire Extinguishers D4032 Fire Extinguisher Cabinets	E2020 Movable Furnishings	E2021 Movable Artwork E2022 Furniture & Accessories E2023 Movable Rugs and Mats E2024 Movable Interior Landscaping
D4090 Other Fire Protection Systems	D4091 Carbon Dioxide Systems D4092 Foam Generating Equipment D4093 Clean Agent Systems D4094 Dry Chemical System D4095 Hood & Duct Fire Protection	F1010 Special Structures	F1011 Air Supported Structures F1012 Pre-engineered Structures F1013 Other Special Structures
D5010 Electrical Service & Distribution	D5011 High Tension Service & Dist. D5012 Low Tension Service & Dist.	F1020 Integrated Construction	F1021 Integrated Assemblies F1022 Special Purpose Rooms F1023 Other Integrated Construction
D5020 Lighting & Branch Wiring	D5021 Branch Wiring Devices D5022 Lighting Equipment	F1030 Special Construction Systems	F1031 Sound, Vibration & Seismic Const. F1032 Radiation Protection F1033 Special Security Systems F1034 Vaults F1039 Other Special Construction Systems
D5030 Communications & Security	D5031 Public Address & Music Systems D5032 Intercommunication & Paging System D5033 Telephone Systems D5034 Call Systems D5035 Television Systems D5036 Clock and Program Systems D5037 Fire Alarm Systems D5038 Security and Detection Systems D5039 Local Area Networks	F1040 Special Facilities	F1041 Aquatic Facilities F1042 Ice Rinks F1043 Site Constructed Incinerators F1044 Kennels & Animal Shelters F1045 Liquid & Gas Storage Tanks F1049 Other Special Facilities
D5090 Other Electrical System	D5091 Grounding Systems D5092 Emergency Light & Power Systems D5093 Floor Raceway Systems D5094 Other Special Systems & Devices D5095 General Construction Items (Elect.)	F1050 Special Controls & Instrumentation	F1051 Recording Instrumentation F1052 Building Automation System F1059 Other Special Controls & Instrumentation
E1010 Commercial Equipment	E1011 Security & Vault Equipment E1012 Teller and Service Equipment E1013 Registration Equipment E1014 Checkroom Equipment E1015 Mercantile Equipment E1016 Laundry & Dry Cleaning Equipment E1017 Vending Equipment E1018 Office Equipment	F2010 Building Elements Demolition	F2011 Building Interior Demolition F2012 Building Exterior Demolition
E1020 Institutional Equipment	E1021 Ecclesiastical Equipment E1022 Library Equipment E1023 Theater & Stage Equipment E1024 Instrumental Equipment E1025 Audio-visual Equipment E1026 Detention Equipment E1027 Laboratory Equipment E1028 Medical Equipment E1029 Other Institutional Equipment	F2020 Hazardous Components Abatement	F2021 Removal of Hazardous Components F2022 Encapsulation of Hazardous Components
E1030 Vehicular Equipment	E1031 Vehicular Service Equipment E1032 Parking Control Equipment E1033 Loading Dock Equipment E1039 Other Vehicular Equipment		
E1090 Other Equipment	E1091 Maintenance Equipment E1092 Solid Waste Handling Equipment E1093 Food Service Equipment E1094 Residential Equipment E1095 Unit Kitchens E1097 Window Washing Equipment E1099 Other Equipment		

Attachment B

Chart 5.2 Suggested Level 4 for the UNIFORMAT II Classification of Building-Related Sitework

Level 3 Elements	Level 4 Sub-Elements	Level 3 Elements	Level 4 Sub-Elements
G1010 Site Clearing	G1011 Clearing & Grubbing G1012 Tree Removal & Thinning	G3020 Sanitary Sewer	G3021 Piping G3022 Manholes & Cleanouts G3023 Septic Disposal Systems G3024 Lift Stations G3025 Packaged Water Waste Treatment Plants G3026 Septic Tanks G3027 Drain Fields
G1020 Site Demolition & Relocation	G1021 Building Demolition G1022 Demolition of Site Components G1023 Relocation of Building & Utilities G1024 Utilities Relocation	G3030 Storm Sewer	G3031 Piping G3032 Manholes G3033 Headwalls & Catch Basins G3034 Lift Stations G3035 Retention Ponds G3036 Ditches & Culverts
G1030 Site Earthwork	G1031 Site Grading Excavation G1032 Borrow Fill G1033 Soil Stabilization & Treatment G1034 Site Dewatering G1035 Site Shoring G1036 Embankments G1037 Erosion Control	G3040 Heating Distribution	G3041 Steam Supply G3042 Condensate Return G3043 Hot Water Supply System G3044 Pumping Stations
G1040 Hazardous Waste Remediation	G1041 Removal of Contaminated Soil G1042 Soil Restoration & Treatment	G3050 Cooling Distribution	G3051 Chilled Water Piping G3052 Wells for Cooling/Heating G3053 Pumping Stations G3054 Cooling Towers on Site
G2010 Roadways	G2011 Bases and Sub-Bases G2012 Paving & Surfacing G2013 Curbs Gutters & Drains G2014 Guardrails and Barriers G2015 Painted Lines G2016 Markings & Signage G2017 Vehicular Bridges	G3060 Fuel Distribution	G3061 Fuel Piping G3062 Fuel Equipment G3063 Fuel Storage Tanks G3064 Fuel Dispensing Stations
G2020 Parking Lots	G2021 Bases and Sub-Bases G2022 Paving & Surfacing G2023 Curbs, Rails & Barriers G2024 Parking Booths & Equipment G2025 Markings & Signage	G3090 Other Site Mechanical Utilities	G3091 Industrial Waste Systems G3092 POL (Petroleum Oil & Lubricants) Distribution Systems
G2030 Pedestrian Paving	G2031 Paving & Surfacing G2032 Edging G2033 Exterior Steps G2034 Pedestrian Bridges	G4010 Electrical Distribution	G4011 Substations G4012 Overhead Power Distribution G4013 Underground Power Distribution
G2040 Site Development	G2041 Fences & Gates G2042 Retaining Walls G2043 Terrace & Perimeter Walls G2044 Signage G2045 Site Furnishings G2046 Fountains, Pools, & Watercourses G2047 Playing Fields G2048 Flagpoles G2049 Miscellaneous Structures	G4020 Site Lighting	G4021 Fixtures & Transformers G4022 Poles G4023 Wiring Conduits & Ductbanks G4024 Site Lighting Controls
G2050 Landscaping	G2051 Fine Grading & Soil Preparation G2052 Erosion Control Measures G2053 Top Soil and Planting Beds G2054 Seeding and Sodding G2055 Planting G2056 Planters G2057 Irrigation Systems G2059 Other Landscape Features	G4030 Site Communication & Security	G4031 Site Communications Systems G4032 Site Security & Alarm Systems
G3010 Water Supply	G3011 Potable Water Distribution and Storage G3012 Non Potable Water Distrib. and Storage G3013 Well Systems G3014 Fire Protection Distribution and Storage G3015 Pumping Stations G3016 Package Water Treatment Plants	G4090 Other Site Electrical Utilities	G4091 Cathodic Protection G4092 Site Emergency Power Generation
		G9010 Service & Pedestrian Tunnels	G9011 Service Tunnels G9012 Trench Boxes G9013 Pedestrian Tunnels
		G9090 Other Site Systems	G9091 Snow Melting Systems



JUDICIAL COUNCIL
OF CALIFORNIA

TRIAL COURT FACILITY MODIFICATION
ADVISORY COMMITTEE

Meeting Date: 07/20/2018

Action Item 9 – Trial Court Facility Modifications Report for Quarter 4 of FY 2017-18

Summary:

Draft of the report to the Judicial Council as an Information-Only item.

Supporting Documentation:

- Trial Court Facility Modifications Report for Quarter 4 of FY 2017-18 Report

Action Requested:

Review and approve the draft for submission to the Judicial Council as an Information-Only item.



JUDICIAL COUNCIL OF CALIFORNIA

455 Golden Gate Avenue · San Francisco, California 94102-3688

www.courts.ca.gov

REPORT TO THE JUDICIAL COUNCIL

For business meeting on: September 20–21, 2018

Title	Agenda Item Type
Court Facilities: Trial Court Facility Modifications Report for Quarter 4 of Fiscal Year 2017–18	Information Only
Submitted by	Date of Report
Trial Court Facility Modification Advisory Committee	July 12, 2018
Hon. Donald Cole Byrd, Chair	Contact
Hon. William F. Highberger, Vice-chair	Mike Courtney, 916-263-2981 mike.courtney@jud.ca.gov Jagan Singh, 415-865-7755 jagandeep.singh@jud.ca.gov

Executive Summary

This informational report to the Judicial Council outlines the allocations of facility modification funding made to improve trial court facilities in the fourth quarter (April through June) of fiscal year (FY) 2017–18. To determine allocations, the Trial Court Facility Modification Advisory Committee (TCFMAC) reviews and approves facility modification requests from across the state in accordance with the council’s *Trial Court Facility Modifications Policy*.

Relevant Previous Council Action

This report is submitted quarterly as required by the council’s *Trial Court Facility Modifications Policy* (see Link A).¹ Most recently, on May 24, 2018, the council received the quarterly report for the third quarter of FY 2017–18 (see Link B).

Analysis/Rationale

Funding decisions during the fourth quarter of FY 2017–18 were based on the prioritization and ranking methodologies of the *Trial Court Facility Modifications Policy*. There are six priority

¹ Per this policy, each quarterly report includes a list of all facility modifications funded during the quarter as well as any reallocation of funds between the funding categories (i.e., facility modification priority categories 1–6).

categories of facility modifications: Priority 1, Immediately or Potentially Critical; Priority 2, Necessary, but Not Yet Critical; Priority 3, Needed; Priority 4, Does Not Meet Current Codes or Standards; Priority 5, Beyond Rated Life, but Serviceable; and Priority 6, Hazardous Materials, Managed but Not Abated. The current level of funding allows the TCFMAC to address only the most critically needed Priorities 1 and 2 and some Priority 3 facility modifications statewide.

Facility modification requests are also reviewed and approved in accordance with the Judicial Council's *Court-Funded Facilities Request Policy* (see Link C). This policy presents the procedure and requirements to allow trial courts to make court-funded facilities requests (CFRs). Trial courts may assist with the funding of certain facilities costs (i.e., facility modifications and lease-related costs) by contributing funds toward urgent facilities costs (not including capital-outlay expenses) through allocation reductions from the Trial Court Trust Fund. Allowable facilities costs that a trial court can fund through a CFR include (a) facility modifications as defined in the *Trial Court Facility Modifications Policy*; (b) court operations costs allowable under rule 10.810 of the California Rules of Court, such as equipment, furnishings, interior painting, flooring replacement or repair, furniture repair, and records storage; and (c) lease-related costs, such as lease payments and operating costs, repairs, and modifications authorized by a lease. CFRs are approved by Judicial Council staff, with the following exceptions, which require TCFMAC review and approval: ongoing operational cost increases to the Judicial Council beyond the initial outlay for the project (e.g., additional utility or maintenance costs); staff concerns about whether the CFR meets the policy's criteria or whether the proposed budget is accurate; and appeals of staff determinations.

Fiscal Impact and Policy Implications

During the fourth quarter of FY 2017–18, the TCFMAC reviewed and approved 228 facility modifications for a total estimated cost of \$3.07 million (see Attachment A). Of these, 58 were Priority 1 facility modifications and 170 were Priority 2 facility modifications. The council's facility modifications program's share of the estimated cost was \$2.73 million, with the effected counties responsible for the balance. Most of these facility modifications involved elevator, roofing, plumbing, and heating, ventilation, and air conditioning repairs or replacements.

In addition, the TCFMAC reviewed and approved a reallocation of funds to Facility Modifications Less than \$100K: \$559,000 from Priority 1 Facility Modifications and \$341,000 in savings from Planned Facility Modifications.

Also, Judicial Council staff approved and the TCFMAC reviewed 13 CFRs in the fourth quarter of FY 2017–18 (see Attachment B).

Completed project spotlights

Below are examples of facility modification projects completed during this quarter.

Priority 2: Roof repair and coating, Chatsworth Courthouse, Los Angeles County

- Repair roof and apply Acrylic coating over the entire roof. Prepare existing roof (approximately 85,270 SF) for repair work and apply reinforced Acrylic coating over the

entire roof to get additional 20-year warranty on the roof. The final project cost was \$1,003,838.



Above: Previous roof in need of repairs

Below: Newly repaired roof with reinforced acrylic coating



Priority 2: Roof replacement, Hall of Justice (East), Santa Clara county

- Removal of the existing roofing to the structural deck and replacing with Class-A fire rated, 80 mil PVC single ply membrane over new insulation for a total area of 14,500 square foot roof. The final project cost was \$1,326,723



Above: Old roofing material (brown) compared to new roofing material (white)
Below: Newly replaced roof



Priority 2: Roof replacement, Civic Center Courthouse, San Francisco county

- Removal of the existing roofing to the structural deck and replacing with Class-A fire rated, 80 mil PVC single ply membrane over new insulation for a total area of 28,000 square foot roof. The final project cost was \$2,433,558.



Above: Old roof
Below: Newly replaced roof



Attachments and Links

1. Attachment A: *TCFMAC-Funded Project List: Quarter 4, Fiscal Year 2017–18*
2. Attachment B: *Court-Funded Facilities Requests (CFRs): Quarter 4, Fiscal Year 2017–18*
3. Link A: *Trial Court Facility Modifications Policy* (revised Dec. 12, 2014),
www.courts.ca.gov/documents/jc-20141212_tcfmp-update.pdf
4. Link B: *Court Facilities: Trial Court Facility Modifications Report for Quarter 3 of Fiscal Year 2017–18* (May 24, 2018),
<https://jcc.legistar.com/View.ashx?M=F&ID=6236135&GUID=77D19F07-00E6-4531-A3DA-A5DDB2C3D5B4>
5. Link C: *Court Facilities: Court-Funded Facilities Request Policy* (Aug. 26, 2016),
<https://jcc.legistar.com/View.ashx?M=F&ID=4625695&GUID=15BB7747-C300-48DA-AA81-5546168A1991>



JUDICIAL COUNCIL
OF CALIFORNIA

TRIAL COURT FACILITY MODIFICATION
ADVISORY COMMITTEE

Attachment A

TCFMAC-Funded Project List
Quarter 4, Fiscal Year 2017-18

#	FM NUMBER	LOCATION	FACILITY NAME	BUILDING ID	PRIORITY	SHORT TITLE	PRELIMINARY ESTIMATE	FACILITY MODIFICATION PROGRAM SHARE OF PRELIMINARY ESTIMATE	FACILITY MODIFICATION PROGRAM SHARE % OF COST
1	FM-0061830	Los Angeles	Van Nuys Courthouse East	19-AX1	1	Interior Finishes - Replace one (1) 1/4" grey glass 48" x 117 3/8" window that was broken. Work will require a high lift. An exterior metal louver fell from exterior of the building.	\$ 2,467	\$ 2,213.89	89.74
2	FM-0061881	Los Angeles	Norwalk Courthouse	19-AK1	1	Interior Finishes Replace (1) fallen 1'x1' ceiling tile has fallen in 7th floor secured hallway near the Judge's Elevator. Set up (1) containment (4x4x8h) with single decon chamber. Ceiling tile fell due to seismic vibration in area. ACM working environment	\$ 2,500	\$ 2,125.75	85.03
3	FM-0061884	Los Angeles	Pasadena Courthouse	19-J1	1	Plumbing -2" CI pipe above 1st floor jury room is leaking. Twelve (12) 2' x 2' ceiling tiles are wet and a 12' x 12' area of carpet in jury room. Water travelled to the basement, where a 12' x 12' area of carpet is wet. The basement has an open ceiling. 2 inch cast iron drain pipe failed on floor #1 causing water to penetrate to the basement level. Plumbing repairs and remediation performed under ACM conditions.	\$ 30,275	\$ 20,995.71	69.35
4	FM-0061892	Los Angeles	West Covina Courthouse	19-X1	1	County Managed: HVAC - Replace failed controller that regulates water flow to the Carrier chiller. This is one of two (2) chillers that supplies the Building HVAC and the controller is Proprietary Equipment.	\$ 5,479	\$ 5,479.00	100
5	FM-0061893	Los Angeles	Compton Courthouse	19-AG1	1	Roof-Rain water leaked through from roof to twelfth floor secure hallway. Ten (10) 1' x 1' ceiling tiles are wet and approximately 5 GL of water is on tile floor by department 261. Water has seeped under door into the adjacent jury assembly room	\$ 2,500	\$ 1,653.25	66.13
6	FM-0061903	Los Angeles	Norwalk Courthouse	19-AK1	1	Plumbing -6th floor secure men's restroom urinal overflowed, spilling category 3 water. Water flowed down to the 5th floor men's secure restroom. Water affected 6' x 6' area of hard ceiling and flowed onto the floor. Erected (1) critical barrier.- Erected (1) 70"x90" Critical Barrier, (1) Decon Chamber, (1) 36"x36" water diverter; Applied Detergent, Disinfectant, Rinsed and Sanitized	\$ 2,500	\$ 2,125.75	85.03
7	FM-0061909	Los Angeles	Pasadena Courthouse	19-J1	1	Vandalism - Replace damaged plaster in 1'x1' hole in wall, damaged by an in-custody punching the wall. Environmental remediation contractor conducted testing and installed door barrier due to positive ACM results. Clearance testing conducted and approved by FACS for re-occupancy.	\$ 3,500	\$ 3,500.00	100
8	FM-0061927	Los Angeles	El Monte Courthouse	19-O1	1	Elevators, Escalators, & Hoists - Elevator technician identifies broken (1) hall door lock contact and replaced. Elevator #3 stopped and not responding on 1st floor with doors open, no entrapment.	\$ 2,627	\$ 2,627.00	100
9	FM-0061931	Stanislaus	Modesto Main Courthouse	50-A1	1	Plumbing - Replace broken 1 inch domestic hot-water pipe in 1st floor public women's room and approximately 20 ceiling tiles in the basement - pipe broke and sprayed water onto floor and ceiling below.	\$ 4,330	\$ 4,330.00	100
10	FM-0061935	Riverside	Southwest Justice Center	33-M1	1	Plumbing -Replace leaking pipe-Domestic water line feeding multiple public restrooms has developed several leaks flooding the restrooms and Sheriff's ladies locker room. Emergency service is required to stop leak and flooding.	\$ 7,075	\$ 5,405.30	76.4
11	FM-0061943	Los Angeles	El Monte Courthouse	19-O1	1	Elevators- Replace (1) MFT timer that has is malfunctioned on Public Elevator #2 causing intermittent stoppages. MFT timer relay will be replaced and installed due to wear and tear	\$ 2,500	\$ 2,500.00	100
12	FM-0061946	Los Angeles	San Fernando Courthouse	19-AC1	1	Plumbing - Hard lid ceiling in 3rd Floor Men's Public restroom collapsed due to leak from 4th Floor Men's Public restroom. 4'x4' section of ceiling fallen; leak from yet unknown source. Known ACM environment.	\$ 6,000	\$ 5,004.60	83.41



JUDICIAL COUNCIL
OF CALIFORNIA

TRIAL COURT FACILITY MODIFICATION
ADVISORY COMMITTEE

Attachment A

TCFMAC-Funded Project List
Quarter 4, Fiscal Year 2017-18

#	FM NUMBER	LOCATION	FACILITY NAME	BUILDING ID	PRIORITY	SHORT TITLE	PRELIMINARY ESTIMATE	FACILITY MODIFICATION PROGRAM SHARE OF PRELIMINARY ESTIMATE	FACILITY MODIFICATION PROGRAM SHARE % OF COST
13	FM-0061947	Alameda	Wiley W. Manuel Courthouse	01-B3	1	Plumbing - P1 flood response - Main sewer line has failed - Replace approx. 15 feet of cracked cast iron sewer piping located in ceiling at 18 feet above floor level – Enovity engineers performed clear water extraction dried approximately twenty square feet of carpet and replaced an equal amount of ceiling tile in sheriff's office area.	\$ 11,979	\$ 11,979.00	100
14	FM-0061954	Los Angeles	Compton Courthouse	19-AG1	1	Electrical- Emergency diesel generator is leaking fuel and equipment may not run in case of an emergency. Replaced (24) Fuel transfer lines, flushed oil pan, added 30 gallons of oil, and replaced (4) oil filters.	\$ 11,935	\$ 7,892.62	66.13
15	FM-0061973	Los Angeles	Compton Courthouse	19-AG1	1	HVAC - Replace defective cold deck damper 19x22 and a defective hot deck damper 15x 22. Replace both dampers and install (2) 8-13# actuators and 10ft copper tubing for pneumatic air and insulation of the VAV box.	\$ 2,500	\$ 1,653.25	66.13
16	FM-0061980	Los Angeles	Monrovia Training Center	19-N1	1	Plumbing - Replace (1) Leaking Gas valve and (2) black pipe fittings and (1) black pipe union. Leaks were caused corroding valve and fittings	\$ 2,500	\$ 2,500.00	100
17	FM-0061982	Los Angeles	Compton Courthouse	19-AG1	1	HVAC – Replace failed flow switch that caused Boiler #4 leaking in Mechanical Room penetrating down to Dept. 260. Approximately 35 gallons of water lost affecting ceiling tile and carpet in known ACM environment. Area was isolated and remediation protocols followed including containment and abatement.	\$ 2,500	\$ 2,500.00	100
18	FM-0061798	El Dorado	Main St. Courthouse	09-A1	1	HVAC - Trouble shoot chiller failure. Located a refrigerant leak at a flare union and replaced the fitting. Recharged the chiller with 30lbs. of R-22 refrigerant. Returned the equipment to service. Re-checked for leaks and proper operation.	\$ 3,567	\$ 3,567	100
19	FM-0061987	Merced	Main Merced Courthouse	24-A8	1	Fire -Life-Safety - Correction to deficiencies in court building identified during project review by fire inspector. Upgrades required to bring building into compliance. Installing a smoke detector in Room M135. Changing candela ratings on devices listed by AHJ. Revising drawings showing changes to battery calculations and addressing missing strobe devices B8 and B9.	\$ 20,000	\$ 20,000	100
20	FM-0061992	Los Angeles	Compton Courthouse	19-AG1	1	HVAC - Entire 6th floor has no heat; AHU 3-way valve has failed restricting airflow. Replaced (1) 3 way 1 inch control valve, (2) 2 inch ball valves, (3) 2 inch dielectric unions, (1) valve actuator, (1) 2 inch strainer, and 10 ft. of 2 inch piping. Conducted environmental testing, and removed identified ACM insulation on piping.	\$ 2,500	\$ 2,500	100
21	FM-0061994	Madera	New Madera Courthouse	20-F1	1	Fire Protection - Replace faulty variable frequency drive for smoke exhaust fan #2 (SEF-2) - Drive is integral to operation of smoke exhaust system.	\$ 5,269	\$ 5,269	100
22	FM-0061998	Santa Barbara	Figuroa Division	42-B1	1	HVAC - Replace leaking solenoid valve, site glass and 2 drier cores for Chillers 1 and 2 - refrigerant found to be at unacceptable levels and present shutdown and further damage to chiller units if faulty parts not restored and leaking parts replaced.	\$ 15,188	\$ 15,188	100
23	FM-0062014	Santa Clara	Hall of Justice (East)	43-A1	1	Fire Protection - Fire main piping is corroded and leaking caused the system to fail - - Replaced (1) 6-inch fire main pipe above ceiling of holding cell work station three. Install approx. 10' of new piping - Currently affecting the court fire protection capability.	\$ 6,806	\$ 6,806	100



JUDICIAL COUNCIL
OF CALIFORNIA

TRIAL COURT FACILITY MODIFICATION
ADVISORY COMMITTEE

Attachment A

TCFMAC-Funded Project List
Quarter 4, Fiscal Year 2017-18

#	FM NUMBER	LOCATION	FACILITY NAME	BUILDING ID	PRIORITY	SHORT TITLE	PRELIMINARY ESTIMATE	FACILITY MODIFICATION PROGRAM SHARE OF PRELIMINARY ESTIMATE	FACILITY MODIFICATION PROGRAM SHARE % OF COST
24	FM-0062017	Los Angeles	Compton Courthouse	19-AG1	1	HVAC - Erect (1) 5'x20'x9' containment, (1) Decon Chamber, remove & replace (28) 1'x1' Ceiling Tiles. Replace (1) 15-3/4" damper & (1) 19-3/4" damper, (2) damper actuators, (1) pneumatic thermostat. 6th Floor Dept. 14 VAV is not operating causing inconsistent temperatures in the affected area.	\$ 2,500	\$ 2,500	100
25	FM-0062018	Los Angeles	Burbank Courthouse	19-G1	1	Elevators -Custody elevator#3 - Replace the following defective parts, (3) fuses and (1) ground cab wire#3, causing elevator not to function and impacting court operations.	\$ 2,500	\$ 2,500	100
26	FM-0062019	Los Angeles	Airport Courthouse	19-AU1	1	Elevators, Escalators, & Hoists - Replace (1) Elevator Drive on Judge's Elevator, re-program, test for operation, and put back into service. Judge's Elevator stopping and hesitating upon reaching floors. This poses potential entrapment and safety issue.	\$ 52,974	\$ 52,974	100
27	FM-0062020	Los Angeles	Michael D. Antonovich Antelope Valley Courthouse	19-AZ1	1	HVAC - Replace (1) defective VFD for Supply fan for AHU-3. Air Handler Unit #3 is not operational and impacting the HVAC for the south section of the building	\$ 5,000	\$ 5,000	100
28	FM-0062022	Los Angeles	West Covina Courthouse	19-X1	1	County Managed - Fire Protection Replace (2) gauges for downstairs risers, eight (8) 1.5" Polyflex fire hoses, and one (1) 1.5" Fire hose valve. To have System certified per Fire Code Regulation #19.	\$ 4,151	\$ 4,151	100
29	FM-0062028	Los Angeles	Stanley Mosk Courthouse	19-K1	1	Plumbing - Replace (1) 1/2" Angel Stop, drain riser from 6th to 8th flr, abate and replacement of 15 square feet of vct flooring and mastic. Disinfect Bacteria Contamination on 20sf ceiling tiles, 10sf carpet flooring and 1-wood table, clear drain to allow proper drainage. Water intrusion caused by a leaking drinking water fountain causing the water to continuously run overwhelming the drain. Affected area 2nd floor Secure Corridor and 1st floor Rm 111. Work performed in known ACM Environment.	\$ 2,432	\$ 2,365	97.26
30	FM-0062029	Alameda	Fremont Hall of Justice	01-H1	1	HVAC – Boilers 1 and 2 off line - Replace onboard failed low water cutoff control board - Specialized vendor with high efficiency boiler diagnostic equipment was required to determine what had failed and was causing the boilers shutdown - Court impact due to complete loss of heating capacity.	\$ 7,927	\$ 7,927	100
31	FM-0062032	Los Angeles	Compton Courthouse	19-AG1	1	Fire Protection - Fuel distribution is not acceptable to the fire pumps - Install a temporary fuel system to adequately supply fuel to the two fire pumps in the penthouse. Work will include a temporary 500 gallon sual wall fuel storage tank, new double wall piping to the existing fuel lines and installing in line fuel pumps to push fuel to the penthouse	\$ 82,663	\$ 54,665	66.13
32	FM-0062044	Los Angeles	El Monte Courthouse	19-O1	1	Elevators-Public elevator #2 -Replace (1) dampering motor, elevator is current not in operation. This building only has 2 public elevators.	\$ 7,597	\$ 4,415	58.12
33	FM-0062049	Los Angeles	Pomona Courthouse South	19-W1	1	HVAC - Replace (1) blower wheel for Air Handling Unit #3.Air Handling Unit#3 had to be shut down and impacting the HVAC building system.	\$ 12,951	\$ 12,951	100



JUDICIAL COUNCIL
OF CALIFORNIA

TRIAL COURT FACILITY MODIFICATION
ADVISORY COMMITTEE

Attachment A

TCFMAC-Funded Project List
Quarter 4, Fiscal Year 2017-18

#	FM NUMBER	LOCATION	FACILITY NAME	BUILDING ID	PRIORITY	SHORT TITLE	PRELIMINARY ESTIMATE	FACILITY MODIFICATION PROGRAM SHARE OF PRELIMINARY ESTIMATE	FACILITY MODIFICATION PROGRAM SHARE % OF COST
34	FM-0062066	Santa Clara	Morgan Hill Courthouse	43-N1	1	Exterior shell - Excessive air pressure under roof membrane - Install (2) air release vent in failed roof membrane - Seal (2) second floor failed window ledge sealant - Install (1) tie off bracket to access window - Replace (3) vent pipes due to excessive air pressure - install (1) access hatch to hard deck ceiling to access piping - currently compromising the courts exterior shell.	\$ 11,360	\$ 11,360	100
35	FM-0062073	Los Angeles	Stanley Mosk Courthouse	19-K1	1	Plumbing - Leak replaced 2, two inch isolation ball valves, removed and replaced 2 faucet stems on the hot & cold in janitorial closet faucet on the 2nd floor. Hot and cold risers drained and restored to complete the work. Including remediation containment and drying equipment, Poly 6 mil cover over carpet, water leaked inside wall on second floor, into rooms 243C, 241H, and down to room 119.	\$ 2,500	\$ 2,500	100
36	FM-0062089	Los Angeles	Compton Courthouse	19-AG1	1	Interior Finishes - Emergency Board-up of (1) 30"x72" window after pane fell out due to high wind. Replace (3) 30"x72" Bronze Glass window panels with assistance of high boom lift. (1) Glass window panel fell out and while boarding up it is was discovered (2) more badly cracked and replaced to prevent a repeat occurrence.	\$ 5,000	\$ 5,000	100
37	FM-0062094	Los Angeles	Santa Monica Courthouse	19-AP1	1	Plumbing - Water leak above ceiling Lock-Up Rooms 108A & 108B, replaced (6) 9 inch X 9 Inch VCT tiles, replaced app. 3 ft. of 2-inch pipe on the chilled water loop, remove and replace Insulation on exposed chilled water pipe. Abated and removed 10 linear ft. of pipe insulation to expose the leak coming from the 2-inch domestic water line, erected containments. (7) critical barriers (40 inch x 80 inch) on main doors, ACM environmental protocol required.	\$ 2,500	\$ 2,500	100
38	FM-0062095	Los Angeles	Compton Courthouse	19-AG1	1	HVAC - 6th floor replaced the cold deck damper, 16x19 7/8 x5, and hot deck damper, 16x15 7/8. Installed (2) 8-13# actuators and 12ft of copper tubing for pneumatic air and insulated the VAV box. Installed a 14x14 access panel on side of VAV box, calibrated pneumatic thermostat with new dampers and actuators. 6th floor Dept. 9 is non responsive to T-Stat Signal.	\$ 2,500	\$ 2,500	100
39	FM-0062115	Placer	Bill Santucci Justice Center	31-H1	1	Fire Protection - The mother board in the fire control panel has failed. Fire watch is required until the new board is obtained, installed, and programmed.	\$ 20,000	\$ 20,000	100
40	FM-0062118	Los Angeles	Chatsworth Courthouse	19-AY1	1	Plumbing - Replace (1) 3" No Hub Flange on 3 cast iron pipe for the Sewage Injector Pump. No hub flange failed causing the cast iron pipe to separate and spill sewage in the mechanical room. Environmental and remediation performed under P1	\$ 5,000	\$ 5,000	100
41	FM-0062132	Los Angeles	Eastlake Juvenile Court	19-R1	1	County Managed - HVAC - Repairs in Dept 201 judges chamber due to steam condensate return leak. LAISD conducted remediation of hazardous materiel of walls and removal of ceiling tiles during the repair of condensate line.	\$ 9,587	\$ 9,587	100
42	FM-0062134	Los Angeles	Airport Courthouse	19-AU1	1	Elevators, Escalators, & Hoists- Replace corrupted CPU Boards and Software, download new software in Freight Elevator. Existing CPU Board failed and software corrupted causing elevator to not operate.	\$ 16,034	\$ 12,373	77.17



#	FM NUMBER	LOCATION	FACILITY NAME	BUILDING ID	PRIORITY	SHORT TITLE	PRELIMINARY ESTIMATE	FACILITY MODIFICATION PROGRAM SHARE OF PRELIMINARY ESTIMATE	FACILITY MODIFICATION PROGRAM SHARE % OF COST
43	FM-0062136	Santa Clara	Palo Alto Courthouse	43-D1	1	HVAC – The basement HVAC Exhaust fan that serves the entire building failed due to age– Replace 12000 CFM Dual fan exhaust. Includes welds to (1) stock shaft piece to existing shaft, new bearing and pulley, and connect to duct work. Rigging was needed to remove old and install new fan. Affecting the buildings HVAC exhaust system.	\$ 36,006	\$ 36,006	100
44	FM-0062140	Riverside	Hall of Justice	33-A3	1	Plumbing - Holding - Remove and replace two (2) failed sewage ejector pumps, located in the in-custody holding of the courthouse, with two (2) new Tsurumi 3ph cutter pumps. The original pumps were tested and found unrepairable with temporary pumps in place to ensure building operation. Work includes cleanout of ejector tank, removal of debris.	\$ 27,144	\$ 27,144	100
45	FM-0062146	Los Angeles	Norwalk Courthouse	19-AK1	1	Plumbing - Replace one (1) defective low water board on the Domestic Hot Water Boiler. Attempted to reset and restart; boiler unresponsive to reset signal. Only Hot Water boiler in Courthouse; No Hot Water service to building.	\$ 2,500	\$ 2,500	100
46	FM-0062147	Los Angeles	Pasadena Courthouse	19-J1	1	Plumbing - Water leaked from a cracked 4" expansion line in the 3rd floor Women's restroom. Impacting Room 213 Probation Office(2nd Floor); affecting (130) 1'x1' ceiling tiles, (150) Sq. Ft. floor, (25) gal. water extracted. Leaking into ceiling of 1st Floor Room 100; affecting (4) 2'x2' Ceiling tiles wet; No water leaking to floor. Replaced one (1) 4" expansion line, (134) ceiling tiles. Containment and environmental cleaning had to be performed.	\$ 2,500	\$ 2,500	100
47	FM-0062148	Los Angeles	Stanley Mosk Courthouse	19-K1	1	Plumbing - Category 3 water remediation due to toilet overflow. Eight (8) gallons of water in 9th floor employee restroom. Water seeped down to department 87 on 8th floor. A 3' x 3' area of carpet and two (2) 2' x 2' ceiling tiles are wet. HEPA equipped vacuums utilized to remediate and disinfect all affected surfaces and disposed of properly in accordance with all state, local and federal regulations that pertain to bacterial disposal practices	\$ 2,500	\$ 2,500	100
48	FM-0062157	Los Angeles	Compton Courthouse	19-AG1	1	Plumbing – Repaired defective drain pipe, replaced 10 ft of 4 inch cast iron pipe, (1) 4 inch combe, (4) 4 inch heavy weight couplings. Remediation performed for ACM and bacterial clean-up., completed build back of ceiling, total 70 1x1 ceiling tiles. Ceiling leaking into 8th Floor Southwest public hallway	\$ 1,653	\$ 1,093	66.13
49	FM-0062158	San Diego	County Courthouse	37-A1	1	Plumbing - Replaced two (2) 4' x 2' ceiling tiles, tightened hot water line coupling, set-up 10' x 10' x 10' containment, clean-up all surfaces, removed fallen debris, extracted water from carpet, and performed environmental air testing within known ACM area. A Loose hot water line coupling caused water to leak and saturate ceiling tiles and fall onto D44 Judge's Chambers.	\$ 6,303	\$ 6,303	100
50	FM-0062164	Los Angeles	Clara Shortridge Foltz Criminal Justice Center	19-L1	1	HVAC - Replaced failed shut off valves, remediated and replaced eighty (80) square feet of ACM 4" Pipe Elbow Insulation. AHU-14-4 Chilled Water line leaking due to excessive deterioration.	\$ 5,000	\$ 5,000	100
51	FM-0062165	Santa Cruz	Watsonville Courthouse	44-B2	1	Fire Protection - Fire door failed - Restrung (1) sash chain on rolling steel fire door - Reset Fire Fly system - Align drive side gears and retention chain - Perform complete operational and drop test.. – The court is unable to secure the public counters and this is a Fire life safety issue	\$ 7,187	\$ 7,187	100



JUDICIAL COUNCIL
OF CALIFORNIA

TRIAL COURT FACILITY MODIFICATION
ADVISORY COMMITTEE

Attachment A

TCFMAC-Funded Project List
Quarter 4, Fiscal Year 2017-18

#	FM NUMBER	LOCATION	FACILITY NAME	BUILDING ID	PRIORITY	SHORT TITLE	PRELIMINARY ESTIMATE	FACILITY MODIFICATION PROGRAM SHARE OF PRELIMINARY ESTIMATE	FACILITY MODIFICATION PROGRAM SHARE % OF COST
52	FM-0062167	San Diego	County Courthouse	37-A1	1	Elevators- Replace one (1) S11 board and installed 6 new amp traps (fuses) on Public Elevator #N2. N2 Elevator became stuck on the 3rd floor and not responding to calls, doors remained closed with no entrapments.	\$ 3,429	\$ 2,655	77.42
53	FM-0062175	Los Angeles	Van Nuys Courthouse West	19-AX2	1	Elevators -Replace (1) defective edge board for Elevator #4. Elevator#4 has stopped on 4th Floor and the defective edge board was found after an analysis. This is currently impacting court operations.	\$ 5,000	\$ 5,000	100
54	FM-0062180	Alameda	Hayward Hall of Justice	01-D1	1	Plumbing – Cast Iron and Copper Waste Pipe failed and is leaking in 1st floor Courtrooms - Remove concrete around drain to allow approx. (6) fittings and (10') of pipe to be replaced. Erect ceiling support scaffolding in courtroom - Install planks above ceiling supports to provide access - - Water Pipe Leak - Remove insulation and replace multiple areas of pipe leaking .	\$ 26,106	\$ 26,106	100
55	FM-0062185	Santa Clara	Palo Alto Courthouse	43-D1	1	Interior Finishes - Door hardware failed and is not functioning - Replace (2) crash bar exit devices for courtroom doors, includes new locking mechanism.	\$ 7,356	\$ 7,356	100
56	FM-0062191	Los Angeles	El Monte Courthouse	19-O1	1	Elevators -Re-build generator for judges elevator #5 and take to shop to refurbish. Rewind, dip, and bake stator. Rewind armature. Bore and machine bearings housing. Replace bearings and bushings. Return and re-install generator. Elevator was stuck on 1st floor and not responding.	\$ 52,349	\$ 52,349	100
57	FM-0062192	Orange	Central Justice Center	30-A1	1	Fire Protection - Remove and replace one SIGA-270 Pull Station and MBA1024 Fire Bell. A fire sprinkler burst inside the basement steam room creating steam and causing multiple other fire sprinklers to burst. An area of about 30,000 square feet in the basement flooded causing water damage. Restoration and clean-up required to dry out the basement and return it to operational.	\$ 10,652	\$ 9,711	91.17
58	FM-0062050	Los Angeles	Clara Shortridge Foltz Criminal Justice Center	19-L1	1	Electrical - Replace (1) failed 4160 V transformer. Required 1 week rental & installation of 1-Megawatt temporary generator to restore lighting and HVAC. Building power loss due to failed transformer in sub-level electrical room. Air Handler Units to entire building 19 floors and lighting on West side building impacted. ACM testing required due to Soffit removal, needed for accessibility for electricians and removal/installation of transformer.	\$ 445,864	\$ 445,864	100.00
59	FM-0061230	Calaveras	Calaveras Superior Court	05-C1	2	Exterior - Replace one approx. 4x6ft section of glass balcony panel - Glass has shattered. The glass has to be replaced because of safety regulations, as workers have to go to access the area for landscaping maintenance.	\$ 6,231	\$ 6,231	100.00
60	FM-0061249	San Francisco	Civic Center Courthouse	38-A1	2	Fire Protection - replaced failed duct detectors (2), photo sensors (12), strobes(4) and dialer; Failed fire devices are causing false alarms and evacuations.	\$ 19,876	\$ 19,876	100.00
61	FM-0061387	Los Angeles	Compton Courthouse	19-AG1	2	Exterior Shell – Repair and restore 50 benches approximately 1,000 SF of exterior bench seating extensive graffiti etching, splinters and missing slats/screws. Multiple reports of personnel getting cuts, and ripping there clothing due to the damage. Splinters on benches continue to causing a safety concern to public, and staff.	\$ 33,059	\$ 21,862	66.13



#	FM NUMBER	LOCATION	FACILITY NAME	BUILDING ID	PRIORITY	SHORT TITLE	PRELIMINARY ESTIMATE	FACILITY MODIFICATION PROGRAM SHARE OF PRELIMINARY ESTIMATE	FACILITY MODIFICATION PROGRAM SHARE % OF COST
62	FM-0061836	San Diego	South County Regional Center	37-H1	2	COUNTY MANAGED-PLUMBING- County project MM18731-Both domestic hot water tanks are in failure mode and an attempt to have them repaired (relined) was not feasible. Two 1,200 gal domestic hot water storage tanks serving the center have deteriorated and are beyond repair and need to be replaced. Demolish the 2 existing hot water storage tanks; provide and install 2 new 1,200 gal tanks with new pipe connections, isolation valves and insulation	\$ 62,720	\$ 62,720	100.00
63	FM-0061878	Merced	Main Merced Courthouse	24-A8	2	HVAC - Install (4) Magnehelic Differential Pressure Gauges in 2 each Package Air Handler Units - There is no means to actively measure DP across filter bank and as HVAC PM no longer part of service contract, this allows for proper out of cycle filter changes.	\$ 2,887	\$ 2,887	100.00
64	FM-0061880	Alameda	Wiley W. Manuel Courthouse	01-B3	2	Exterior Shell – Window – Replace glass pane which appears to have been broken by a small projectile possibly a bullet – 6.5 foot square three eights thick bronze laminated glass – work to be performed off hours.	\$ 10,160	\$ 8,514	83.80
65	FM-0061885	Orange	Central Justice Center	30-A1	2	Elevators – Judge’s Elevator #6 - Remove and replace the failed controller, door operator, and wiring of elevator #6 with new MCE iControls Controller and GAL MOVFR Door Operator. Since April 2016 the elevator has failed 38 times and with 26 entrapments. Failure to resolve will result in disruption to court operations and Judges being entrapped. The current controller and door operator are proprietary and need to be replaced together; new equipment will be non-proprietary.	\$ 76,288	\$ 76,288	100.00
66	FM-0061887	Orange	Betty Lou Lamoreaux Justice Center	30-B1	2	HVAC – Remove and replace 30ft of leaking 6" fire sprinkler piping, (1) 90 degree elbow, (1) tee and couplings from above cable rack running from the fire pump room to the loading dock. The piping has previously failed in numerous locations requiring separate repairs. Work includes the use of 19ft lift to access piping.	\$ 6,245	\$ 4,993	79.95
67	FM-0061888	Los Angeles	Alhambra Courthouse	19-I1	2	HVAC - Replace five (5) pneumatic controllers for the five (5) air handlers that serve the building. The controllers are not functioning, so it is not possible to control the temperature in the building.	\$ 3,607	\$ 3,102	86.00
68	FM-0061889	Orange	North Justice Center	30-C1	2	Plumbing - Replace 10 linear ft. of 4 inch and 10 linear ft. of 2 inch cast iron pipe above Courtroom N18 chambers. A break in the drain line, above chambers, leaked onto the ceiling tile. There is overspray of fire proofing on the leaking drain line. Vendor to abate 25 square feet of fire proofing material prior to performing the drain line repairs/replacement.	\$ 12,233	\$ 12,233	100.00
69	FM-0061891	San Bernardino	Juvenile Dependency Courthouse	36-P1	2	HVAC - Replace failed 2-ton compressor on Split System for Server Room. Room is too hot due to Split System is no longer working.	\$ 4,383	\$ 2,390	54.53
70	FM-0061894	Butte	Butte County Courthouse	04-A1	2	Vandalism: Vandals broke two panes of glass in the front entry door. The work includes removal of broken glass, filling the door frame with plywood to temporarily secure, order and install tempered replacement panes.	\$ 2,829	\$ 2,829	100.00



JUDICIAL COUNCIL
OF CALIFORNIA

TRIAL COURT FACILITY MODIFICATION
ADVISORY COMMITTEE

Attachment A

TCFMAC-Funded Project List
Quarter 4, Fiscal Year 2017-18

#	FM NUMBER	LOCATION	FACILITY NAME	BUILDING ID	PRIORITY	SHORT TITLE	PRELIMINARY ESTIMATE	FACILITY MODIFICATION PROGRAM SHARE OF PRELIMINARY ESTIMATE	FACILITY MODIFICATION PROGRAM SHARE % OF COST
71	FM-0061896	Los Angeles	Pasadena Courthouse	19-J1	2	HVAC - Refurbish one (1) motor each for the pumps for cooling towers 1 and 2. The pumps are leaking and failing, causing the towers to lose make up water. Cooling towers will fail if pumps are not refurbished.	\$ 14,679	\$ 10,180	69.35
72	FM-0061902	Imperial	Imperial County Courthouse	13-A1	2	HVAC - Replace failed condenser unit, compressor grounded and coil has failed weld joints. System will need to be isolate, lockout tag out of all electrical, Recover refrigerant, install liquid dryer for burnout, check for leaks, charge system with Freon, perform operations check of equipment & system, monitor & record all readings, perform follow up service tell all levels are within factory specs, remove all trash & defective compressor, dispose of refrigerant oils and parts	\$ 3,131	\$ 3,131	100.00
73	FM-0061904	Riverside	Hall of Justice	33-A3	2	Plumbing - Fire Service Backflow - Remove and replace failed 6" fire service backflow located on the Main St. side of the building - #25fz/fs RPDA Wilkins 375DA 6.000 - with new. Previous attempts at long term repairs are no longer holding due to epoxy coating coming off inside of the backflow device. The unit currently leaks and will not pass certification without replacement. Work also includes raising of pipe level to bring up to plumbing code.	\$ 13,440	\$ 13,440	100.00
74	FM-0061907	Los Angeles	Van Nuys Courthouse West	19-AX2	2	Fire Protection - Replace two (2) engine block heaters, including new hoses. Block heaters are no longer functional, which will cause the pump to fail.	\$ 5,105	\$ 4,109	80.48
75	FM-0061910	Monterey	Salinas Courthouse North Wing	27-A1	2	HVAC - Tower blower/shaft and bearings have failed - Provide (1)crane and rigging crew for the new shaft and wheels - Provide and install one (1) new OEM fan shaft - Provide and install three (3) new OEM blower wheels - Install two (2) new shaft bearings - Install (2) new drive sheaves for both motors - Install (2) new driver bushings for both motors - Install (2) new driver sheaves for both fans - Install (2) new drive bushings for both fans - Install (4) new belts - Test for proper operation and return to service - Tower failure is effecting court cooling capacity	\$ 44,928	\$ 44,928	100.00
76	FM-0061912	Sacramento	Gordon Schaber Sacramento Superior Court	34-A1	2	Exterior Finishes - Remove and replace the broken 61" X 121" X 1/4" tempered window in room 611 located on the 6th floor. The window appears to be stressed cracked possibly from an improper original fit. The work includes a crane, 4 Glaziers to install, and replacement of the existing window tint film to match existing. The work to take place after hours.	\$ 8,796	\$ 8,796	100.00
77	FM-0061913	Fresno	Fresno County Courthouse	10-A1	2	Elevators - Remove failing encoder wheel in staff Elevator 4 and replace with new landing control system - Existing rubber wheel is breaking apart and failure will put the car out of service. Wheel is obsolete and updated landing control system will be installed.	\$ 10,642	\$ 10,642	100.00
78	FM-0061914	Tulare	South County Justice Center	54-I1	2	HVAC - Remove leaking chilled water pump. Replace bearings, seals, gaskets, sleeve, slinger. Re-install and re-align - Pump is leaking and must be rebuilt.	\$ 5,694	\$ 5,694	100.00
79	FM-0061916	San Bernardino	San Bernardino Justice Center	36-R1	2	Interior Finishes - Replace ADA door MC521 board and Operator; AAADM Certify. Board and operator on the 1st floor main lobby front ADA entrance doors failed.	\$ 5,264	\$ 5,264	100.00
80	FM-0061918	Orange	Harbor Justice Center-Newport Beach Facility	30-E1	2	Interior - FM - DA Kitchen - Remove and replace 80 SF of vinyl composite tile flooring. The flooring is lifting, cracked, broken, and missing in spaces creating a safety hazard. Work will include abatement of ACM in tile mastic, clearance test, and installation of new flooring.	\$ 7,426	\$ -	0.00



JUDICIAL COUNCIL
OF CALIFORNIA

TRIAL COURT FACILITY MODIFICATION
ADVISORY COMMITTEE

Attachment A

TCFMAC-Funded Project List
Quarter 4, Fiscal Year 2017-18

#	FM NUMBER	LOCATION	FACILITY NAME	BUILDING ID	PRIORITY	SHORT TITLE	PRELIMINARY ESTIMATE	FACILITY MODIFICATION PROGRAM SHARE OF PRELIMINARY ESTIMATE	FACILITY MODIFICATION PROGRAM SHARE % OF COST
81	FM-0061922	Tulare	Dinuba Division of the Tulare Superior Court	54-E1	2	Fire Protection - Remove and replace one damaged addressable heat detector and base and reprogram into fire alarm panel - Heat detector located in plumbing chase in holding cell area is inoperable due to water damage from recent leak in pipe above ceiling.	\$ 2,059	\$ 1,030	50.00
82	FM-0061925	San Bernardino	San Bernardino Justice Center	36-R1	2	Plumbing - Replace 3in Hobley commercial mixing valve and plumbing connections on the domestic hot water line for the lower level. Mixing valve not functioning properly and is not allowing hot water to be distributed throughout holding and the lower level to meet required code of 110 degrees.	\$ 9,676	\$ 9,676	100.00
83	FM-0061926	San Bernardino	San Bernardino Courthouse	36-A1	2	Elevators, Escalators, & Hoists - Replace contacts, relays, and elevator control handle. Additional labor hours for troubleshooting of existing elevators. Elevator is very old and parts are not readily available.	\$ 6,822	\$ 6,525	95.64
84	FM-0061928	Orange	Betty Lou Lamoreaux Justice Center	30-B1	2	EXTERIOR SHELL - Replace the failed 18' barrel and springs for the bus bay roll up door. The Sheriff's Department reported the roll up door would not close and had to be manually lowered to secure. Action Door identified a failed barrel and springs and advised they need to be replaced for the door to operate properly.	\$ 6,377	\$ 5,098	79.95
85	FM-0061932	Stanislaus	Hall of Records	50-A2	2	Interior - Safety - Resurface (6) 4-ft wide steps (24linear feet) in public hallway basement level - stairs have damaged areas that require resurfacing, documented trip from public	\$ 5,364	\$ 5,364	100.00
86	FM-0061933	Merced	Main Merced Courthouse	24-A8	2	Fire Protection - Replace failed power supply for fire alarm control panel NAC#2 - unit has failed and needs to be replaced.	\$ 3,454	\$ 3,454	100.00
87	FM-0061937	Alameda	Hayward Hall of Justice	01-D1	2	HVAC - Boiler off line - Replace failed inline flow switch - Specialized vendor with high efficiency boiler diagnostic equipment was required to determine what had failed and was causing multiple error or fault codes - Court impact due to reduction of heating capacity.	\$ 3,204	\$ 2,829	88.30
88	FM-0061938	Butte	Butte County Courthouse	04-A1	2	HVAC - Replace failed furnace section draft motor multizone unit 3 om3729 - replace failed furnace section draft motor multizone unit 3 om3729	\$ 992	\$ 992	100.00
89	FM-0061940	Los Angeles	Whittier Courthouse	19-AO1	2	Exterior shell -Replace all the black aluminum letters on the front of the building. Letters were stolen off of the building.	\$ 3,319	\$ 2,869	86.43
90	FM-0061944	Los Angeles	Norwalk Courthouse	19-AK1	2	Elevators, escalators, & hoists - Replace the selector board for public elevator #4. Selector has failed and elevator is not functioning.	\$ 3,038	\$ 2,583	85.03
91	FM-0061945	Alameda	Hayward Hall of Justice	01-D1	2	Fire Protection – Replace failed Fire Alarm Panel (FAP) printer data cable - Correct multiple faults on FAP - (1) Ground Fault, and (2) Com Error - Specialty vendor required to trouble shoot and repair - FAP needs to be fully functional	\$ 6,059	\$ 5,350	88.30
92	FM-0061948	Los Angeles	Whittier Courthouse	19-AO1	2	Elevators - Replace (1) CPU battery to address building emergency power issue. Custody Elevator stuck in basement and not responding to calls.	\$ 5,540	\$ 5,540	100.00
93	FM-0061950	San Bernardino	San Bernardino Justice Center	36-R1	2	Fire Protection - Fire Pump #1 replace failed bearings, seals and packing. Fire pump bearings have failed and seals/packing are leaking.	\$ 7,213	\$ 7,213	100.00



JUDICIAL COUNCIL
OF CALIFORNIA

TRIAL COURT FACILITY MODIFICATION
ADVISORY COMMITTEE

Attachment A

TCFMAC-Funded Project List
Quarter 4, Fiscal Year 2017-18

#	FM NUMBER	LOCATION	FACILITY NAME	BUILDING ID	PRIORITY	SHORT TITLE	PRELIMINARY ESTIMATE	FACILITY MODIFICATION PROGRAM SHARE OF PRELIMINARY ESTIMATE	FACILITY MODIFICATION PROGRAM SHARE % OF COST
94	FM-0061956	Merced	New Los Banos Courthouse	24-G1	2	Electrical - Replace faulted wire in underground conduit to back parking lot lighting - burned wire in conduit was causing main building circuit breaker to trip intermittently	\$ 2,832	\$ 2,832	100.00
95	FM-0061957	Los Angeles	Downey Courthouse	19-AM1	2	Vandalism - Replace (1) 41"x48-1/2"x13/16" clear laminated glass panel in the existing steel frame with security screws. Glass broken by in-custody.	\$ 2,383	\$ 1,995	83.70
96	FM-0061958	Los Angeles	Compton Courthouse	19-AG1	2	Fire Protection - Replace one (1) water pump, one (1) cooler base, and associated gaskets for water cooler pump for fire pump #1. Water pump is leaking and is not able to keep the fire pump cool. This could cause the fire pump to fail.	\$ 5,567	\$ 3,681	66.13
97	FM-0061964	Los Angeles	Compton Courthouse	19-AG1	2	HVAC - Rebuild Boiler #5 Recirculating Pump. Boiler #5 is currently off-line due to excessive leaking from pump seals.	\$ 3,989	\$ 2,638	66.13
98	FM-0061967	Sacramento	Gordon Schaber Sacramento Superior Court	34-A1	2	Plumbing - Health and Safety - In the courthouse deli the flooring and concrete have deteriorated at a floor drain because of poor drainage causing a health issue and tripping hazard. The work includes replacing and lowering the floor drain, remove and replace the deteriorated concrete around the floor drain, and install new floor tiles as required to bring to compliance.	\$ 3,227	\$ 3,227	100.00
99	FM-0061968	Los Angeles	Inglewood Courthouse	19-F1	2	Plumbing-Replace one (1) lav sink with one (1) 18" penal ware lav sink with air control valves. Water supply valves are not functioning and obsolete lav is unable to be repaired.	\$ 3,941	\$ 2,938	74.56
100	FM-0061970	Los Angeles	Michael D. Antonovich Antelope Valley Courthouse	19-AZ1	2	HVAC-Replace one (1) 7.5 Hp ABB VFD for exhaust fan #11. VFD has failed and fan is not working.	\$ 3,474	\$ 2,554	73.51
101	FM-0061971	Los Angeles	Airport Courthouse	19-AU1	2	Plumbing - Remove accumulated debris from custody sump pit and repair non-operational sump blocked with custody lunch waste. Debris has caused sump to seize. As a result, the odor and insect infestation have increased. Vacuum truck required to access seized pump.	\$ 4,350	\$ 3,357	77.17
102	FM-0061972	Tulare	South County Justice Center	54-I1	2	Plumbing - From the existing 3-way chilled water valve, disconnect and remove two existing failed 6 butterfly valves and joining linkages from actuator and replace the two butterfly valves with factory parts (body, seal, disc and stem on each) - Existing 3-way chilled water valve is leaking and inoperable.	\$ 9,787	\$ 9,787	100.00
103	FM-0061977	San Diego	Kearny Mesa Court	37-C1	2	Grounds and Parking Lot - Replace damaged underground PVC conduit and wire between the two parking lot light poles. No power to two light poles, underground wire/conduit is broken and causing breaker to trip. Break/damage was discovered and pinpointed using camera to trace line.	\$ 17,212	\$ 17,212	100.00
104	FM-0061983	Los Angeles	Chatsworth Courthouse	19-AY1	2	Fire Protection - Replace defective / discontinued First Floor Pre-Action System. Existing system failed; ball valve jammed not responding on "Fire Call".	\$ 11,421	\$ 9,571	83.80
105	FM-0061629	Los Angeles	Michael D. Antonovich Antelope Valley Courthouse	19-AZ1	2	Electrical - Replace approx. 150LF of electrical wiring, 15LF of 1" schedule 40 PVC conduit. Saw cut concrete and re-pour 0.25 CY of new concrete. Currently impacting 25% of the parking lot lights.	\$ 34,293	\$ 25,209	73.51



JUDICIAL COUNCIL
OF CALIFORNIA

TRIAL COURT FACILITY MODIFICATION
ADVISORY COMMITTEE

Attachment A

TCFMAC-Funded Project List
Quarter 4, Fiscal Year 2017-18

#	FM NUMBER	LOCATION	FACILITY NAME	BUILDING ID	PRIORITY	SHORT TITLE	PRELIMINARY ESTIMATE	FACILITY MODIFICATION PROGRAM SHARE OF PRELIMINARY ESTIMATE	FACILITY MODIFICATION PROGRAM SHARE % OF COST
106	FM-0061838	Alameda	New East County Hall of Justice	01-J1	2	Vandalism - Holding Cell – Replace (1) 22x34 fire rated custom made cell door window pane deliberately broken by in-custody. Work to be done during non-business hours.	\$ 15,507	\$ 15,507	100.00
107	FM-0061906	Los Angeles	Van Nuys Courthouse East	19-AX1	2	Roof - Patch (20) 1 x 1holes in stucco of West Penthouse wall; Replace (1) 6 x 36 louver missing from West Penthouse wall. Water was penetrating inside the mechanical room. The louver became loose and flew away because of wind.	\$ 11,355	\$ 10,190	89.74
108	FM-0061920	Shasta	Main Courthouse	45-A1	2	HVAC - Boiler - Replace 3 failed control gas valves and ignitors on the courthouse boiler.	\$ 2,000	\$ 1,335	66.73
109	FM-0061929	Mendocino	County Courthouse	23-A1	2	Plumbing - Correction and ACM abatement for leaking drain pipe - Setup containment/abate approximately 75 square feet of ACM lath/plaster ceilings at (2) bathrooms (One each men's/women's) to access plumbing for repairs; air monitor for clearance; remove/replace approximately 10' of drain line at women's restroom; tighten or replace leaking steam pipe union at men's restroom; install two ceiling access panels approximately 18" x 24 in each restroom. - Plumbing drain and steam pipe leaking at restroom ceilings; access panel installation instead of patch/paint.	\$ 24,360	\$ 16,472	67.62
110	FM-0061934	Los Angeles	Santa Monica Courthouse	19-AP1	2	Roof - Rain water has leaked and penetrated through roof affecting several ceiling in depts S & T. Scrape approx. 300 SF of old gravel, apply asphalt primer & mastic, fiberglass mesh to re-enforce the area top coat on the mastic, and add 1 coat of sphalt primer. Provide emulsion roof surfacing then broadcast new gravel on the affected area.	\$ 7,724	\$ 6,063	78.49
111	FM-0061936	Sutter	New Sutter County Courthouse	51-C1	2	Grounds and Parking Lot - Relocate security camera due to tree blocking viewing location.	\$ 2,154	\$ 2,154	100.00
112	FM-0061939	Sutter	New Sutter County Courthouse	51-C1	2	Security -Replace 3 DSX Control Boards to elevator- Bad control board is not allowing #2 Elevator not going to 3rd floor.	\$ 6,953	\$ 6,953	100.00
113	FM-0061949	Solano	Old Solano Courthouse	48-A3	2	Fire Protection - LOTO fire sprinkler system; Place fire alarm in test mode; Disassemble 4" test valves; remove failed seals; Install new (4) seals. - Test valves were leaking after preventive maintenace.	\$ 3,797	\$ 3,797	100.00
114	FM-0061955	Riverside	Riverside Juvenile Court	33-N1	2	Vandalism - Front Entry/Public Defenders - Remove and replace one front left quarter inch bronze glass pane (28 x 105) at the building entry, one 3068 solid core birch wood door, and two door handles (one ND53 office lever lock and one ND80 store room lever lock). A vandal (03/03/2018) broke the front window pane of the building and forced his way into the building and the District Attorneys space breaking one door and two door handles. The DA space is currently unsecured and needs the locks replaced for safety and security. Suspect was apprehended.	\$ 5,041	\$ 2,487	49.34
115	FM-0061965	Los Angeles	Compton Courthouse	19-AG1	2	Elevators, Escalators, & Hoists - Elevator #4 Compensating cable has come loose, and needs to be re-attached. Non-mechanical impact, loose compensation cable making loud noise when in operation and therefore taken out of service.	\$ 16,861	\$ 11,150	66.13
116	FM-0061981	Madera	New Madera Courthouse	20-F1	2	Elevators, Escalators, & Hoists - replace spliced/shorted wire in the seismic system with unspliced wire - spliced wire in seismic system was determined to be cause of intermitent shutdown of elevator.	\$ 4,957	\$ 4,957	100.00



#	FM NUMBER	LOCATION	FACILITY NAME	BUILDING ID	PRIORITY	SHORT TITLE	PRELIMINARY ESTIMATE	FACILITY MODIFICATION PROGRAM SHARE OF PRELIMINARY ESTIMATE	FACILITY MODIFICATION PROGRAM SHARE % OF COST
117	FM-0061984	Orange	Civil Complex Center ("CXC")	30-A3	2	Grounds and Parking Lot Main Entrance - Remove 6' X 12' section of broken concrete at the entrance to the Civil Complex Center and replace with new 6 x 12 4 inch pour to match existing. The broken section of concrete is creating a trip hazard and attempts to grind down have proved insufficient to remediate hazard. Tree roots, causing the lift, will also be removed.	\$ 5,471	\$ 4,988	91.17
118	FM-0061989	San Bernardino	Fontana Courthouse	36-C1	2	Interior Finishes - Replace failed fire rated door with stain grade fire rated door with same rating and of similar color and grade using existing hardware. Fire rated door is compromised, top part of door broke off. This work is necessary to be in compliance.	\$ 3,248	\$ 2,700	83.13
119	FM-0061995	Riverside	Hemet	33-F1	2	Vandalism - Front Exit Door Replace broken 25 x 68 bronze tinted glass door panel damaged by a customer on 02/26/2018. Work includes 36 x 79 sheet board up and removal. Failure to board up and replace glass will result in an unsecured building.	\$ 2,244	\$ 2,244	100.00
120	FM-0061999	Los Angeles	Torrance Courthouse	19-C1	2	Grounds & Parking Lot- Replace (5) solar batteries, (1) control panel on (5) solar powered pole lights. Batteries have failed due to failed control panel. North Employee Parking Lot lights are currently non-operational due to failure, and areas are extremely dark when staff are heading home.	\$ 5,930	\$ 5,049	85.14
121	FM-0062000	Solano	Old Solano Courthouse	48-A3	2	Electrical - Emergency generator - Remove failed battery charger and block heater; Install new battery charger and block heater. These items have failed and during generator did not start during preventive maintenance.	\$ 2,698	\$ 2,698	100.00
122	FM-0062001	Butte	Butte County Courthouse	04-A1	2	HVAC - Remove and replace defective multizone 3 return motor with new motor. This is a return fan motor that has failed (bearing failed), motor is mechanically locked. Need to be replaced due to improper air flow of judges chambers, jury rooms and offices.	\$ 2,495	\$ 2,495	100.00
123	FM-0062002	San Joaquin	Lodi Branch- Dept. 2	39-D2	2	HVAC - Replace and program multi-zone VAV controller for AHU2 (Trane Custom unit) - Control Board has failed and replacement with programming is required to restore unit to operation	\$ 3,703	\$ 3,703	100.00
124	FM-0062003	Stanislaus	Modesto Main Courthouse	50-A1	2	Plumbing - Replace failed 1.5in backflow preventor (RP) device in basement boiler room - unit failed annual inspection repair kit was unsuccessful and full replacement is required.	\$ 4,107	\$ 4,107	100.00
125	FM-0062005	Lassen	Hall of Justice	18-C1	2	Utilities - Boiler 3 that runs the snow melt was off line. Leak was found under concrete in Zone 3, the north east front corner of building. Ordered Glycol to refill system and get back on line. Leak was found under concrete at zone 3 (northeast front corner). Shut zone 3 down and isolate. Vendor will demo and replace approx. 124 sq.ft. of concrete in front entry area. They will install construction fencing around work area. Then saw cut , demo, and haul away concrete. Place and finish new concrete. Pride will then inspect piping and make repairs. Once repair is made Pride will pressurize zone 3 and verify leaks are fixed. Re-fill with glycol mixture of 40% glycol and 60% water. Pour concrete and finish to match area.	\$ 13,468	\$ 13,468	100.00
126	FM-0062006	Los Angeles	Airport Courthouse	19-AU1	2	Elevators, escalators, & hoists - Replace (1) power drive for public elevator #2. Power drive has failed and the elevator does not function. Elevator has been placed out of service to prevent any entrapments.	\$ 42,367	\$ 32,695	77.17



#	FM NUMBER	LOCATION	FACILITY NAME	BUILDING ID	PRIORITY	SHORT TITLE	PRELIMINARY ESTIMATE	FACILITY MODIFICATION PROGRAM SHARE OF PRELIMINARY ESTIMATE	FACILITY MODIFICATION PROGRAM SHARE % OF COST
127	FM-0062007	Contra Costa	Bray Courts	07-A3	2	HVAC - Added new isolation for the hot water loop; Replace failed Hot water Valve and actuator; replace the circuit setting. - Valve has failed and the temp in room cannot be controlled	\$ 2,799	\$ 2,799	100.00
128	FM-0062009	San Bernardino	Fontana Courthouse	36-C1	2	Interior Finishes - Replace 96 sq. ft. of damaged VCT floor tiles in the Courthouse lobby tiles. The floor tiles are broken and loose, water damage caused slab and tile to lift and break the tiles.	\$ 4,115	\$ 3,421	83.13
129	FM-0062010	Los Angeles	Downey Courthouse	19-AM1	2	HVAC - Remove and replace (1) Pneumatic Air Compressor Motor and Pump including adapting all piping and electrical as needed. Existing Pneumatic Air Compressor motor and pump is failing due to the bearings in the motor and the bearings in the pump creating possible P1 emergency. Pneumatic Compressor provides air to operate Court HVAC system.	\$ 6,573	\$ 5,502	83.70
130	FM-0062011	Fresno	Fresno County Courthouse	10-A1	2	Plumbing - Replace South HVAC hot water pump and motor - Pump leaks at seal and repairs have been unsuccessful as pump is obsolete. New pump is required.	\$ 5,866	\$ 5,626	95.91
131	FM-0062012	Fresno	B.F. Sisk Courthouse	10-O1	2	HVAC - Replace two defective insertion flow meters in the condenser water lines, calibrate and program - Flow meters have failed and are non-functional.	\$ 5,586	\$ 5,586	100.00
132	FM-0062013	Santa Clara	Hall of Justice (West)	43-A2	2	Vandalism - Holding Cell – Replace (1) 30x38 and (1) 22x34 holding cell laminated glass windows broken by in-custody's - affecting courts holding capacity. Work to be done during non-business hours.	\$ 9,033	\$ 9,033	100.00
133	FM-0062016	Riverside	New Riverside Mid-County Courthouse.	33-G4	2	Vandalism - Cell #1 Remove and replace broken 16.5 inch x 34.75 inch laminate glass with opaque glazing tape that was damaged by an in-custody on 03/08/2018. The broken glass has created a safety hazard. Failure replace the glass will result in an unsafe, unusable holding cell.	\$ 2,100	\$ 2,100	100.00
134	FM-0062024	Los Angeles	Edmund D. Edelman Children's Court	19-Q1	2	Grounds - Replace (1) 1" inline valve; (5) PGP Rotor Sprinklers; (5) 6" pop-up sprinklers; (2) station battery timers; (6) DC solenoids; (10') 1" PVC Irrigation pipe. Grass in areas dying due to irrigation controller, & irrigation valve, out living life expectancies.	\$ 2,150	\$ 1,505	69.99
135	FM-0062026	Los Angeles	Edmund D. Edelman Children's Court	19-Q1	2	HVAC - Replace defective Fan Bearings (2), (1) Fan Guard; (2) Fan Belts for Supply Fan#1. Bearings and belts are worn out, causing excessive vibration and damaging belt guard.	\$ 7,127	\$ 4,988	69.99
136	FM-0062031	Orange	Central Justice Center	30-A1	2	Plumbing - Remove and replace one (1) 4" flange and one (1) 4" butterfly valve for the main domestic cold-water intake to the building. The flange and valve were found leaking, are old and could burst at any time. In the event of complete failure, this would bring the whole building down, negatively affecting Court operations.	\$ 7,200	\$ 6,564	91.17
137	FM-0062033	Los Angeles	Inglewood Courthouse	19-F1	2	Grounds & Parking Lot - Remove the door barrel leaving the curtain in place; return barrel to shop and rebuild; install springs, bearings, shaft assembly. Reinstall barrel and test door. Barrel spring is broken causing the gear motor operator to lift the entire weight of the door curtain. Door cannot be safely operated in automatic mode. Continued operation without rebuild will permanently damage the motor causing it to fail.	\$ 5,582	\$ 4,162	74.56



JUDICIAL COUNCIL
OF CALIFORNIA

TRIAL COURT FACILITY MODIFICATION
ADVISORY COMMITTEE

Attachment A

TCFMAC-Funded Project List
Quarter 4, Fiscal Year 2017-18

#	FM NUMBER	LOCATION	FACILITY NAME	BUILDING ID	PRIORITY	SHORT TITLE	PRELIMINARY ESTIMATE	FACILITY MODIFICATION PROGRAM SHARE OF PRELIMINARY ESTIMATE	FACILITY MODIFICATION PROGRAM SHARE % OF COST
138	FM-0062034	Los Angeles	S. Bay Muni Court Jury Assembly Trailer	19-C3	2	Grounds and parking lot- Replace existing deteriorated parking barrier with 24 linear feet of cement k-rail in parking lot remove and replace deteriorated wood pole parking barrier with four (4) 20 linear foot poles to prevent public from entering employee parking area causing a liability issue to employee lot and staff.	\$ 5,225	\$ 4,449	85.14
139	FM-0062035	Los Angeles	Torrance Courthouse	19-C1	2	Elevators, escalators, & hoists- Replace severely worn carbon brushes for all 5 elevators. The carbon brush performs both an electrical and a mechanical function within the system Brushes are worn and, if not replaced, Can cause damage to the generator motors or loss of function.	\$ 5,135	\$ 4,372	85.14
140	FM-0062036	Los Angeles	Torrance Courthouse	19-C1	2	Plumbing - Replace (1) 120 gallon electric water heater, (2) isolation valves, (1) flue vent, & re-insulate piping. Existing water heater is leaking and cannot be repaired.	\$ 14,830	\$ 12,626	85.14
141	FM-0062037	Orange	Harbor Justice Center-Newport Beach Facility	30-E1	2	HVAC - Chiller #2 Remove and replace the failed o-rings and flow switch on circuit #2 of chiller #2. Circuit #2 has a refrigerant leak and needs new o-rings on the compressor, solenoid, and valve body. The flow switch is sticking and needs to be replaced.	\$ 3,310	\$ 3,310	100.00
142	FM-0062038	Placer	Bill Santucci Justice Center	31-H1	2	County Managed - Grounds and Parking - Shared Plaza Area - Locate and repair the leak in the buried irrigation piping. The pipe is 10 feet deep and located beneath a concrete panter box.The plaza area is shared cost with Placer County.	\$ 11,696	\$ 5,848	50.00
143	FM-0062039	San Bernardino	San Bernardino Justice Center	36-R1	2	Interior Finishes - Replace broken Corian wall panel (approx: 147" X 32") in the R-18 Courtroom as well as the broken Corian swinging door panel (approx: 37 3/4" x 35 7/8") in the Jury room. Both panels were broken in separate vandalism related incidents. This work is necessary to address an immediate safety risk associated with the current broken sharp edges of the Corian panels.	\$ 11,037	\$ 11,037	100.00
144	FM-0062040	Los Angeles	Metropolitan Courthouse	19-T1	2	Plumbing - Replace (2) 5HP Submersible Sewage Ejector pumps; Pumps #1 & #2 are failing due to bearing failure caused by constant clogging by debris, heavy usage & wear/tear. clean out sewage sump well. Existing Pump #1 very noisy and failing; Pump #2 not running to capacity and would not handle capacity load if #1 fails. Failed pumps would cause flood of Level C elevator lobby and elevator pits with sewage water.	\$ 23,404	\$ 22,126	94.54
145	FM-0062041	Los Angeles	San Fernando Courthouse	19-AC1	2	HVAC - Replace one (1) VFD for Air Handler Unit #3. The VFD has failed and is inoperative because of end of life. Temperatures cannot be controlled properly for the public hallway on the 3rd floor and it's impacting court operations.	\$ 8,747	\$ 7,296	83.41
146	FM-0062042	Los Angeles	El Monte Courthouse	19-O1	2	Plumbing -Replace one (1) 100 GL commercial water heater for domestic water, two (2) isolation valves, and hardware for valves, one (1) exhaust flue, and re-insulate.. Water heater is leaking and cannot be refurbished	\$ 12,243	\$ 7,116	58.12
147	FM-0062043	San Bernardino	San Bernardino Courthouse - Annex	36-A2	2	Elevators, Escalators, & Hoists - Replace elevator hall call button on the first floor that is failing. Work is needed to ensure elevators are operating properly as these are the only elevators for the building.	\$ 2,240	\$ 2,142	95.64
148	FM-0062045	Los Angeles	Norwalk Courthouse	19-AK1	2	HVAC -Replace one (1) flange bearing, two (2) pillow block bearings, and three (3) fan belts for 5th floor return air handler. Parts are worn and the air handler is not working properly.	\$ 7,496	\$ 6,374	85.03



#	FM NUMBER	LOCATION	FACILITY NAME	BUILDING ID	PRIORITY	SHORT TITLE	PRELIMINARY ESTIMATE	FACILITY MODIFICATION PROGRAM SHARE OF PRELIMINARY ESTIMATE	FACILITY MODIFICATION PROGRAM SHARE % OF COST
149	FM-0062047	Los Angeles	County Records Center	19-AV3	2	Interior Finishes - County Managed - Room A-110 Replace damaged Fire Rated Steel Doors; Furnish and replace (1) set of 16ga Fire Rated Steel Doors rated at 90 min 6'x7' fabricated with (3) butt hinges, brass flush bolts, Shilage electronic lock-set, ND-80 Rhodes Lever, surface closer flat plate astragal and wire loop.	\$ 11,000	\$ 11,000	100.00
150	FM-0062048	Los Angeles	Bellflower Courthouse	19-AL1	2	HVAC - Rebuild (1) Hot water pump and replace (1) 2 HP motor. Pump and motor are very noise and indicating imminent failure of bearings.	\$ 4,107	\$ 3,201	77.94
151	FM-0062052	Los Angeles	Bellflower Courthouse	19-AL1	2	Elevators, Escalators, & Hoists - Replace (1) failed A-1 Power Relay Board in Public Elevator #2. Power Relay Board has failed causing elevator not to function.	\$ 3,993	\$ 3,112	77.94
152	FM-0062055	Los Angeles	Chatsworth Courthouse	19-AY1	2	HVAC-Replace one (1) temperature control valve in chiller #2. Control valve has failed and chiller will not operate.	\$ 2,662	\$ 2,231	83.80
153	FM-0062058	Los Angeles	Bellflower Courthouse	19-AL1	2	Plumbing- Replace (1) 3" CI Tapped P-Trap; (10') 3" CI pipe; (10') 6" CI pipe; (3) 6" Husky Couplings; (3) 3" Husky Couplings. Cast iron drain line is cracked creating potential leak into lower floors.	\$ 5,451	\$ 4,249	77.94
154	FM-0062059	Los Angeles	Norwalk Courthouse	19-AK1	2	Interior Finishes-Re-grout the tiles around the 3rd floor mop sink. Replace 4x6 amount of drywall. The failed grout lines allowed water to penetrate down to the 2nd floor. Environmental testing and remediation had to be performed.	\$ 13,469	\$ 11,453	85.03
155	FM-0062060	San Bernardino	San Bernardino Justice Center	36-R1	2	HVAC- Chiller #2 is currently in alarm. Replace the first stage guide vane operator gaskets and replace three solenoid valves for the purge unit. A leak check found that there were leaks at the first stage guide vane operator and one of the solenoid valves that serves the purge unit.	\$ 8,681	\$ 8,681	100.00
156	FM-0062062	Los Angeles	Inglewood Juvenile Court	19-E1	2	Plumbing- Remove and dispose of (200) Sq. Ft. existing cap sheet roofing at drain area. Remove (1) scupper drain system, expose plywood deck, mechanically fasten #75 GAFGLASS base sheet, heat weld bitumen roof membrane at drain, mechanically fasten replacement scupper drain with asphalt primer, heat weld granulated bitumen roof membrane, and color to match. Rain water has penetrated through northwest roof drain, and southwest roof drain due to defective membrane.	\$ 12,775	\$ 10,320	80.78
157	FM-0062063	Los Angeles	Torrance Courthouse	19-C1	2	Interior Finishes - Replace (300) 23"x23"x1/8" glass panels in Elevator Lobby light fixtures with (300) 23"x23"x030 Polar White Acrylic Panels, Matte/Matte finish. Safety concern for court patron and personnel. Heavy glass panels may fall out during earthquake occurrence causing serious injury to staff and public.	\$ 15,645	\$ 13,320	85.14
158	FM-0062067	Kern	Bakersfield Superior Court	15-A1	2	Plumbing - Replacement of 80' of leaking galvanized pipe and fittings and replace with 80' of copper pipe and fittings - ongoing leak issues to be corrected on existing pipe currently patched with multiple clamps.	\$ 7,449	\$ 4,656	62.50
159	FM-0062068	San Diego	Juvenile Court	37-E1	2	Interior Finishes -Replace closer on one door on the double doors. District Attorneys double doors are not securing properly. Doors lead into common area	\$ 3,497	\$ 2,609	74.62
160	FM-0062069	Los Angeles	Whittier Courthouse	19-AO1	2	Exterior - Replace (2) Clerk's Windows on East elevation of building; 1/4" bronze glass in aluminum frame (105) Sq. Ft. Windows have been cracked by vandals creating security & safety concerns.	\$ 5,189	\$ 4,485	86.43



JUDICIAL COUNCIL
OF CALIFORNIA

TRIAL COURT FACILITY MODIFICATION
ADVISORY COMMITTEE

Attachment A

TCFMAC-Funded Project List
Quarter 4, Fiscal Year 2017-18

#	FM NUMBER	LOCATION	FACILITY NAME	BUILDING ID	PRIORITY	SHORT TITLE	PRELIMINARY ESTIMATE	FACILITY MODIFICATION PROGRAM SHARE OF PRELIMINARY ESTIMATE	FACILITY MODIFICATION PROGRAM SHARE % OF COST
161	FM-0062070	Los Angeles	Whittier Courthouse	19-AO1	2	Vandalism - Replace (4) 72 Sq. Ft. of 1/4" Bronze Glass Panels; (225) Sq. Ft. Graffiti Window Film on Courthouse main entrance. Glass has been vandalized with gang etchings creating security concerns and needs to be replaced.	\$ 6,594	\$ 5,699	86.43
162	FM-0062071	Contra Costa	Walnut Creek Courthouse	07-C1	2	Fire Protection - Replace leaking Sprinkler Flow Switch above Holding Cell 3 that was found during the Annual FAP Inspection PM (2724402) - Leaking valve is sending a trouble alarm to the Fire Panel.	\$ 2,930	\$ 2,930	100.00
163	FM-0062072	Sonoma	Main Adult Detention Facility	49-A2	2	Electrical - Replace -remove 5 spot/flood lamps from CR 9 and replace with (5)new 2'x2' 2 lamp fixture, Remove 8 spot/flood lamps from CR 15 and replace them with (8)new 2'x2' lamp fixture. Multi defendant trial the judge said there was not enough light in the gallery to see the public.	\$ 5,916	\$ 5,916	100.00
164	FM-0062074	San Bernardino	San Bernardino Justice Center	36-R1	2	Elevators, Escalators, & Hoists - Replace the door clutch for elevator #8. Faulty door clutch is causing a grinding noise when the doors close.	\$ 3,259	\$ 3,259	100.00
165	FM-0062075	San Bernardino	San Bernardino Justice Center	36-R1	2	Exterior Shell-Replace upper and lower door rods then adjust for proper operation. Upper door rod was damaged and lower door rod was free-floating. Door will not secure because of the rods not latching.	\$ 3,732	\$ 3,732	100.00
166	FM-0062079	Orange	North Justice Center	30-C1	2	Plumbing - 3rd Floor - Remove and replace 3 feet of damaged sewer line, including 90 degree elbow, located on the 3rd floor above room 490. The pipe has developed a leak/crack in the Victims Witness Department ceiling with no impact to the space. Without replacement the restrooms in the area will be out of service.	\$ 2,701	\$ 2,439	90.31
167	FM-0062080	Los Angeles	Airport Courthouse	19-AU1	2	Plumbing- Replace 15 LF of 3" CI pipe, two (2) 3" 45s, one (1) 3" CI Wye, and eleven (11) 3" CI couplings, using scaffold. Pipe has slow leak that has been diverted to floor drain, if not repaired could present slip and fall issue if issue exacerbates.	\$ 8,449	\$ 6,520	77.17
168	FM-0062081	Los Angeles	Whittier Courthouse	19-AO1	2	Exterior - Install (40) 2"x 4-1/8"x2-1/2" tall anti-skateboard guards commonly used on bull nose brick and poured concrete & anchored with Smart Pin Plus anchors with 2-part epoxy. Install on (1) continuous planter around exterior of building as deterrent to skate boarders skating on edges causing cracking of tiles and damaging court property.	\$ 3,673	\$ 3,175	86.43
169	FM-0062082	Riverside	Hemet	33-F1	2	Vandalism - Men's Public Restroom Mirror - Remove and replace one vandalized 47 inch x 56 inch restroom mirror with two new 18 inch x 30 inch mirrors with anti-graffiti film. The current mirror has offensive and graphic graffiti etched into it; gang and profanity. The anti-graffiti film and smaller mirrors will make potential future vandalism clean-up efforts easier to remediate.	\$ 3,543	\$ 3,543	100.00
170	FM-0062083	Los Angeles	San Fernando Courthouse	19-AC1	2	Fire Protection - Replace (4) Horn Strobe, (4) OSYS-U Tamper, (2) CPD-u021 Duct Detector, (2) 12 Volt 18 AMP Batteries, and (92) 12 Volt 12 AMP Batteries. Fire Panel failed Level IV PM Test SWO 2731691.	\$ 3,446	\$ 2,874	83.41
171	FM-0062084	Contra Costa	Jail Annex	07-A4	2	HVAC - Replace (1) BAS computer and BAS Software. The current BAS software is no longer supported by the manufacturer. The current hardware does not support the installation of the upgraded BAS software.	\$ 6,725	\$ 6,725	100.00
172	FM-0062085	San Bernardino	San Bernardino Justice Center	36-R1	2	Elevators- Replaced (1) Wire harness. Restore off-line elevator #3 to proper working condition.	\$ 2,978	\$ 2,978	100.00



JUDICIAL COUNCIL
OF CALIFORNIA

TRIAL COURT FACILITY MODIFICATION
ADVISORY COMMITTEE

Attachment A

TCFMAC-Funded Project List
Quarter 4, Fiscal Year 2017-18

#	FM NUMBER	LOCATION	FACILITY NAME	BUILDING ID	PRIORITY	SHORT TITLE	PRELIMINARY ESTIMATE	FACILITY MODIFICATION PROGRAM SHARE OF PRELIMINARY ESTIMATE	FACILITY MODIFICATION PROGRAM SHARE % OF COST
173	FM-0062087	Contra Costa	George D. Carroll Courthouse	07-F1	2	HVAC - Replace 2 Failing Hot-Water Valves and Actuators; Install 200 lf of 1/4 inch Pneumatic Tubing from the 3rd Floor Mechanical Room to the 1st floor Clerk's Offices; Install and calibrate (2) new room thermostats- Currently, the room temps are being controlled by a constant Supply Air Temp, causing Multiple hot/cold calls.	\$ 6,807	\$ 6,807	100.00
174	FM-0062088	Fresno	Juvenile Delinquency Courthouse	10-P1	2	Elevators - Labor and materials to re-establish operation of inmate Elevator #5 - Elevator has failed and will not operate.	\$ 5,000	\$ 5,000	100.00
175	FM-0062091	Sonoma	Hall of Justice	49-A1	2	Interior Finished - Replace existing lockset -Remove existing passage style lock and install new security lock with cylendar pinned to management/master level key.	\$ 665	\$ 665	100.00
176	FM-0062092	Merced	Old Court	24-A1	2	Roof - Make repairs to single ply roofing where it has been torn or cut in (4) places. Seal roof boots at (59) pipe penetrations to be water tight - Roof is leaking from compromised areas of the roof into building, causing damage to other building systems.	\$ 11,145	\$ 11,145	100.00
177	FM-0062093	El Dorado	Johnson Bldg.	09-E1	2	Boiler - Repair boiler. Found motor vibrating badly, the resilient motor mounts are beyond repair, not the motor itself. The motor mounts need to be changed because it will cause damage to the boiler.	\$ 2,796	\$ 2,796	100.00
178	FM-0062096	Fresno	B.F. Sisk Courthouse	10-O1	2	HVAC - Replace failed condenser fan motor and capacitor in ACU #1 - Fan is not operating properly and the unit is not providing proper cooling.	\$ 956	\$ 956	100.00
179	FM-0062099	Riverside	Family Law Court	33-A1	2	Plumbing - Fire Backflow Bypass - Remove and replace failed 3/4 inch bypass unit with a new for Fire Backflow. A repair attempt was made however, the repair failed inspection process for certification. The replacement of the bypass is necessary to receive certified status for required compliance. Non-compliance can result in punitive fines.	\$ 1,400	\$ 1,400	100.00
180	FM-0062101	Contra Costa	Juvenile Hall	07-B1	2	HVAC - Replace (1) BAS computer and BAS Software. The current BAS software is no longer supported by the manufacturer. The current hardware does not support the installation of the upgraded BAS software.	\$ 6,725	\$ 6,725	100.00
181	FM-0062102	Contra Costa	George D. Carroll Courthouse	07-F1	2	HVAC - Replace (1) BAS computer and BAS Software. The current BAS software is no longer supported by the manufacturer. The current hardware does not support the installation of the upgraded BAS software.	\$ 6,725	\$ 6,725	100.00
182	FM-0062105	Los Angeles	Alhambra Courthouse	19-I1	2	Fire Protection - Provide and install (33) Evacuation Plan Signs to be publicly posted in Basement Elevator Lobbies & Stairwells, 1st Floor Elevator Lobbies & Stairwell, 2nd Floor Elevator Lobbies & Stairwell, 3rd Floor Elevator Lobbies & Stairwells, 4th Floor Elevator Lobbies & Stairwells. Signage required to be Fire Code compliant.	\$ 10,485	\$ 9,017	86.00
183	FM-0062109	Los Angeles	Metropolitan Courthouse	19-T1	2	Plumbing - Replace (1) defective Domestic Water Backflow Prevention device Wilkins 975 8.0" located on East Side. Device is leaking severely and is turned off to prevent flooding. Westside DW main is on and providing water to all building.	\$ 12,384	\$ 11,708	94.54
184	FM-0062110	Fresno	B.F. Sisk Courthouse	10-O1	2	Fire Protection - Replace three gauges at pre-action control panel in basement server room, add one fire alarm relay to be programmed for the pre-action system trip valve, and reprogram trip valve and detectors activation sequence - Deficiencies noted during PM inspection.	\$ 2,679	\$ 2,679	100.00



JUDICIAL COUNCIL
OF CALIFORNIA

TRIAL COURT FACILITY MODIFICATION
ADVISORY COMMITTEE

Attachment A

TCFMAC-Funded Project List
Quarter 4, Fiscal Year 2017-18

#	FM NUMBER	LOCATION	FACILITY NAME	BUILDING ID	PRIORITY	SHORT TITLE	PRELIMINARY ESTIMATE	FACILITY MODIFICATION PROGRAM SHARE OF PRELIMINARY ESTIMATE	FACILITY MODIFICATION PROGRAM SHARE % OF COST
185	FM-0062112	Los Angeles	Glendale Courthouse	19-H1	2	HVAC - Replace (1) 1.5 HP motor, (2) belts, (1) pulley on Exhaust Fan-1. During Rounds and Readings Site Technician identified by smell Exhaust Fan-1 motor failing. Exhaust Fan-1 provides proper air circulation to entire first floor of Courthouse.	\$ 3,255	\$ 2,947	90.54
186	FM-0062116	Los Angeles	Whittier Courthouse	19-AO1	2	Elevators, Escalators, and Hoists - Replace damaged sight guards on Elevator #2 Doors. Doors off rails and cannot close for proper car use. In addition, fabricate new 1st floor call button cover due to it missing button covers and pose an electrical hazard due to exposed wires.	\$ 4,330	\$ 3,742	86.43
187	FM-0062119	San Bernardino	San Bernardino Justice Center	36-R1	2	Vandalism - Replace broken 1/4" glass with sandblasted laminated glass approx. size 58" X 132". A person cracked the dividing glass in the elevator lobby.	\$ 15,600	\$ 15,600	100.00
188	FM-0062121	Los Angeles	Downey Courthouse	19-AM1	2	HVAC-Replace four (4) failed burnt contactors on compressor and replace O-rings on liquid line flange on chiller #2 due to refrigerant leak. Test for leaks once work is completed.	\$ 10,314	\$ 8,633	83.70
189	FM-0062123	Shasta	Justice Center Court Modular	45-A9	2	HVAC - Replace capacitor on heat pump #1. The current capacitor is failing and not allowing the compressor to run. It is also delaying the start of the condenser fan. This could cause damage to both the compressor and fan motor.	\$ 344	\$ 344	100.00
190	FM-0062124	Los Angeles	Whittier Courthouse	19-AO1	2	Vandalism - Replace etched glass with 1/4" Bronze Glass in existing Aluminum Frames; (3) North Elevation floors 1,2,3; (13) East & West Elevations floors 1,2,3; (3) Fire Box Cabinets with clear Annealed Glass; Total of 255 Sq. Ft. Glass replaced. Existing glass is etched with Graffiti Gang symbols.	\$ 8,121	\$ 7,019	86.43
191	FM-0062126	Los Angeles	Torrance Courthouse	19-C1	2	Fire protection- Install two (2) 2" Automatic Seismic Gas Shut-Off Valves. In the event of seismic activity, the valves isolate the flow of natural gas to the facility. currently no valves are installed at this facility	\$ 5,371	\$ 4,573	85.14
192	FM-0062127	San Diego	East County Regional Center	37-I1	2	Fire Protection - Replace bearings and repack pump assembly on diesel fire pump, replacing bolts, lantern rings and packing rings. Pump Assembly bearings and packing needs to be replaced with new bearings and packing. Pump is leaking while running and the packing cannot be tightened down anymore.	\$ 4,251	\$ 2,878	67.71
193	FM-0062129	Contra Costa	Bray Courts	07-A3	2	HVAC - Replace (1) BAS computer and BAS Software. The current BAS software is no longer supported by the manufacturer. The current hardware does not support the installation of the upgraded BAS software.	\$ 6,725	\$ 6,725	100.00
194	FM-0062130	Sacramento	Juvenile Courthouse	34-C2	2	HVAC - CWP #1 Main Motor bearings for Primary water pump are have failed and it is causing the motor to vibrate very badly. Other nearby components and piping on the cooling system are being damaged from the vibrations. Remove motor and replace with new, rewire and test.	\$ 2,829	\$ 2,829	100.00
195	FM-0062133	Solano	Old Solano Courthouse	48-A3	2	Exterior Shell - Remove (1) failed door controller and install (1) new door controller; safe off work area/direct traffic; LOTO power; Program controller to correct parameters - Failed door opener/closer required for ADA compliance.	\$ 4,727	\$ 4,727	100.00
196	FM-0062137	Santa Clara	Downtown Superior Court	43-B1	2	HVAC - Replace welds and fittings to the leaking, heating hot water and piping connections - Isolate and drain system - Recharge system test for leaks insure system functionality. Work to be performed during non-business hours.	\$ 3,684	\$ 3,684	100.00
197	FM-0062142	Los Angeles	Metropolitan Courthouse	19-T1	2	Fire protection - SFM Correction-Install seventy-six (76) glass rods on pull stations throughout building. Glass rods missing per SFM Correction, item #5.	\$ 2,854	\$ 2,698	94.54



#	FM NUMBER	LOCATION	FACILITY NAME	BUILDING ID	PRIORITY	SHORT TITLE	PRELIMINARY ESTIMATE	FACILITY MODIFICATION PROGRAM SHARE OF PRELIMINARY ESTIMATE	FACILITY MODIFICATION PROGRAM SHARE % OF COST
198	FM-0062144	San Francisco	Civic Center Courthouse	38-A1	2	Vandalism - Exterior Shell - replace damaged glass on door - remove existing damaged glass and replace with a temporary 1/2" laminated glass - install new etched glass when custom glass is ready (3 weeks).	\$ 12,416	\$ 12,416	100.00
199	FM-0062145	San Bernardino	San Bernardino Justice Center	36-R1	2	HVAC - Replace (40) 24in x 24in x 12in Rigid Header Filters and (46) 12 x 24 x 12 Rigid Header Filters. AHU-PH1 need to replace the Box Filters due to the magnehelics are reading above 2"WC.	\$ 4,324	\$ 4,324	100.00
200	FM-0062149	San Bernardino	San Bernardino Courthouse	36-A1	2	Elevators, Escalators, & Hoists - Replace faulty rope gripper for elevator #2. Rope gripper intermittently trips and leaks oil on the pads. This is a safety concern.	\$ 12,477	\$ 11,933	95.64
201	FM-0062150	Orange	Harbor Justice Center-Newport Beach Facility	30-E1	2	Plumbing - Install two new straps to support water main line (building system) in two places above the ceiling tiles above the District Attorney's space. The existing straps have broken and failed. The current lack of support puts a strain on the 90 degree bends in the pipe and the whole line shakes when toilets are flushed. Failure to re-strap the line will cause the pipe to break and cause a flood.	\$ 3,350	\$ 2,825	84.32
202	FM-0062151	Los Angeles	Van Nuys Courthouse East	19-AX1	2	HVAC -Replace two (2) dampers and one (1) thermostat for the air handler mixing box that controls air to 4th floor. The dampers failed and temperature cannot be controlled for 4th floor.	\$ 11,391	\$ 11,391	100.00
203	FM-0062155	San Diego	County Courthouse	37-A1	2	Plumbing - Replace (2) 2ft x 4ft ceiling tiles, adjusted no-hub coupling, water remediation and abatement, environmental testing. A loose no-hub coupling was found in an abandoned floor drain line above ceiling, causing water leak in ceiling.	\$ 7,962	\$ 7,962	100.00
204	FM-0062156	San Diego	County Courthouse	37-A1	2	Elevators, Escalators, & Hoists - Restore Elevators S2 & S3, adjusted generator brushes and doors, reseated ribbon cables. During the courts move to the new building (37-L1) elevators S2 & S3 stopped responding while being utilized by the movers (no entrapments), leaving only elevator S1 for service to the public and movers. This work is necessary as to not impact the move / cause a delay with the scheduled move to the new building.	\$ 2,918	\$ 2,259	77.42
205	FM-0062159	San Diego	County Courthouse	37-A1	2	Elevators, Escalators, & Hoists - Replaced auxiliary contactor, tightened controller wiring and reseated boards. Elevator #4B down with no entrapments. Elevator landing was unlevel and over traveling.	\$ 4,490	\$ 3,476	77.42
206	FM-0062160	San Diego	New Central San Diego Courthouse	37-L1	2	Vandalism - Replace broken 3/4" clear interior 22" x 72" block size window. In-custody broke holding cell window, broken glass is a safety hazard and cell is un-usable with broken window.	\$ 3,788	\$ 3,788	100.00
207	FM-0062162	San Diego	County Courthouse	37-A1	2	Plumbing - Replace faulty vacuum breaker and (2) failed mechanical seals on hot water pumps. Hot Water Pumps deaerator tank has (2) leaking hot water pump seals and a faulty vacuum breaker, causing water to pool up. Steam is escaping intermittently causing damage to surrounding equipment.	\$ 5,209	\$ 4,033	77.42
208	FM-0062168	Los Angeles	Edmund D. Edelman Children's Court	19-Q1	2	HVAC-Replace one (1) timer for the oil pressure line for chiller #2. Oil pressure timer has failed due to outliving its life expectancy, causing low oil pressure.	\$ 6,614	\$ 4,629	69.99



JUDICIAL COUNCIL
OF CALIFORNIA

TRIAL COURT FACILITY MODIFICATION
ADVISORY COMMITTEE

Attachment A

TCFMAC-Funded Project List
Quarter 4, Fiscal Year 2017-18

#	FM NUMBER	LOCATION	FACILITY NAME	BUILDING ID	PRIORITY	SHORT TITLE	PRELIMINARY ESTIMATE	FACILITY MODIFICATION PROGRAM SHARE OF PRELIMINARY ESTIMATE	FACILITY MODIFICATION PROGRAM SHARE % OF COST
209	FM-0062169	Glenn	Historic Courthouse	11-A1	2	HVAC - Repair PKU01. Found run and start capacitors bad. Remove and install new capacitors. Package unit for staff admin area not cooling. Package unit is not cooling and effecting court staff and court operations.	\$ 1,131	\$ 1,131	100.00
210	FM-0062170	Los Angeles	Santa Clarita Courthouse	19-AD1	2	County Managed - HVAC - Replace (1) check valve on chilled water condenser pump. Valve failed, HVAC not able to provide cooling.	\$ 1,444	\$ 1,444	100.00
211	FM-0062174	Los Angeles	San Fernando Courthouse	19-AC1	2	HVAC - Replace (2) failed Transducer Sensors on Chiller Room Refrigerant Monitoring System. Sensors Failed PM SWO 2731700. Sensors required to allow Leak Detection System to operate properly in event of a Refrigerant leak.	\$ 5,756	\$ 4,801	83.41
212	FM-0062182	Fresno	B.F. Sisk Courthouse	10-O1	2	Plumbing - Replace both domestic hot water circulating pump assemblies (pump with integrated motor) - Both pumps have failed; one pump is completely down and the other constantly shuts down upon overheating.	\$ 4,814	\$ 4,814	100.00
213	FM-0062183	Sacramento	Juvenile Courthouse	34-C2	2	Plumbing - Repair main irrigation lines. Excavate sod and dirt, expose broken 2inch broken main irrigation line, conduct repairs, back fill excavated areas with native dirt and replace approximately 100 square foot of sod. The area suspected of failure is the T in the main line located in front NE corner of courthouse grounds.	\$ 5,265	\$ 5,265	100.00
214	FM-0062190	Los Angeles	Van Nuys Courthouse West	19-AX2	2	Plumbing - Replace 125 linear feet of 2 backed insulation missing and damaged from Hot Water Storage Tank. Existing insulation is missing in numerous places and falling off in others. Missing insulation reduces the efficiency of the tank to maintain hot water.	\$ 3,194	\$ 2,571	80.48
215	FM-0062194	Fresno	B.F. Sisk Courthouse	10-O1	2	Interior Finishes - Replace deteriorating one piece, built-in walk off mat at inside front entry/exit with 184 sq. ft. of 24"x24" heavy duty carpet tiles. Raise and float floor. Walk-off mat is currently a safety hazard to court users.	\$ 2,818	\$ 2,818	100.00
216	FM-0062197	Merced	Main Merced Courthouse	24-A8	2	Fire Protection - Replace fire panel power supply - The fire panel has lost communication. Technician troubleshooted the fire panel and found that the power supply has failed.	\$ 3,750	\$ 3,750	100.00
217	FM-0062199	Merced	Main Merced Courthouse	24-A8	2	HVAC - PKU-1 repair refrigerant leak on circuit 2, Troubleshoot and repair communication on controls of the BAS - There is a refrigerant leak on circuit 2, BAS is not communicating with circuit 1.	\$ 6,176	\$ 6,176	100.00
218	FM-0062200	Contra Costa	Walnut Creek Courthouse	07-C1	2	Fire Protection - Replace failing fire rated door at top of the South East Stairwell The lower part of the door is separating and is not compliant as a fire rated door.	\$ 3,045	\$ 3,045	100.00
219	FM-0062204	Kern	Bakersfield Justice Bldg.	15-B1	2	COUNTY MANAGED - HVAC - Replacement of chilled water pumps that are showing signs of wear, are noisy and high amperage. Work is necessary to provide chilled water to the building's HVAC system.	\$ 8,569	\$ 8,569	100.00
220	FM-0062206	Los Angeles	Whittier Courthouse	19-AO1	2	Fire Protection - Provide and install 54 new fire extinguishers in accordance to title 19, Health & Safety Code. Current number of extinguishers do not meet code and are out of date. Building is being re-opened for building occupancy.	\$ 6,927	\$ 5,987	86.43
221	FM-0062207	Los Angeles	Bellflower Courthouse	19-AL1	2	Plumbing -Replace 6 LF of 4" CI pipe, four (4) 4" couplings, and one (1) 4" 45 in 4th floor janitor's closet. Existing pipe is cracked.	\$ 2,661	\$ 2,074	77.94
222	FM-0062208	Los Angeles	Norwalk Courthouse	19-AK1	2	HVAC - Remove and replace (2) Condensate Drain Pans on Air Handler#3. Condensate pans have rusted out and is leaking condensation on the floor of the mechanical room causing a potential hazard and additional damage to other areas and equipment.	\$ 8,573	\$ 7,290	85.03



JUDICIAL COUNCIL
OF CALIFORNIA

TRIAL COURT FACILITY MODIFICATION
ADVISORY COMMITTEE

Attachment A

TCFMAC-Funded Project List
Quarter 4, Fiscal Year 2017-18

#	FM NUMBER	LOCATION	FACILITY NAME	BUILDING ID	PRIORITY	SHORT TITLE	PRELIMINARY ESTIMATE	FACILITY MODIFICATION PROGRAM SHARE OF PRELIMINARY ESTIMATE	FACILITY MODIFICATION PROGRAM SHARE % OF COST
223	FM-0062209	Los Angeles	Edmund D. Edelman Children's Court	19-Q1	2	Elevators, Escalators, & Hoists - Install (2) damaged phone lines to Lock-up Elevators #11 & #12. Phone lines not working due to a short in the lines. This prevent occupants from calling out in instance of emergency and entrapment causing a serious health & safety hazard.	\$ 2,493	\$ 1,745	69.99
224	FM-0062210	Butte	Butte County Courthouse	04-A1	2	HVAC - Replace failed compressor. Install new compressor and charge unit. Lift will be required to put compressor on rooftop. There is no cooling in the holding cells on the west side of the building. Repairing the system will restore cooling/heating to these areas.	\$ 4,557	\$ 4,557	100.00
225	FM-0062212	Merced	Main Merced Courthouse	24-A8	2	HVAC - Replace firing rod for the boiler and reset boiler. Boiler has been offline and the firing rod is corroded and no longer working.	\$ 4,136	\$ 4,136	100.00
226	FM-0062213	Riverside	Larson Justice Center	33-C1	2	Interior Finishes - 3R Holding Cell Remove and replace two (2) broken wire shield pieces of cell door glass in the 3rd Floor Courtroom holding cell with two (2) new Misco Wireshield glass. Window was broken by in-custody after breaking loose from shackles. The cell has been taken out of service until the glass is replaced, affecting flow within the courthouse.	\$ 3,400	\$ 3,400	100.00
227	FM-0062008	Santa Clara	Palo Alto Courthouse	43-D1	2	HVAC - Replace (2) Cooling Towers end of life original building equipment and on the verge of eminent failure. Install approx. 100 of 4 and 6 steel pipe, 40 of conduit, (1) condenser pump skip, and (2) sheet metal discharge hoods on roof. Includes commissioning of system. Court is impacted with inefficient cooling of the building. The towers are housed in the Penthouse with a high potential to flood the Courthouse. Work to be performed off hours so that Court operations is not affected.	\$ 403,494	\$ 266,467	66.04
228	FM-0002711	Riverside	Hall of Justice	33-A3	3	HVAC - Chiller #2 - Remove and replace chiller #2 with new 300 ton Carrier magnetic bearing chiller. Given the age of the chiller (25 yrs) and use of non-compliant R-11 refrigerant, major efficiencies will be gained by replacement. Work also includes new gauges, flow sensors, temperature gauges, new chilled water pipe insulation, and new Belimo valves.	\$ 305,580	\$ 305,580	100.00
						Total	\$ 3,079,129	\$ 2,739,966	



ITEM #	CFR NUMBER	COUNTY	BUILDING ID	FACILITY NAME	LEASE, LICENSE, OR FM	CFR DESCRIPTION	CFR TERM	FUND SOURCE	TOTAL ESTIMATED CFR COMMITMENT (CFR Term)
1	46-CFR003	Sierra	46-A1	Sierra County Courthouse	FM	Provide sound proofing for judicial officer from County probation staff by installing double door system and provide updated restroom facilities in judicial chambers.	One Year	TCTF	\$ 15,000
2	31-CFR008	Placer	31-H1	Hon. Howard G. Gibson Courthouse	FM	Install new door hardware on the interior vestibule doors for the nine courtrooms to allow the use of interview rooms located in the vestibule when the Court is not in session.	One Year	TCTF	\$ 30,000
3	15-CFR006	Kern	15-K1	Metro Traffic Facility	Lease	Cost for annual facilities lease, minor maintenance and utilities for Metro Traffic Facility leased in 2008.	Five Years	TCTF	\$ 3,622,144
4	16-CFR003	Kings	16-A5	Hanford Courthouse	Facility Modification	Exterior window washing CFR, which has not been cleaned from Dec 2015.	One-Time	TCTF	\$ 15,000
5	36-CFR047	San Bernardino	36-A2	San Bernardino Annex	Facility Modification	Demolition and tenant improvements to the first floor of the Central Annex. The detailed scope of work has been finalized and a building permit is ready for issuance. The proposed project is necessary to provide space for the Court's IT department. The use agreement for the space that this department is occupying currently expires in December 2018. The space is owned by the County of San Bernardino, and the County has expressed interest in regaining the space from the court when the agreement expires, necessitating a move. Additionally, the CEQA for the downtown area has been amended and approved for this change in operations.	One-Time	non-TCTF	\$ 760,000
6	36-CFR048	San Bernardino	36-J1	Barstow Courthouse	Facility Modification	Design costs for the installation of security fencing at Judges parking lot.	One-Time	non-TCTF	\$ 25,000
7	36-CFR049	San Bernardino	36-F1	Foothill Law & Justice Center	Facility Modification	Installation of security fencing at Judges parking lot.	One-Time	TCTF	\$ 150,000
8	36-CFR050	San Bernardino	36-A1 & 36-R1	Multiple Facilities	Facility Modification	Costs to cover exterior window washing services for multiple facilities.	One-Time	TCTF	\$ 65,000
9	19-CFR059	Los Angeles	Multiple	Multiple Facilities	Facility Modification	Provide secure parking for judicial officers in multiple facilities.	Two Years	TCTF	\$ 3,026,295
10	22-CFR019	Mariposa	22-B1, 22-B2, 22-B3	Storage Space 9, 5, 10	Lease	Three offsite storage vaults lease renewal.	Ongoing	TCTF	\$ 21,924
11	58-CFR004	Yuba	58-A1	Yuba County Courthouse	Facility Modification	Remodling of the third floor county leased space.	One-Time	TCTF	\$ 65,000
12	19-CFR060	Los Angeles	19-M1	Central Civil West	Lease	The LA Superior Court has reduced the space occupied to 37,597 sf which is still under lease by LA County through May 31, 2019. The submitted CFR includes \$20,787 due this fiscal year for a shortfall in the projected June 2018 rent as well as the rent due July 1, 2018 - May 31, 2019 which is \$880,740 for a total CFR of \$901,527.	Ongoing	TCTF	\$ 901,527
13	19-CFR058	Los Angeles	19-M1	Central Civil West	Facility Modification	Reconfiguration of the 3rd Floor Cler's office and improvements on the 16th floor.	One-Time	TCTF	\$ 265,843
Total									\$ 8,962,733



JUDICIAL COUNCIL
OF CALIFORNIA

TRIAL COURT FACILITY MODIFICATION
ADVISORY COMMITTEE

Meeting Date: 07/20/2018

Action Item 10 – Solano HOJ Flood Protection Project Update

Summary:

Review and discuss the Solano HOJ - flood protection program.

Supporting Documentation:

CAO Letter to Director of Facilities Services

Action Requested:

Review communication from County and advise staff to either keep the FM active or cancel the FM and disencumber funds.

BIRGITTA E. CORSELLO
County Administrator
becorsello@solanocounty.com
(707) 784-6100

NANCY HUSTON
Asst. County Administrator
nlhuston@solanocounty.com
(707) 784-6107

COUNTY ADMINISTRATOR'S OFFICE



SOLANO
COUNTY

675 Texas Street, Suite 6500
Fairfield, CA 94533-6342
(707) 784-6100
Fax (707) 784-7975

www.solanocounty.com

July 9, 2018

Mr. Mike Courtney
Director of Facilities Services
Judicial Council of California
2860 Gateway Oaks Drive, Suite 400
Sacramento, CA 95833-4336

Re: Memorandum of Understanding Regarding Fairfield Flood Protection Validation and Conceptual Design Study for the Downtown Fairfield County Campus

Dear Mr. Courtney:

Thank you for your letter of June 20, 2018 regarding the *MOU for the Fairfield Flood Protection Validation and Conceptual Design Study for the Downtown Fairfield Campus*. As you know, the intent of the extensive planning effort that has been progressing pursuant to the MOU between the County and Judicial Council is to identify possible ways to minimize the impact of seasonal flooding that sometimes occurs in the County/Court facilities area in downtown Fairfield.

The latest report by Lionakis entitled *Due Diligence & Basis of Design* was finalized and submitted to the Judicial Council in January 2018. This report is intended to guide all subsequent design efforts on the project, including engaging necessary consultants to prepare plans for a flood protection project that both the County and Judicial Council can support.

Lionakis also provided a cost estimate for a proposed storm water storage basin in the parking areas east of the Hall of Justice to collect water that would otherwise potentially impact Court and County facilities. The storage basin comprises an estimated \$5 million of the almost \$12 million total estimated project cost.

The feasibility of constructing the proposed storage basin is dependent upon certain assumptions, which the County is in the process of verifying. The County has previously communicated to Judicial Council staff that the verification effort is currently underway and is scheduled to conclude in late August 2018. When the verification effort is completed, the County will be in a better position to discuss next steps with the Judicial Council.

The County appreciates the support received from the Judicial Council throughout the project planning process as we work to identify practical and financially feasible ways to protect our mutual assets.

Sincerely,

Birgitta E. Corsello
County Administrator

cc: Hon. John B. Ellis, Presiding Judge
Brian Taylor, Court Executive Officer
Bernadette Curry, Deputy County Counsel



JUDICIAL COUNCIL OF CALIFORNIA

TRIAL COURT FACILITY MODIFICATION
ADVISORY COMMITTEE

Meeting Date: 07/20/2018

Discussion Item 1 – Facility Modification Policy Revision


Summary:

Review and discuss proposed policy revisions and receive feedback to proposed revisions.

Supporting Documentation:

Facility Modification Policy

- Proposed Draft
- Red Lined Version
- Baseline Version



Trial Court Facility Modifications Policy

PRESENTED TO TRIAL COURT
FACILITY MODIFICATION COMMITTEE
JULY 20, 2018 (TO BE CONSIDERED
AND ADOPTED BY THE JUDICIAL
COUNCIL)



JUDICIAL COUNCIL
OF CALIFORNIA

TRIAL COURT FACILITY MODIFICATION
ADVISORY COMMITTEE

I. Purpose

Government Code section 70391(h) requires the Judicial Council to allocate appropriated funds for the maintenance and construction of court facilities. Government Code section 70374(c)(1) authorizes the use of funds in the State Court Facilities Construction Fund for projects involving, among other things, rehabilitation, renovation, or replacement of court facilities. This document presents the methodology and process for identifying and prioritizing facility modifications (Facility Modifications) to be made to trial court facilities, the responsibility or title for which rests with the state.

This *Trial Court Facility Modification Policy* replaces and supersedes the version approved by the Judicial Council on July 27, 2012.

II. Facility Modifications

A Facility Modification is a physical modification to a facility or its components that restores or improves the designed level of function of a facility or facility components. A Facility Modification may consist of:

- A modification that alters or increases the designed level of services of a building;
- A “special improvement” meaning a one-time modification to a facility that is not expected to be repeated during the lifetime of the facility;
- An alteration, addition to, or betterment of a facility that changes its function, layout, capacity, or quality;
- An alteration, addition to, or betterment of a facility that makes the facility more energy efficient and/or conserves water usage;
- A rehabilitation, which restores a facility to its former state or capacity;
- A renovation, which restores a facility to a former or better state, including by repairing or reconstructing facility components;
- A replacement, which puts a new facility component of the same or better quality or function, in the place of an existing facility component;
- The addition of new systems, equipment, or components to a facility that would not otherwise exist;
- A modification to a facility that is required to bring the facility into compliance with law, including but not limited to the Americans with Disabilities Act, title 24 of the California Code of Regulations, and federal and state hazardous materials laws and regulations;
- Any of the foregoing where a facility or its components are damaged, seriously deteriorated, dysfunctional, subject to intermittent service outage, or otherwise in insufficient operating condition as a result of deferred maintenance, emergency, acts of God, severe wind or weather conditions, vandalism, or criminal activity; and

- A correction of collateral damage arising from an emergency incident or unanticipated finding that is discovered during the performance of Facility Modification work.

A Facility Modification differs from routine maintenance and repair of a court facility, which is the routine, recurring, and generally anticipated work that must be performed periodically throughout the life of a facility to keep the building and its grounds, equipment, and utilities infrastructure in a condition adequate to support their designed level of service. Routine maintenance and repair includes annual or less frequent periodic repairs and replacements of building components and equipment consistent with manufacturers' recommendations or industry-recommended service cycles. While a Facility Modification may either restore or improve a facility's designed level of function, routine maintenance and repair always maintains, without materially improving, the facility and its components at their designed level of function. Routine maintenance and repair is the basic and ongoing work that is needed, as part of ordinary facility operation and management, to keep the facility and its components in a condition adequate to support existing facility operations and to prevent deterioration, break down, and service interruptions.

Projects of greater scope and complexity or with a more critical impact on the ongoing safe and secure operation of the court facility are more likely to be Facility Modifications; however, for projects that are more difficult to distinguish, case-by-case evaluation is required.

A Facility Modification differs from a capital project, which significantly increases the facility's gross area; substantially renovates the majority (more than 50 percent) of the facility; involves the construction of a new facility or a facility acquisition; or changes the use of the facility, as in a conversion from another use to court use.

III. Prioritizing Facility Modification Projects

A. Identification of Potential Facility Modifications

Judicial Council staff will work with Trial Court Executive Officers and their staff to document the court's operational needs. Facility conditions will be assessed by Judicial Council staff and contractors periodically to assess facility modification requests and requirements.

As set forth below, Judicial Council staff will assign a priority category to each modification requested or indicated, develop a preliminary cost estimate, and determine a high-level scope of work for the facility modification.

B. Priority Categories for Facility Modifications

Projects determined to be Facility Modifications will be assigned one of the six priority categories described below.

Priority 1—Immediately or Potentially Critical. A Priority 1 ranking is appropriate where a condition of the facility requires immediate action to return the facility to normal operations or where a condition exists that will become critical if not corrected expeditiously. Such conditions necessitate a Facility Modification to prevent accelerated deterioration, damage, or dysfunction; to correct a safety hazard that imminently threatens loss of life or serious injury to the public or court employees; or to remedy intermittent function, service interruptions, or potential safety hazards. These conditions may include, but are not limited to, major flooding, substantial damage to roofs or other structural building components, or actual or imminent hazardous material release or exposure. Depending on scope, complexity, and impact, a severe deterioration in life, safety or security components may also be considered a condition requiring a Priority 1 Facility Modification.

Priority 1 Facility Modification requests will be addressed immediately by Judicial Council staff using internal procedures—including a method and a process for setting aside funds to address Priority 1 requests—that ensure timely and effective responses to unplanned damage, deterioration, or dysfunction resulting from an emergency or other potentially critical conditions.

Priority 2—Necessary, But Not Yet Critical. A Priority 2 ranking is appropriate where a facility requires a modification to preclude deterioration, potential loss of function or service, or associated damage or higher costs if correction of a condition is further deferred.

Priority 3—Needed. A Priority 3 ranking is appropriate where addressing a Facility Modification will reduce long-term maintenance or repair costs or improve the functionality, usability, and accessibility of a court facility. Such a condition is not hindering to the most basic functions of the facility, but its correction will improve court operations. All energy efficiency projects will be classified as Priority 3, unless energy efficiency is a component of the overall project.

Priority 4—Does Not Meet Current Codes or Standards. A Priority 4 ranking is appropriate where a facility or one or more of its components does not conform to current code requirements, despite having complied with all codes in place at the time of initial construction. Such conditions are considered *legally nonconforming*, and their modification to meet current code requirements is generally not required.

Priority 5—Beyond Rated Life, But Serviceable. A Priority 5 ranking is appropriate where a facility is currently adequate to support court operations but, owing to some condition, cannot

be expected to fully and properly function as designed for more than one year without the requested Facility Modification.

Priority 6—Hazardous Materials, Managed But Not Abated. A Priority 6 ranking is appropriate for a Facility Modification where a facility contains hazardous materials, such as asbestos or lead-based paints, that are managed in place and not yet abated.

Facility Modifications determined to be Priority 1 will be addressed immediately regardless of whether the facility is subject to a joint occupancy agreement with a county. Planned Priority 2–6 Facility Modifications located in a common area in a facility that is subject to a joint occupancy agreement with a county will be assigned an appropriate priority category, however, the implementation of that Facility Modification may be dependent on financial participation by the county that shares the facility.

Attachment A sets forth examples of priority levels for specific types of projects (i.e. Paint/Wall Covering and Window Covering, Flooring, Americans with Disabilities Act (ADA) Projects, Vandalism and Graffiti Mitigation).

C. Scoring and Prioritizing Priority 2–6 Facility Modifications

Within each priority category, each proposed facility modification will be scored and prioritized by Judicial Council staff utilizing the first five criteria listed below. The facility modifications will be ranked within each priority with the lowest cumulative scores within a priority signifying the highest ranking and the highest scores within a priority signifying the lowest ranking.

1. Justification and Effect on the Court: This will be a score between 5 and 50 (with 5 indicating the court is closed or court operations are significantly impacted (negatively) due to the need for the facility modification and 50 indicating the court is operating at standard productivity and court appearance/dignity is not diminished by the condition, however, it would be desirable to complete the facility modification this is a desirable facility modification, but is not essential for court operations). *Please note that any number between 5 and 50 can be used to quantify the justification and the effect this requirement has on the court.* The chart below will assist in determining the correct number. Equity among courts can be taken into consideration when assigning appropriate values below.

- 5-15 Court operations are *significantly* impacted (negatively)
- 16-20 Court is operating, but at less than standard productivity
- 21-35 Court appearance and dignity is diminished by the condition of the facility
- 36-50 The court is operating at standard productivity and court appearance/dignity is not diminished by the condition, however, it would be desirable to complete the facility modification

2. Safety, Security, Risk Management: This will be a score between 5 and 25 (with 5 indicating there is a potential for serious risk and 25 indicating there is no risk) The focus

here is on safety, security, and risk management/mitigation by taking into consideration public and employee safety. *Please note that any number in between 5 and 25 can be used to quantify the effect this requirement has on the court.* The chart below will assist in determining the correct number.

- 5-15 Potential serious risk
- 16-20 No significant risk
- 21-25 No risk

3. Feasibility: This will be a score of 10, 15, 20, or 25 (with 10 indicating the project is easy to perform and 25 indicating the project requires major design efforts and may not be practical to perform). Factors to consider when assigning a score are (a) whether the modification is a shared responsibility with a county which would require an independent agreement to share costs of that modification; (b) permitting issues, (c) funding availability, (e) design and plan status, (f) court approvals, and (g) fire plans.

- 10 Easy to perform with little/no planning or design
- 15 Requires some planning and design
- 20 Requires major design effort or shared cost difficult to receive
- 25 Requires major design effort, may not be practical, shared cost highly unlikely

4. Cost/Benefit: This will be a score based on the Simple Return on Investment (ROI) value associated with the project. Deduction will be 3 points for each year of ROI less than seven creating a potential score of between -21 and -3. This criterion allows for facility modifications that will pay back the cost of the effort over shorter time frames to move up the list by using a negative score. An energy-saving improvement yielding reduced utility bills or an automation project resulting in a demonstrable reduction in labor expenses are good examples. Project documentation must be validated by Judicial Council staff.

- 0 ROI in excess of 7 years
- -3 ROI of 7 years
- -6 to -21 ROI of 6 to 1 year

For Facility Modifications, where energy efficiency is the primary component of the project, the Maximum Investment Threshold (MIT)¹ will be used for the completing the cost/benefit score.

- 0 MIT in excess of 7 years
- -3 MIT of 7 years
- -6 to -21 MIT of 6 to 1 year

5. Design Status: This will be a score of 5, 15, or 25 (with 5 indicating the project is

¹ Maximum Investment Threshold is 50% of the maximum of either (a) the Effective Useful Life as defined by California Public Utilities Commission (derived from Database of Energy Efficiency Resources), or (b) Guaranteed Life (manufacturer's guarantee or warranty exceeding stated Effective Useful Life).

designed and ready to perform today, and 25 indicating the designs will take more than 90 days to complete). Facility modifications that require no design effort, or are already in design, will receive higher scores than those still requiring design effort.

- 5 Designed, ready to perform immediately
- 15 Designed will be ready perform within 90 days
- 25 Designs will take more than 90 days to complete

6. Planned Major Capital Improvements: Judicial Council staff can take into consideration whether there is a planned major capital project that would address the facility modification need in a reasonable period of time. If there is a planned major capital project that will address the facility modification need in a reasonable period of time, Judicial Council may determine that it is not an efficient use of resources to implement the facility modification notwithstanding the final scoring of the five criteria listed above.

E. TCFMAC Review of Court Requests for Reconsideration

The Trial Court Facility Modification Advisory Committee (“TCFMAC”) will meet as needed to review the Judicial Council staff prepared reports, which will include a suggested ranked list of all proposed Facility Modifications with fully developed scopes of work and cost estimates as well as current funding availability. The total cost of all modifications on the draft ranked list may not exceed total available funding for the current fiscal year. Based on a review of the Judicial Council reports and any other available information, the TCFMAC will determine which modifications to recommend for funding in the current fiscal year and which should be deferred for future consideration based on funding availability. The TCFMAC may also determine that certain items do not qualify as Facility Modifications and remove them from the list of recommended projects.

Courts and Judicial Council staff may request a decision made by the TCFMAC be reconsidered. Such requests could address funding, prioritization, or scoring decisions. All such requests must be in writing and signed by the Presiding Judge or Court Executive Officer or if from the Judicial Council, the Director of the Facilities Services. Request for reconsideration should be submitted to the Chair of TCFMAC. The TCFMAC will then review all the information and make a final determination.

IV. Quarterly Reports to the Judicial Council

Judicial Council staff will develop a quarterly report for each quarter of the fiscal year to be approved by TCFMAC and provided to the council as an informational item. The report will include a list of all Facility Modifications funded during the quarter, as well as any reallocation of funds between the funding categories. The final quarter report for each fiscal year will also include the annual summary of facility modifications for the prior fiscal year.

Attachment - A

Paint/Wall Covering and Window Covering

The following priorities are applicable for facility modification involving paint/wall covering and window coverings when paid for by the Judicial Council, however, Rule 10.810 authorizes courts to use their operating funds for interior painting. If a local court elects to utilize its own operating funds for interior painting, then these priorities are not applicable since the costs are being paid for by the local court and will not be funded as a facility modification project pursuant to this policy.

Priority 1: Only when done as part of a larger Priority 1 FM that would require painting to complete the repair. Example; if a water leak resulted in replacement of sheetrock, painting to match the preexisting color would be included in the renovation effort.

Priority 2: Only used for significant safety hazards (e.g., peeling lead-based paint). Priority 2 facility modifications should be limited to the minimum effort needed to address the immediate concern (corner to corner painting versus whole room).

Priority 3: Use when excessive wear does not justify a Priority 2 but impacts the dignity of the court to a level that its correction will improve court operations and provide minimal maintenance standards. e.g.: Repainting and wall covering repairs in public common areas and courtrooms where the wear/damage indicates a total lack of concern for basic maintenance standards. Priority 3 projects should be limited to the minimum effort needed to address the immediate concern (corner to corner painting versus whole room). Priority 3 facility modifications should limit planned work in alignment with this requirement during project scope development.

Priority 4: Only used where painting is required for code compliance.

Priority 5: Most painting and wall/window covering replacement will fall into this priority. The Judicial Council will develop a cyclical painting program that will set standards for desirable painting cycles. Due to the limited funding for this priority, courts should be encouraged to budget for recurring painting and wall covering replacement.

Priority 6: Only used to provide repairs/covering after the removal of manage but not abated hazardous materials.

Attachment - A

Flooring

The following priorities are applicable for facility modifications involving flooring when paid for by the Judicial Council. Notwithstanding the preceding, Rule 10.810 authorizes local courts to use their own operating funds for flooring projects. If a local court elects to utilize its own operating funds for flooring projects, then these priorities are not applicable since the costs are being paid for by the local court and will not be funded as a facility modification project pursuant to this policy.

Priority 1: Only used when there is a complete collapse of the subflooring that results in damage to the floor finishing or when done as part of a larger Priority 1 FM that would require flooring repairs/replacement to complete the repair. Example; if a water leak resulted in molding carpeting, replacing the carpet to match the preexisting carpet would be included in the repair effort.

Priority 2: Only used for significant safety hazards, i.e. tripping hazards. Before flooring replacement is approved repairs of the existing flooring should be attempted. Only when repairs are not practical or cost efficient should total area flooring be replaced. Even then it should normally be limited to the room/area and not extended to the entire floor or department.

Priority 3: Use when excessive wear does not justify a Priority 2 but impacts the dignity of the court to a level that its correction will improve court operations and provide minimal maintenance standards. e.g.: Repairs in public common areas and courtrooms where the wear/damage indicates a total lack of concern for basic maintenance standards. Priority 3 work should be limited to the minimum effort needed to address the immediate concern (single room versus whole floor).

Priority 4: Only used where flooring repairs/replacement is required for code compliance.

Priority 5: Most flooring replacement will fall into this priority. Due to the limited funding for this priority, courts should be encouraged to budget for normal life cycle flooring replacement.

Priority 6: Only used to provide repairs/replacement after the removal of manage but not abated hazardous materials.

Attachment - A

Americans with Disabilities Act Projects

The Judicial Council has the responsibility to make certain that all court buildings comply with the Americans with Disabilities Act (ADA). The priorities for ADA projects will be as follows:

Priority 1: ADA projects will not normally fall under this priority as this priority is generally intended to repair an existing condition which condition has become immediately or potentially critical in nature due to it being broken or damaged (i.e. this priority is not intended to be an upgrade to an existing condition).

Priority 2: Only used to mitigate a legal action or written claim and only for the items noted in the written claim or legal action . Example; if the written claim or legal action identifies no ADA accessible bathrooms on the first floor, the focus will be on providing an accessible bathroom on the first floor and not throughout the building. If ADA compliance is part of the overall repair, then compliance must be followed for that specific repair. Example; if the priority 2 is to replace a washroom lavatory and fixtures, that particular lavatory and associated fixture and its components must be ADA compliant.

Priority 3: Use when there is an impact to the dignity of the court to a level that its correction will improve functionality, usability and accessibility of court operations. Priority 3 work should be limited to the minimum effort needed to address the immediate concern. If ADA compliance is part of the overall repair, then compliance must be followed for that specific repair. Example; if the priority 3 is to replace or add a break room cabinet, sink and fixtures, that particular cabinet and associated fixtures, and its components must be ADA compliant.

Priority 4: Most ADA work will fall under this priority. Example; Doors do not have closers or proper pull weight, bathrooms are not compliant, ramps needed, service counter heights to high and elevator operating panels not compliant.

Priority 5: ADA projects will not fall under this priority.

Priority 6: ADA projects will not fall under this priority.

Attachment - A

Vandalism and Graffiti Mitigation

The Judicial Council has the responsibility for damage that occurs to court facilities as a result of vandalism. Vandalism includes graffiti related damage. The priority for Vandalism and Graffiti Mitigation will be established as follows:

Priority 1: These projects immediately impact and/or are potentially critical in nature. Such conditions may include, but are not limited to, the following; major flooding; substantial damage to roofs or other structural building components; or hazardous material exposure. It would be exceedingly rare for a graffiti related vandalism project to reach this level of impact to court operations.


Priority 2: Graffiti/Vandalism Mitigation can only be justified as a Priority 2 if it is described as vandalism, in a public area that must be repaired immediately to prevent further deterioration of the building infrastructure. Public areas are generally described as building lobby areas, restrooms within free access areas, and corridors outside of courtrooms where the public congregate. Priority 2 facility modifications should be limited to the minimum effort needed to address the immediate concern.

Priority 3: Use when there is an impact to the dignity of the court to a level that its correction will improve functionality, usability, and accessibility of court operations. Priority 3 work should be limited to the minimum effort needed to address the immediate concern.

Priority 4: Only used where Graffiti/Vandalism Mitigation is required for code compliance.

Priority 5: Graffiti/Vandalism Mitigation projects will not fall under this priority.

Priority 6: Graffiti/Vandalism Mitigation projects will not fall under this priority.



Trial Court Facility Modifications Policy

~~ADOPTED AND EFFECTIVE
JULY 27, 2012~~

PRESENTED TO TRIAL COURT
FACILITY MODIFICATION COMMITTEE
JULY 20, 2018 (TO BE CONSIDERED
AND ADOPTED BY THE JUDICIAL
COUNCIL)



ADMINISTRATIVE OFFICE OF THE COURTS

OFFICE OF COURT CONSTRUCTION
AND MANAGEMENT



JUDICIAL COUNCIL OF CALIFORNIA

TRIAL COURT FACILITY MODIFICATION
ADVISORY COMMITTEE

I. Purpose

Government Code section 70391(h) requires the Judicial Council to allocate appropriated funds for the maintenance and construction of court facilities. Government Code section 70374(c)(1) authorizes the use of funds in the State Court Facilities Construction Fund for projects involving, among other things, rehabilitation, renovation, or replacement of court facilities. This document presents the methodology and process for identifying and prioritizing facility modifications (Facility Modifications) to be made to trial court facilities, the responsibility or title for which rests with the state.

This ~~document~~ *Trial Court Facility Modification Policy* replaces and supersedes the version approved by the Judicial Council's ~~Prioritization Methodology for Modifications to Court Facilities; last revised April 24, 2009 and, if approved, would become effective~~ Council on July 27, 2012.

II. Definitions Facility Modifications

A. Facility Modification

A Facility Modification is a physical modification to a facility or its components that restores or improves the designed level of function of a facility or facility components. A Facility Modification may consist of:

- A modification that alters or increases the designed level of services of a building;
- A "special improvement" meaning a one-time modification to a facility that is not expected to be repeated during the lifetime of the facility;
- An alteration, addition to, or betterment of a facility that changes its function, layout, capacity, or quality;

- An alteration, addition to, or betterment of a facility that makes the facility more energy efficient and/or conserves water usage;
- A rehabilitation, which restores a facility to its former state or capacity;
- A renovation, which restores a facility to a former or better state, including by repairing or reconstructing facility components;
- A replacement, which puts a new facility component of the same or better quality or function, in the place of an existing facility component;
- The addition of new systems, equipment, or components to a facility that would not otherwise exist;
- A modification to a facility that is required to bring the facility into compliance with law, including but not limited to the Americans with Disabilities Act, title 24 of the California Code of Regulations, and federal and state hazardous materials laws and regulations;
- Any of the foregoing where a facility or its components are damaged, seriously deteriorated, dysfunctional, subject to intermittent service outage, or otherwise in insufficient operating condition as a result of deferred maintenance, emergency, acts of God, severe wind or weather conditions, vandalism, or criminal activity; and
- A correction of collateral damage arising from an emergency incident or unanticipated finding that is discovered during the performance of Facility Modification work.

A Facility Modification differs from routine maintenance and repair of a court facility, which is the routine, recurring, and generally anticipated work that must be performed periodically throughout the life of a facility to keep the building and its grounds, equipment, and utilities infrastructure in a condition adequate to support their designed level of service. Routine maintenance and repair includes annual or less frequent periodic repairs and replacements of building components and equipment consistent with manufacturers' recommendations or industry-recommended service cycles. While a Facility Modification may either restore or improve a facility's designed level of function, routine maintenance and repair always maintains, without materially improving, the facility and its components at their designed level of function. Routine maintenance and repair is the basic and ongoing work that is needed, as part of ordinary facility operation and management, to keep the facility and its components in a condition adequate to support existing facility operations and to prevent deterioration, break down, and service interruptions.

~~In some instances, it is difficult to distinguish between a Facility Modification, on the one hand, and routine maintenance and repair, on the other hand. Facility Modifications are distinguished from routine maintenance and repair based on the scope and complexity of the work to be performed, and the anticipated impact of the work on the ongoing operation of the facility. Factors to be considered in evaluating the scope, complexity, and impact of a project include:~~

- ~~• The amount of time and materials needed to complete the work;~~

- ~~The number of steps involved in completing the project;~~
- ~~The type and number of tools required to perform the work;~~
- ~~The extent to which facility structures or equipment must be altered or moved to complete the project;~~
- ~~Whether the facility component involved is a substantial part of a major facility system;~~
- ~~Whether one or more facility systems will be disrupted or taken out of service as a result of the project; and~~
- ~~Whether the project involves critical facility systems such as life safety or security equipment, HVAC equipment, utilities infrastructure, roofs and other structural components, or accessibility features (i.e., elevators, escalators, doors, parking lots and structures).~~

Projects of greater scope and complexity or with a more critical impact on the ongoing safe and secure operation of the court facility are more likely to be Facility Modifications; however, for projects that are more difficult to distinguish, case-by-case evaluation is required.

A Facility Modification differs from a capital project, which significantly increases the facility's gross area; substantially renovates the majority (more than 50 percent) of the facility; involves the construction of a new facility or a facility acquisition; or changes the use of the facility, as in a conversion from another use to court use.

~~B. Judicial Branch Facilities' Customer Service Center (CSC)~~

~~The Judicial Branch Facilities' Customer Service Center, or CSC, is a, 24-hour service center established to receive, track, and control all work statewide related to court facilities. The center is managed by the Office of Court Construction and Management (OCCM), a division of the Administrative Office of the Courts (AOC), through its Real Estate and Asset Management Services' Facilities Management Unit. The CSC is the primary contact point for all III. Prioritizing Facility Modification requests and all maintenance services. The e-mail address is csc@jud.ca.gov. Projects~~

~~C. Facility Modification Budget Allocation Categories~~

~~A. Statewide Identification of Potential Facility Modifications Planning Allocation~~

~~The Statewide Facility Modifications Planning Allocation is the portion of the Facility Modifications budget set aside by the Judicial Council for planning, investigations, and other activities related to the identification, solution analysis or development of Facility Modification requirements, estimates, and plans. This includes studies of issues that may eventually require Facility Modifications as well as full facility assessments used for long-range planning of the Facility Modification program. This budget does not include detailed construction design work, which is incorporated into the cost of each specific Facility Modification.~~

~~1. Priority 1 Facility Modifications Allocation~~

~~The Priority 1 Facility Modifications Allocation is the portion of the Facility Modification budget set aside by the Judicial Council for performance of emergency Facility Modifications. Due to the unpredictable nature of these Facility Modifications funding must be set aside to ensure an adequate reserve to address any emergencies that may arise over the course of the Fiscal Year.~~

~~2. Planned Facility Modifications Allocation~~

~~The Planned Facility Modifications Allocation is the portion of the Facility Modification budget set aside by the Judicial Council for Facility Modifications that the TCFMWG has fully vetted and recommended for funding at the beginning of the Fiscal Year and that are approved by the Judicial Council. Typically these Facility Modifications are considered to be among the highest priority from those *not* funded in the previous year due to budget constraints. Funds remaining in this allocation after all Planned Facility Modifications have been completed can be reallocated by the among the other Facilities Modification Budget Categories. The Judicial Council will be advised of any such reallocations in the annual information report submitted after the close of each fiscal year. The report also will indicate if any Planned Facility Modifications approved by the council are cancelled.~~

~~3. Priority 2-6 Facility Modifications Allocation~~

~~The remainder of the Facility Modifications budget is set aside by the Judicial Council for Priority 2-6 Facility Modifications that were either not received prior to the beginning of the fiscal year or involved lower priority work not yet fully vetted and estimated but eligible for funding during the current fiscal year depending on funds available and priority of the requested modification.~~

~~This budget allocation is spread over the course of the Fiscal Year by the TCFMWG to fund requests that are ad hoc or unplanned, but that rank among the highest priority Facility Modifications. The TCFMWG will determine at the beginning of the fiscal year the amount to be used at each of its meetings as part of a plan to stage the work over the course of the year. This will allow for funding decision at each meeting to ensure funds are spent appropriately and fully for the fiscal year. Based on this funding determination the AOC staff will present a proposed list of Facility Modification at each meeting. The TCFMWG will then approve or disapprove funding for each of the proposed Facility Modifications.~~

Judicial Council staff will work with Trial Court Executive Officers and their staff to document the court's operational needs. Facility conditions will be assessed by Judicial Council staff and contractors periodically to assess facility modification requests and requirements.

As set forth below, Judicial Council staff will assign a priority category to each modification requested or indicated, develop a preliminary cost estimate, and determine a high-level scope of work for the facility modification.

B. Priority Categories for Facility Modifications

~~III. Priority Categories~~

~~Priority Categories for Facility Modifications~~

~~Projects determined to be Facility Modifications will be assigned one of the six priority categories described below. These priority categories are based on methods commonly used by private sector facility management firms. Facility Modifications will be prioritized based on confirmation that the requested project qualifies as a Facility Modification under the criteria in section IIA above, as well as by priority category, specific justifications, effect on court operations, public and employee safety, risk management and mitigation, funding availability, equity among the courts, implementation feasibility, cost/benefit analysis, planning and design status, contribution to ADA compliance, and status of major capital improvements.~~

~~Facility Modifications determined to be Priority 1 will be addressed immediately and regardless of whether the court occupies a shared use facility. Planned Priority 2–6 Facility Modifications requested for shared use facilities will be assigned an appropriate priority category; their prioritization and implementation may be dependent, however, on financial participation by the county that shares the building.~~

~~Priority categories for Facility Modifications are as follows:~~

Priority 1—Immediately or Potentially Critical. A Priority 1 ranking is appropriate where a condition of the facility requires immediate action to return the facility to normal operations or where a condition exists that will become critical if not corrected expeditiously. Such conditions necessitate a Facility Modification to prevent accelerated deterioration, damage, or dysfunction; to correct a safety hazard that imminently threatens loss of life or serious injury to the public or court employees; or to remedy intermittent function, service interruptions, or potential safety hazards. These conditions may include, but are not limited to, major flooding, substantial damage to roofs or other structural building components, or actual or imminent hazardous material release or exposure. Depending on scope, complexity, and impact, a severe deterioration in life, safety or security components may also be considered a condition requiring a Priority 1 Facility Modification.

~~Owing to their critical nature,~~ Priority 1 Facility Modification requests will be addressed immediately by AOC Judicial Council staff using internal procedures—including a method and a process for setting aside funds to address Priority 1 requests—that ensure timely and effective responses to unplanned damage, deterioration, or dysfunction resulting from an

emergency or other potentially critical conditions.

Priority 2—Necessary, But Not Yet Critical. A Priority 2 ranking is appropriate where a facility requires a modification to preclude deterioration, potential loss of function or service, or associated damage or higher costs if correction of a condition is further deferred.

Priority 3—Needed. A Priority 3 ranking is appropriate where addressing a Facility Modification will reduce long-term maintenance or repair costs or improve the functionality, usability, and accessibility of a court facility. Such a condition is not hindering to the most basic functions of the facility, but its correction will improve court operations. All energy efficiency projects will be classified as Priority 3, unless energy efficiency is a component of the overall project.

Priority 4—Does Not Meet Current Codes or Standards. A Priority 4 ranking is appropriate where a facility or one or more of its components does not conform to current code requirements, despite having complied with all codes in place at the time of initial construction. Such conditions are considered *legally nonconforming*, and their modification to meet current code requirements is generally not required.

Priority 5—Beyond Rated Life, But Serviceable. A Priority 5 ranking is appropriate where a facility is currently adequate to support court operations but, owing to some condition, cannot be expected to fully and properly function as designed for more than one year without the requested Facility Modification.

Priority 6—Hazardous Materials, Managed But Not Abated. A Priority 6 ranking is appropriate for a Facility Modification where a facility contains hazardous materials, such as asbestos or lead-based paints, that are managed in place and not yet abated.

Facility Modifications determined to be Priority 1 will be addressed immediately regardless of whether the facility is subject to a joint occupancy agreement with a county. Planned Priority 2–6 Facility Modifications located in a common area in a facility that is subject to a joint occupancy agreement with a county will be assigned an appropriate priority category, however, the implementation of that Facility Modification may be dependent on financial participation by the county that shares the facility.

Attachment A sets forth examples of priority levels for specific types of projects (i.e. Paint/Wall Covering and Window Covering, Flooring, Americans with Disabilities Act (ADA) Projects, Vandalism and Graffiti Mitigation.

C. Scoring and Prioritizing Priority 2–6 Facility Modifications

Within each priority category, each proposed facility modification will be scored and prioritized by Judicial Council staff utilizing the first five criteria listed below. The facility modifications

will be ranked within each priority with the lowest cumulative scores within a priority signifying the highest ranking and the highest scores within a priority signifying the lowest ranking.

1. Justification and Effect on the Court: This will be a score between 5 and 50 (with 5 indicating the court is closed or court operations are significantly impacted (negatively) due to the need for the facility modification and 50 indicating the court is operating at standard productivity and court appearance/dignity is not diminished by the condition, however, it would be desirable to complete the facility modification this is a desirable facility modification, but is not essential for court operations). *Please note that any number between 5 and 50 can be used to quantify the justification and the effect this requirement has on the court.* The chart below will assist in determining the correct number. Equity among courts can be taken into consideration when assigning appropriate values below.

- 5-15 Court operations are *significantly* impacted (negatively)
- 16-20 Court is operating, but at less than standard productivity
- 21-35 Court appearance and dignity is diminished by the condition of the facility
- 36-50 The court is operating at standard productivity and court appearance/dignity is not diminished by the condition, however, it would be desirable to complete the facility modification

2. Safety, Security, Risk Management: This will be a score between 5 and 25 (with 5 indicating there is a potential for serious risk and 25 indicating there is no risk) The focus here is on safety, security, and risk management/mitigation by taking into consideration public and employee safety. *Please note that any number in between 5 and 25 can be used to quantify the effect this requirement has on the court.* The chart below will assist in determining the correct number.

- 5-15 Potential serious risk
- 16-20 No significant risk
- 21-25 No risk

3. Feasibility: This will be a score of 10, 15, 20, or 25 (with 10 indicating the project is easy to perform and 25 indicating the project requires major design efforts and may not be practical to perform). Factors to consider when assigning a score are (a) whether the modification is a shared responsibility with a county which would require an independent agreement to share costs of that modification; (b) permitting issues, (c) funding availability, (e) design and plan status, (f) court approvals, and (g) fire plans.

- 10 Easy to perform with little/no planning or design
- 15 Requires some planning and design
- 20 Requires major design effort or shared cost difficult to receive
- 25 Requires major design effort, may not be practical, shared cost highly unlikely

4. Cost/Benefit: This will be a score based on the Simple Return on Investment (ROI) value associated with the project. Deduction will be 3 points for each year of ROI less than

seven creating a potential score of between -21 and -3. This criterion allows for facility modifications that will pay back the cost of the effort over shorter time frames to move up the list by using a negative score. An energy-saving improvement yielding reduced utility bills or an automation project resulting in a demonstrable reduction in labor expenses are good examples. Project documentation must be validated by Judicial Council staff.

- 0 ROI in excess of 7 years
- -3 ROI of 7 years
- -6 to -21 ROI of 6 to 1 year

For Facility Modifications, where energy efficiency is the primary component of the project, the Maximum Investment Threshold (MIT)¹ will be used for the completing the cost/benefit score.

- 0 MIT in excess of 7 years
- -3 MIT of 7 years
- -6 to -21 MIT of 6 to 1 year

5. Design Status: This will be a score of 5, 15, or 25 (with 5 indicating the project is designed and ready to perform today, and 25 indicating the designs will take more than 90 days to complete). Facility modifications that require no design effort, or are already in design, will receive higher scores than those still requiring design effort.

- 5 Designed, ready to perform immediately
- 15 Designed will be ready perform within 90 days
- 25 Designs will take more than 90 days to complete

6. Planned Major Capital Improvements: Judicial Council staff can take into consideration whether there is a planned major capital project that would address the facility modification need in a reasonable period of time. If there is a planned major capital project that will address the facility modification need in a reasonable period of time, Judicial Council may determine that it is not an efficient use of resources to implement the facility modification notwithstanding the final scoring of the five criteria listed above.

E. TCFMAC Review of Court Requests for Reconsideration

The Trial Court Facility

Modification Advisory Committee (“TCFMAC”) will meet as needed to review the Judicial Council **IV.** Process for Requesting and Prioritizing Facility Modifications

¹ Maximum Investment Threshold is 50% of the maximum of either (a) the Effective Useful Life as defined by California Public Utilities Commission (derived from Database of Energy Efficiency Resources), or (b) Guaranteed Life (manufacturer’s guarantee or warrantee exceeding stated Effective Useful Life).

~~A. Requesting Facility Modifications~~

~~Potential Facility Modifications will be identified by court and AOC personnel through requests made to the CSC. The AOC staff in collaboration with the local court staff will~~

- ~~• confirm that each requested project is a Facility Modification under the criteria set forth above in section II;~~
- ~~• assign a priority category to each request;~~
- ~~• resolve any questions and develop a preliminary cost estimate; and~~
- ~~• finalize the scope of the Facility Modification.~~

~~**1. Priority 1 Requests.** Owing to their critical nature, Priority 1 requests will be addressed immediately by AOC staff using internal procedures that ensure timely and effective responses to unplanned damage, deterioration, or dysfunction resulting from an emergency or other potentially critical conditions. AOC staff will report to the TCFMWG on all Priority 1 request as part of the next scheduled TCFMWG meeting.~~

~~**2. Priority 2–6 Requests.** Requests for Priority 2–6 Facility Modifications will be tracked by the AOC and the courts using the AOC’s Computer Aided Facility Management (CAFM) database. Each request will outline the problem to be addressed and state the impact if the problem is not addressed. Requests will be processed by CSC staff and tracked in CAFM.~~

~~B. Prioritizing Requests for Priority 2–6 Facility Modifications~~

~~The following criteria will be used in ranking of all noncritical Facility Modifications:—~~

- ~~• priority category~~
- ~~• specific justifications, effect on court operations~~
- ~~• public and employee safety and security, and risk management~~
- ~~• funding availability~~
- ~~• equity among the courts~~
- ~~• implementation feasibility~~
- ~~• cost/benefit analysis~~
- ~~• design and plan status,~~
- ~~• contribution to ADA compliance~~
- ~~• planned major capital improvements~~

~~V. Trial Court Facility Modifications Working Group~~

~~A. Trial Court Facility Modifications Working Group: Membership and Terms~~

~~The Trial Court Facility Modifications Working Group (TCFMWG) has been established by the Judicial Council to review Facility Modification needs across the state. Judges or court executive officers from any California court who have knowledge of or interest in facilities management or construction are eligible to apply for membership. The TCFMWG consists of five judges selected by the Trial Court Presiding Judges Advisory Committee and three Court Executive Officers selected by the Court Executive Officers Advisory Committee. Members serve a three-year term,~~

though terms may be extended at the discretion of the chair of the Court Facilities Working Group (CFWG). The chair and vice chair of the TCFMWG are appointed from among the TCFMWG membership by the Chief Justice, with recommendations from the chair of the CFWG. AOC staff is responsible for notifying the pertinent selection committee when new members need to be appointed.

B. Trial Court Facility Modifications Working Group: Duties and Procedures

The TCFMWG will meet as needed to review the AOC staff prepared reports, which will include a suggested ranked list of all proposed Facility Modifications with fully developed scopes of work and cost estimates as well as current funding availability. The total cost of all modifications on the draft ranked list may not exceed total available funding for the current fiscal year. Based on a review of the AOC Judicial Council reports and any other available information, the TCFMWG TCFMAC will determine which modifications to recommend for funding in the current fiscal year and which should be deferred for future consideration based on funding availability. The group TCFMAC may also determine that certain items do not qualify as Facility Modifications and remove them from the list of recommended projects.

C. Trial Court Facility Modifications Working Group: Annual Recommendation to the Courts and Judicial Council

1. ~~The Legislature appropriates funding to the annual Facility Modification budget (annual budget) out of the State Court Facilities Construction Fund and the Immediate and Critical Needs Account.~~
2. ~~Based on the annual budget, the AOC staff to the TCFMWG will develop a proposed allocation among the four Facility Modification Budget Allocation Categories and a list of potential Planned Facility Modifications.~~
3. ~~The TCFMWG will consider the AOC staff proposal and develop a recommended allocation among the four Facility Modification Budget Allocation Categories; Priority 1 Facility Modifications, Statewide Facility Modification Planning, Planned Facility Modifications, and Priority 2-6 Facility Modifications.~~
4. ~~The TCFMWG will also use this AOC staff proposal to determine if there are high priority Facility Modifications that should be funded with the Planned Facility Modification allocation. A list of proposed Planned Facility Modifications, if any, will be developed, and will include the location, a short description, and estimated cost of each Planned Facility Modification. Based on the Annual Budget, the TCFMWG may recommend all funding be preserved for use on the highest priority Facility Modifications throughout the year and not recommend any Planned Facility Modifications.~~
5. ~~The TCFMWG's draft recommendations of the proposed funding allocation and the list of Planned Facility Modifications will be request a decision made available to the trial courts for comment by posting them on Serranus and emailing them to the the TCFMAC be reconsidered. Such requests could address funding, prioritization, or scoring~~

~~decisions. All such requests must be in writing and signed by the Presiding Judges and the Judge or Court Executive Officers. The comments and the TCFMWG's responses will be included with the final recommendations in a report to the CFWG.~~

- ~~6. Based upon comments received, the TCFMWG will determine its final recommended funding allocation and list of Planned Facility Modifications, which will be presented to the CFWG for review and approval. The CFWG may approve the TCFMWG recommendations in whole or it may revise the recommendations.~~

~~—The CFWG will forward its recommended funding allocation and list of Planned Facility Modifications to E&P for placing on a Officer or if from the Judicial Council business meeting agenda for the council's consideration and approval or revision—, the Director of the Facilities Services. Request for reconsideration should be submitted to the Chair of TCFMAC. The TCFMAC will then review all the information and make a final determination.~~

- ~~7. IV. This policy, and the budget allocations and list of Planned Facility Modifications approved by the Judicial Council will be the basis on which the TCFMWG and the AOC in collaboration with the local courts will proceed to implement Facility Modifications.~~
- ~~8. During the fiscal year, justifiable reasons may arise for reallocating funds among the four Facility Modification budget allocations—Statewide Facility Modification Planning, Priority 1, Planned, and Priorities 2–6. Under this policy, the Judicial Council delegates to the TCFMWG the authority to redistribute funds among the four budget allocations as necessary to ensure that the funds are used in the fiscal year and are used for the highest priority Facility Modifications, consistent with this policy and the criteria outline in section IV.B above. All reallocations will be reported to the council as part of the annual report on the activities of the TCFMWG.~~
- ~~9. The Judicial Council also delegates to the TCFMWG the authority to approved Priority 1 and 2 Facility Modifications between the beginning of the fiscal year and the Judicial Council's approval of the annual budget allocation and list of Planned Facility Modifications. This is necessary to ensure that emergency and necessary Facility Modifications that could impact court operations are not delayed. The TCFMWG will not expend more than 20% of the annual budget prior to the Judicial Council's approval.~~

D. Trial Court Facility Modifications Working Group: Annual Informational Report

~~The TCFMWG will develop an informational annual report summarizing its activities during the preceding fiscal year. Like the annual budget allocation recommendation, this report will be provided to the courts for comment in the same manner as the recommendations to the Judicial Council outlined above.~~

~~This report will be developed in the second quarter of the new fiscal year after all data is available~~

~~and analyzed for the preceding year. This report will include data on actual expenditures, requests received, any backlog of work based on industry standard major facility systems, funding of modifications by priority, time required to complete each project, cancellation of any council-approved projects, redistribution of funding between categories, and other significant TCFMWG activities.~~

~~The CFWG will review this report and forward it to E&P for placing on a Judicial Council business meeting agenda as an informational item.~~

~~**E. Trial Court Facility Modifications Working Group: Quarterly Report to E&P**~~

~~The TCFMWG will develop a quarterly report to provide to E&P, which will also be provided to the Judicial Council at the next council meeting. Quarterly Reports to the Judicial Council~~

~~Judicial Council staff will develop a quarterly report for each quarter of the fiscal year to be approved by TCFMAC and provided to the council as an informational item. The report will include a list of all Facility Modifications funded during the quarter, as well as any reallocation of ~~fund~~funds between the funding categories. The first of these reports~~final quarter report for each fiscal year~~ will be presented to E&P in October 2012 covering~~also include~~ the first quarter of FY 2012-13~~annual summary of facility modifications for the prior fiscal year.~~~~

Attachment - A

Paint/Wall Covering and Window Covering

The following priorities are applicable for facility modification involving paint/wall covering and window coverings when paid for by the Judicial Council, however, Rule 10.810 authorizes courts to use their operating funds for interior painting. If a local court elects to utilize its own operating funds for interior painting, then these priorities are not applicable since the costs are being paid for by the local court and will not be funded as a facility modification project pursuant to this policy.

Priority 1: Only when done as part of a larger Priority 1 FM that would require painting to complete the repair. Example; if a water leak resulted in replacement of sheetrock, painting to match the preexisting color would be included in the renovation effort.

Priority 2: Only used for significant safety hazards (e.g., peeling lead-based paint). Priority 2 facility modifications should be limited to the minimum effort needed to address the immediate concern (corner to corner painting versus whole room).

Priority 3: Use when excessive wear does not justify a Priority 2 but impacts the dignity of the court to a level that its correction will improve court operations and provide minimal maintenance standards. e.g.: Repainting and wall covering repairs in public common areas and courtrooms where the wear/damage indicates a total lack of concern for basic maintenance standards. Priority 3 projects should be limited to the minimum effort needed to address the immediate concern (corner to corner painting versus whole room). Priority 3 facility modifications should limit planned work in alignment with this requirement during project scope development.

Priority 4: Only used where painting is required for code compliance.

Priority 5: Most painting and wall/window covering replacement will fall into this priority. The Judicial Council will develop a cyclical painting program that will set standards for desirable painting cycles. Due to the limited funding for this priority, courts should be encouraged to budget for recurring painting and wall covering replacement.

Priority 6: Only used to provide repairs/covering after the removal of manage but not abated hazardous materials.

Attachment - A

Flooring

The following priorities are applicable for facility modifications involving flooring when paid for by the Judicial Council. Notwithstanding the preceding, Rule 10.810 authorizes local courts to use their own operating funds for flooring projects. If a local court elects to utilize its own operating funds for flooring projects, then these priorities are not applicable since the costs are being paid for by the local court and will not be funded as a facility modification project pursuant to this policy.

Priority 1: Only used when there is a complete collapse of the subflooring that results in damage to the floor finishing or when done as part of a larger Priority 1 FM that would require flooring repairs/replacement to complete the repair. Example; if a water leak resulted in molding carpeting, replacing the carpet to match the preexisting carpet would be included in the repair effort.

Priority 2: Only used for significant safety hazards, i.e. tripping hazards. Before flooring replacement is approved repairs of the existing flooring should be attempted. Only when repairs are not practical or cost efficient should total area flooring be replaced. Even then it should normally be limited to the room/area and not extended to the entire floor or department.

Priority 3: Use when excessive wear does not justify a Priority 2 but impacts the dignity of the court to a level that its correction will improve court operations and provide minimal maintenance standards. e.g.: Repairs in public common areas and courtrooms where the wear/damage indicates a total lack of concern for basic maintenance standards. Priority 3 work should be limited to the minimum effort needed to address the immediate concern (single room versus whole floor).

Priority 4: Only used where flooring repairs/replacement is required for code compliance.

Priority 5: Most flooring replacement will fall into this priority. Due to the limited funding for this priority, courts should be encouraged to budget for normal life cycle flooring replacement.

Priority 6: Only used to provide repairs/replacement after the removal of manage but not abated hazardous materials.

Attachment - A

Americans with Disabilities Act Projects

The Judicial Council has the responsibility to make certain that all court buildings comply with the Americans with Disabilities Act (ADA). The priorities for ADA projects will be as follows:

Priority 1: ADA projects will not normally fall under this priority as this priority is generally intended to repair an existing condition which condition has become immediately or potentially critical in nature due to it being broken or damaged (i.e. this priority is not intended to be an upgrade to an existing condition).

Priority 2: Only used to mitigate a legal action or written claim and only for the items noted in the written claim or legal action . Example; if the written claim or legal action identifies no ADA accessible bathrooms on the first floor, the focus will be on providing an accessible bathroom on the first floor and not throughout the building. If ADA compliance is part of the overall repair, then compliance must be followed for that specific repair. Example; if the priority 2 is to replace a washroom lavatory and fixtures, that particular lavatory and associated fixture and its components must be ADA compliant.

Priority 3: Use when there is an impact to the dignity of the court to a level that its correction will improve functionality, usability and accessibility of court operations. Priority 3 work should be limited to the minimum effort needed to address the immediate concern. If ADA compliance is part of the overall repair, then compliance must be followed for that specific repair. Example; if the priority 3 is to replace or add a break room cabinet, sink and fixtures, that particular cabinet and associated fixtures, and its components must be ADA compliant.

Priority 4: Most ADA work will fall under this priority. Example; Doors do not have closers or proper pull weight, bathrooms are not compliant, ramps needed, service counter heights to high and elevator operating panels not compliant.

Priority 5: ADA projects will not fall under this priority.

Priority 6: ADA projects will not fall under this priority.

Attachment - A

Vandalism and Graffiti Mitigation

The Judicial Council has the responsibility for damage that occurs to court facilities as a result of vandalism. Vandalism includes graffiti related damage. The priority for Vandalism and Graffiti Mitigation will be established as follows:

Priority 1: These projects immediately impact and/or are potentially critical in nature. Such conditions may include, but are not limited to, the following; major flooding; substantial damage to roofs or other structural building components; or hazardous material exposure. It would be exceedingly rare for a graffiti related vandalism project to reach this level of impact to court operations.


Priority 2: Graffiti/Vandalism Mitigation can only be justified as a Priority 2 if it is described as vandalism, in a public area that must be repaired immediately to prevent further deterioration of the building infrastructure. Public areas are generally described as building lobby areas, restrooms within free access areas, and corridors outside of courtrooms where the public congregate. Priority 2 facility modifications should be limited to the minimum effort needed to address the immediate concern.

Priority 3: Use when there is an impact to the dignity of the court to a level that its correction will improve functionality, usability, and accessibility of court operations. Priority 3 work should be limited to the minimum effort needed to address the immediate concern.

Priority 4: Only used where Graffiti/Vandalism Mitigation is required for code compliance.

Priority 5: Graffiti/Vandalism Mitigation projects will not fall under this priority.

Priority 6: Graffiti/Vandalism Mitigation projects will not fall under this priority.



Trial Court Facility Modifications Policy

ADOPTED AND EFFECTIVE
JULY 27, 2012



ADMINISTRATIVE OFFICE
OF THE COURTS

OFFICE OF COURT CONSTRUCTION
AND MANAGEMENT

I. Purpose

Government Code section 70391(h) requires the Judicial Council to allocate appropriated funds for the maintenance and construction of court facilities. Government Code section 70374(c)(1) authorizes the use of funds in the State Court Facilities Construction Fund for projects involving, among other things, rehabilitation, renovation, or replacement of court facilities. This document presents the methodology and process for identifying and prioritizing facility modifications (Facility Modifications) to be made to trial court facilities, the responsibility or title for which rests with the state.

This document replaces and supersedes the Judicial Council's *Prioritization Methodology for Modifications to Court Facilities*; last revised April 24, 2009 and, if approved, would become effective on July 27, 2012.

II. Definitions

A. Facility Modification

A Facility Modification is a physical modification to a facility or its components that restores or improves the designed level of function of a facility or facility components. A Facility Modification may consist of:

- A modification that alters or increases the designed level of services of a building;
- A “special improvement” meaning a one-time modification to a facility that is not expected to be repeated during the lifetime of the facility;
- An alteration, addition to, or betterment of a facility that changes its function, layout, capacity, or quality;
- A rehabilitation, which restores a facility to its former state or capacity;
- A renovation, which restores a facility to a former or better state, including by repairing or reconstructing facility components;
- A replacement, which puts a new facility component of the same or better quality or function, in the place of an existing facility component;
- The addition of new systems, equipment, or components to a facility that would not otherwise exist;
- A modification to a facility that is required to bring the facility into compliance with law, including but not limited to the Americans with Disabilities Act, title 24 of the California Code of Regulations, and federal and state hazardous materials laws and regulations;
- Any of the foregoing where a facility or its components are damaged, seriously deteriorated, dysfunctional, subject to intermittent service outage, or otherwise in insufficient operating condition as a result of

- deferred maintenance, emergency, acts of God, severe wind or weather conditions, vandalism, or criminal activity; and
- A correction of collateral damage arising from an emergency incident or unanticipated finding that is discovered during the performance of Facility Modification work.

A Facility Modification differs from routine maintenance and repair of a court facility, which is the routine, recurring, and generally anticipated work that must be performed periodically throughout the life of a facility to keep the building and its grounds, equipment, and utilities infrastructure in a condition adequate to support their designed level of service. Routine maintenance and repair includes annual or less frequent periodic repairs and replacements of building components and equipment consistent with manufacturers' recommendations or industry-recommended service cycles. While a Facility Modification may either restore or improve a facility's designed level of function, routine maintenance and repair always maintains, without materially improving, the facility and its components at their designed level of function. Routine maintenance and repair is the basic and ongoing work that is needed, as part of ordinary facility operation and management, to keep the facility and its components in a condition adequate to support existing facility operations and to prevent deterioration, break down, and service interruptions.

In some instances, it is difficult to distinguish between a Facility Modification, on the one hand, and routine maintenance and repair, on the other hand. Facility Modifications are distinguished from routine maintenance and repair based on the scope and complexity of the work to be performed, and the anticipated impact of the work on the ongoing operation of the facility. Factors to be considered in evaluating the scope, complexity, and impact of a project include:

- The amount of time and materials needed to complete the work;
- The number of steps involved in completing the project;
- The type and number of tools required to perform the work;
- The extent to which facility structures or equipment must be altered or moved to complete the project;
- Whether the facility component involved is a substantial part of a major facility system;
- Whether one or more facility systems will be disrupted or taken out of service as a result of the project; and
- Whether the project involves critical facility systems such as life safety or security equipment, HVAC equipment, utilities infrastructure, roofs and other structural components, or accessibility features (i.e., elevators, escalators, doors, parking lots and structures).

Projects of greater scope and complexity or with a more critical impact on the ongoing safe and secure operation of the court facility are more likely to be Facility Modifications; however, for projects that are more difficult to distinguish, case-by-case evaluation is required.

A Facility Modification differs from a capital project, which significantly increases the facility's gross area; substantially renovates the majority (more than 50 percent) of the facility; involves the construction of a new facility or a facility acquisition; or changes the use of the facility, as in a conversion from another use to court use.

B. Judicial Branch Facilities' Customer Service Center (CSC)

The Judicial Branch Facilities' Customer Service Center, or CSC, is a 24-hour service center established to receive, track, and control all work statewide related to court facilities. The center is managed by the Office of Court Construction and Management (OCCM), a division of the Administrative Office of the Courts (AOC), through its Real Estate and Asset Management Services' Facilities Management Unit. The CSC is the primary contact point for all Facility Modification requests and all maintenance services. The e-mail address is csc@jud.ca.gov.

C. Facility Modification Budget Allocation Categories

1. Statewide Facility Modifications Planning Allocation

The Statewide Facility Modifications Planning Allocation is the portion of the Facility Modifications budget set aside by the Judicial Council for planning, investigations, and other activities related to the identification, solution analysis or development of Facility Modification requirements, estimates, and plans. This includes studies of issues that may eventually require Facility Modifications as well as full facility assessments used for long-range planning of the Facility Modification program. This budget does not include detailed construction design work, which is incorporated into the cost of each specific Facility Modification.

2. Priority 1 Facility Modifications Allocation

The Priority 1 Facility Modifications Allocation is the portion of the Facility Modification budget set aside by the Judicial Council for performance of emergency Facility Modifications. Due to the unpredictable nature of these Facility Modifications funding must be set aside to ensure an adequate reserve to address any emergencies that may arise over the course of the Fiscal Year.

3. Planned Facility Modifications Allocation

The Planned Facility Modifications Allocation is the portion of the Facility Modification budget set aside by the Judicial Council for Facility Modifications that the TCFMWG has fully vetted and recommended for funding at the beginning of the Fiscal Year and that are approved by the Judicial Council. Typically these Facility Modifications are considered to be among the highest

priority from those *not* funded in the previous year due to budget constraints. Funds remaining in this allocation after all Planned Facility Modifications have been completed can be reallocated by the among the other Facilities Modification Budget Categories. The Judicial Council will be advised of any such reallocations in the annual information report submitted after the close of each fiscal year. The report also will indicate if any Planned Facility Modifications approved by the council are cancelled.

4. Priority 2-6 Facility Modifications Allocation

The remainder of the Facility Modifications budget is set aside by the Judicial Council for Priority 2–6 Facility Modifications that were either not received prior to the beginning of the fiscal year or involved lower-priority work not yet fully vetted and estimated but eligible for funding during the current fiscal year depending on funds available and priority of the requested modification.

This budget allocation is spread over the course of the Fiscal Year by the TCFMWG to fund requests that are ad hoc or unplanned, but that rank among the highest priority Facility Modifications. The TCFMWG will determine at the beginning of the fiscal year the amount to be used at each of its meetings as part of a plan to stage the work over the course of the year. This will allow for funding decision at each meeting to ensure funds are spent appropriately and fully for the fiscal year. Based on this funding determination the AOC staff will present a proposed list of Facility Modification at each meeting. The TCFMWG will then approve or disapprove funding for each of the proposed Facility Modifications.

III. Priority Categories

Priority Categories for Facility Modifications

Projects determined to be Facility Modifications will be assigned one of the six priority categories described below. These priority categories are based on methods commonly used by private sector facility management firms. Facility Modifications will be prioritized based on confirmation that the requested project qualifies as a Facility Modification under the criteria in section IIA above, as well as by priority category, specific justifications, effect on court operations, public and employee safety, risk management and mitigation, funding availability, equity among the courts, implementation feasibility, cost/benefit analysis, planning and design status, contribution to ADA compliance, and status of major capital improvements.

Facility Modifications determined to be Priority 1 will be addressed immediately and regardless of whether the court occupies a shared-use facility. Planned Priority 2–6

Facility Modifications requested for shared-use facilities will be assigned an appropriate priority category; their prioritization and implementation may be dependent, however, on financial participation by the county that shares the building.

Priority categories for Facility Modifications are as follows:

Priority 1—Immediately or Potentially Critical. A Priority 1 ranking is appropriate where a condition of the facility requires immediate action to return the facility to normal operations or where a condition exists that will become critical if not corrected expeditiously. Such conditions necessitate a Facility Modification to prevent accelerated deterioration, damage, or dysfunction; to correct a safety hazard that imminently threatens loss of life or serious injury to the public or court employees; or to remedy intermittent function, service interruptions, or potential safety hazards. These conditions may include, but are not limited to, major flooding, substantial damage to roofs or other structural building components, or actual or imminent hazardous material release or exposure. Depending on scope, complexity, and impact, a severe deterioration in life safety or security components may also be considered a condition requiring a Priority 1 Facility Modification.

Owing to their critical nature, Priority 1 Facility Modification requests will be addressed immediately by AOC staff using internal procedures—including a method and a process for setting aside funds to address Priority 1 requests—that ensure timely and effective responses to unplanned damage, deterioration, or dysfunction resulting from an emergency or other potentially critical conditions.

Priority 2—Necessary, But Not Yet Critical. A Priority 2 ranking is appropriate where a facility requires a modification to preclude deterioration, potential loss of function or service, or associated damage or higher costs if correction of a condition is further deferred.

Priority 3—Needed. A Priority 3 ranking is appropriate where addressing a Facility Modification will reduce long-term maintenance or repair costs or improve the functionality, usability, and accessibility of a court facility. Such a condition is not hindering to the most basic functions of the facility, but its correction will improve court operations.

Priority 4—Does Not Meet Current Codes or Standards. A Priority 4 ranking is appropriate where a facility or one or more of its components does not conform to current code requirements, despite having complied with all codes in place at the time of initial construction. Such conditions are considered *legally nonconforming*, and their modification to meet current code requirements is generally not required.

Priority 5—Beyond Rated Life, But Serviceable. A Priority 5 ranking is appropriate where a facility is currently adequate to support court operations but, owing to some condition, cannot be expected to fully and properly function as designed for more than one year without the requested Facility Modification.

Priority 6—Hazardous Materials, Managed But Not Abated. A Priority 6 ranking is appropriate for a Facility Modification where a facility contains hazardous materials, such as asbestos or lead-based paints, that are managed in place and not yet abated.

IV. Process for Requesting and Prioritizing Facility Modifications

A. Requesting Facility Modifications

Potential Facility Modifications will be identified by court and AOC personnel through requests made to the CSC. The AOC staff in collaboration with the local court staff will

- confirm that each requested project is a Facility Modification under the criteria set forth above in section II;
- assign a priority category to each request;
- resolve any questions and develop a preliminary cost estimate; and
- finalize the scope of the Facility Modification.

1. Priority 1 Requests. Owing to their critical nature, Priority 1 requests will be addressed immediately by AOC staff using internal procedures that ensure timely and effective responses to unplanned damage, deterioration, or dysfunction resulting from an emergency or other potentially critical conditions. AOC staff will report to the TCFMWG on all Priority 1 request as part of the next scheduled TCFMWG meeting.

2. Priority 2–6 Requests. Requests for Priority 2–6 Facility Modifications will be tracked by the AOC and the courts using the AOC’s Computer Aided Facility Management (CAFM) database. Each request will outline the problem to be addressed and state the impact if the problem is not addressed. Requests will be processed by CSC staff and tracked in CAFM.

B. Prioritizing Requests for Priority 2–6 Facility Modifications

The following criteria will be used in ranking of all noncritical Facility Modifications:

- priority category
- specific justifications, effect on court operations
- public and employee safety and security, and risk management
- funding availability
- equity among the courts
- implementation feasibility

- cost/benefit analysis
- design and plan status,
- contribution to ADA compliance
- planned major capital improvements

V. Trial Court Facility Modifications Working Group

A. Trial Court Facility Modifications Working Group: Membership and Terms

The Trial Court Facility Modifications Working Group (TCFMWG) has been established by the Judicial Council to review Facility Modification needs across the state. Judges or court executive officers from any California court who have knowledge of or interest in facilities management or construction are eligible to apply for membership. The TCFMWG consists of five judges selected by the Trial Court Presiding Judges Advisory Committee and three Court Executive Officers selected by the Court Executive Officers Advisory Committee. Members serve a three-year term, though terms may be extended at the discretion of the chair of the Court Facilities Working Group (CFWG). The chair and vice-chair of the TCFMWG are appointed from among the TCFMWG membership by the Chief Justice, with recommendations from the chair of the CFWG. AOC staff is responsible for notifying the pertinent selection committee when new members need to be appointed.

B. Trial Court Facility Modifications Working Group: Duties and Procedures

The TCFMWG will meet as needed to review the AOC staff prepared reports, which will include a suggested ranked list of all proposed Facility Modifications with fully developed scopes of work and cost estimates as well as current funding availability. The total cost of all modifications on the draft ranked list may not exceed total available funding for the current fiscal year. Based on a review of the AOC reports and any other available information, the TCFMWG will determine which modifications to recommend for funding in the current fiscal year and which should be deferred for future consideration based on funding availability. The group may also determine that certain items do not qualify as Facility Modifications and remove them from the list of recommended projects.

C. Trial Court Facility Modifications Working Group: Annual Recommendation to the Judicial Council

1. The Legislature appropriates funding to the annual Facility Modification budget (annual budget) out of the State Court Facilities Construction Fund and the Immediate and Critical Needs Account.
2. Based on the annual budget, the AOC staff to the TCFMWG will develop a proposed allocation among the four Facility Modification Budget Allocation Categories and a list of potential Planned Facility Modifications.

3. The TCFMWG will consider the AOC staff proposal and develop a recommended allocation among the four Facility Modification Budget Allocation Categories; Priority 1 Facility Modifications, Statewide Facility Modification Planning, Planned Facility Modifications, and Priority 2–6 Facility Modifications.
4. The TCFMWG will also use this AOC staff proposal to determine if there are high priority Facility Modifications that should be funded with the Planned Facility Modification allocation. A list of proposed Planned Facility Modifications, if any, will be developed, and will include the location, a short description, and estimated cost of each Planned Facility Modification. Based on the Annual Budget, the TCFMWG may recommend all funding be preserved for use on the highest priority Facility Modifications throughout the year and not recommend any Planned Facility Modifications.
5. The TCFMWG’s draft recommendations of the proposed funding allocation and the list of Planned Facility Modifications will be made available to the trial courts for comment by posting them on Serranus and emailing them to the Presiding Judges and the Court Executive Officers. The comments and the TCFMWG’s responses will be included with the final recommendations in a report to the CFWG.
6. Based upon comments received, the TCFMWG will determine its final recommended funding allocation and list of Planned Facility Modifications, which will be presented to the CFWG for review and approval. The CFWG may approve the TCFMWG recommendations in whole or it may revise the recommendations.

The CFWG will forward its recommended funding allocation and list of Planned Facility Modifications to E&P for placing on a Judicial Council business meeting agenda for the council’s consideration and approval or revision.

7. This policy, and the budget allocations and list of Planned Facility Modifications approved by the Judicial Council will be the basis on which the TCFMWG and the AOC in collaboration with the local courts will proceed to implement Facility Modifications.
8. During the fiscal year, justifiable reasons may arise for reallocating funds among the four Facility Modification budget allocations—Statewide Facility Modification Planning, Priority 1, Planned, and Priorities 2–6. Under this policy, the Judicial Council delegates to the TCFMWG the authority to redistribute funds among the four budget allocations as necessary to ensure that

the funds are used in the fiscal year and are used for the highest priority Facility Modifications, consistent with this policy and the criteria outline in section IV.B above. All reallocations will be reported to the council as part of the annual report on the activities of the TCFMWG.

9. The Judicial Council also delegates to the TCFMWG the authority to approved Priority 1 and 2 Facility Modifications between the beginning of the fiscal year and the Judicial Council's approval of the annual budget allocation and list of Planned Facility Modifications. This is necessary to ensure that emergency and necessary Facility Modifications that could impact court operations are not delayed. The TCFMWG will not expend more than 20% of the annual budget prior to the Judicial Council's approval.

D. Trial Court Facility Modifications Working Group: Annual Informational Report

The TCFMWG will develop an informational annual report summarizing its activities during the preceding fiscal year. Like the annual budget allocation recommendation, this report will be provided to the courts for comment in the same manner as the recommendations to the Judicial Council outlined above.

This report will be developed in the second quarter of the new fiscal year after all data is available and analyzed for the preceding year. This report will include data on actual expenditures, requests received, any backlog of work based on industry standard major facility systems, funding of modifications by priority, time required to complete each project, cancellation of any council-approved projects, redistribution of funding between categories, and other significant TCFMWG activities.

The CFWG will review this report and forward it to E&P for placing on a Judicial Council business meeting agenda as an informational item.

E. Trial Court Facility Modifications Working Group: Quarterly Report to E&P

The TCFMWG will develop a quarterly report to provide to E&P, which will also be provided to the Judicial Council at the next council meeting. The report will include a list of all Facility Modifications funded during the quarter, as well as any reallocation of fund between the funding categories. The first of these reports will be presented to E&P in October 2012 covering the first quarter of FY 2012-13.



JUDICIAL COUNCIL OF CALIFORNIA

TRIAL COURT FACILITY MODIFICATION
ADVISORY COMMITTEE

Meeting Date: 07/20/2018

Discussion Item 2 – Review Options Criteria for Seismic Renovation Feasibility Studies

Summary:

Review and update on progress and schedule on the Seismic Renovation Feasibility Studies.

Supporting Documentation:

N/A



JUDICIAL COUNCIL OF CALIFORNIA

TRIAL COURT FACILITY MODIFICATION
ADVISORY COMMITTEE

Meeting Date: 07/20/2018

Discussion Item 3 – Water Infiltration at Madera Courthouse

Summary:

Discuss water infiltration issue – into the building’s basement – from offsite via underground spring; staff to perform analysis to identify the exact source of the water and how to resolve the infiltration issue, and report back to the committee.

Supporting Documentation:

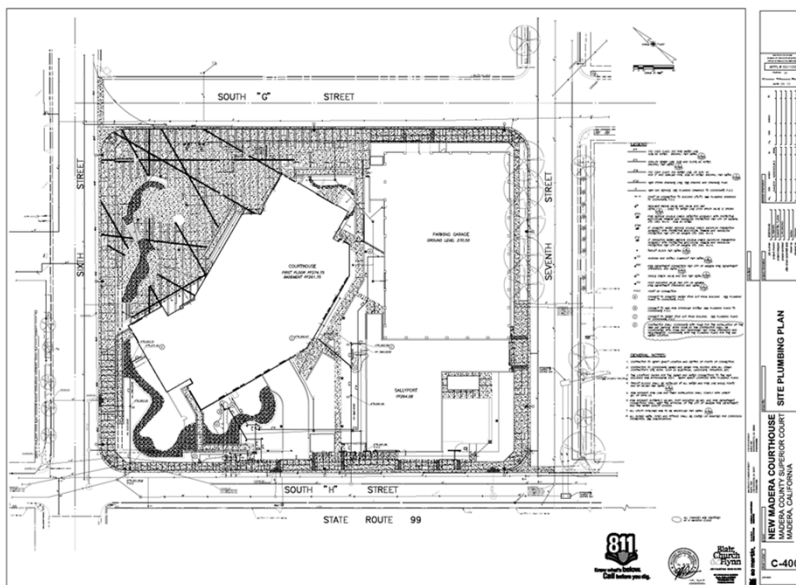
- Presentation Slides

Discussion Item 3 Madera Main Courthouse Water Infiltration Issue

- Madera Main Courthouse (20-F1) construction completed 2015
- 115,804 sq ft, 10 Courtrooms, 5 floors building (including basement)
- Water infiltration into the lower levels
- Fresh water coming from offsite
- Analysis being done by consultants for the water source and recommendations

30

Discussion Item 3



31

Discussion Item 3



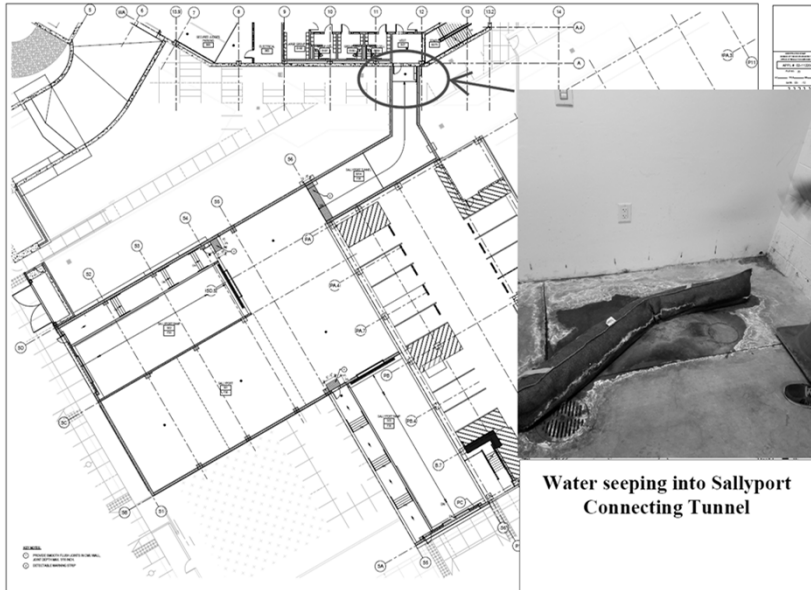
32

Discussion Item 3



33

Discussion Item 3





JUDICIAL COUNCIL OF CALIFORNIA

TRIAL COURT FACILITY MODIFICATION
ADVISORY COMMITTEE

Meeting Date: 07/20/2018

Discussion Item 4 –List E – Approved Court Funded Requests (CFRs)

Summary:

Review approved List E – *Court-Funded Facilities Requests* (Facility Modification and Leases).

Lease CFR's:	1
Total CFR's	2

Supporting Documentation:

- List E – *Approved Court-Funded Facilities Requests*



**JUDICIAL COUNCIL
OF CALIFORNIA**

TRIAL COURT FACILITY MODIFICATION
ADVISORY COMMITTEE

ITEM #	CFR NUMBER	COUNTY	BUILDING ID	FACILITY NAME	LEASE, LICENSE, OR FM	CFR DESCRIPTION	LESSOR	LESSEE	CFR TERM	FUND SOURCE	TOTAL CFR COMMITMENT (CFR Term)	STATUS	DATE APPROVED
1	33-CFR022	Riverside	33-E1	Palm Springs Courthouse	Lease	The Court will fund all rent, tenant improvements, janitorial services and County administrative costs for a new space that will be used for jury assembly area and probate clerk offices. The Court needs to relocate a probate courtroom into the Palm Spring Courthouse existing jury assembly space before the closing/demolition of the Indio Juvenile Courthouse in late 2018	County of Riverside	Judicial Council	Ongoing	TCTF	\$ 357,197	Approved	6/10/2018
2	37-CFR027	San Diego	37-A2	Hall of Justice	Facility Modification	Tenant improvements to the 2nd floor of the Hall of Justice. The Tenant Improvement will allow Court's Civil Small Claims division, and Court IT department to be centralized in their own separate, centralized and contiguous spaces.	NA	NA	One-Time	TCTF	\$ 200,000	Approved	6/10/2018



JUDICIAL COUNCIL OF CALIFORNIA

TRIAL COURT FACILITY MODIFICATION
ADVISORY COMMITTEE

Meeting Date: 07/20/2018

Discussion Item 5 – List F – Funded FMs on Hold

Summary:

Review and discuss List F – *Funded Facility Modifications on Hold*.

Total Project – Count:	5
Total FM Budget Share:	\$6,414,036

Supporting Documentation:

- List F – *Funded Facility Modifications on Hold*



JUDICIAL COUNCIL
OF CALIFORNIA

TRIAL COURT FACILITY MODIFICATION
ADVISORY COMMITTEE

	FM NUMBER	LOCATION	FACILITY NAME	BUILDING ID	PRIORITY	SHORT TITLE	TCFMAC FUNDED COST	FACILITY MODIFICATION PROGRAM SHARE OF COST	FACILITY MODIFICATION PROGRAM BUDGET % OF COST	TCFMAC APPROVAL DATE	DAYS PENDING*	ON HOLD FOR SHARED COST?	PROJECT MANAGER ASSIGNED?	COMMENTS
1	FM-0040733	Solano	Hall of Justice	48-A1	2	EXECUTION -- Construct 1,070 lf of retaining wall, 525 lf of earthen berms, 575 lf of access ramps; install drainage pipe and 2 pumps to extract water trapped within the prevention area. \$1.7M was spent in 2005 for flood damage and \$146K was spent in FY 10/11 on flood prevention measures. Emergency exiting must be sealed during flood conditions.	\$ 1,211,241	\$ 882,026	72.82	1/30/2012	2355	Yes	Lisa Hinton	Shared Cost for design phase approved. Design effort is in work.
2	FM-0061091	Del Norte	Del Norte County Superior Court	08-A1	3	Energy Efficiency - Electrical - Implement energy efficiency upgrade of interior and exterior lighting to LED (approx. 643 fixtures)	\$ 38,368	\$ 23,508	61.27	8/28/2017	318	Yes	Hold	
3	FM-0061181	Kern	Bakersfield Superior Court	15-A1	3	Energy Efficiency - Electrical - Implement energy efficiency upgrade of interior and exterior lighting to LED (approx. 3714 fixtures)	\$ 244,437	\$ 152,773	62.50	8/28/2017	318	Yes	Hold	
4	FM-0061130	San Diego	East County Regional Center	37-I1	3	Energy Efficiency - Electrical - Implement energy efficiency upgrade of interior and exterior lighting to LED (approx. 6362 fixtures)	\$ 453,600	\$ 307,133	67.71	8/28/2017	318	Yes	Hold	
5	FM-0011923	San Diego	East County Regional Center	37-I1	2	Elevator - Elevator Renovation - Complete renovation of nine (9) gearless traction elevators. Work will include but not be limited to, car frames and platforms, buffers and safeties, hoistway entrance frames, doors and pit equip., new AC gearless machines, micro-processor control systems, regenerative VVVF AC drives, governors (elevators 1,2&3 only), closed loop heavy duty high speed operators, current code required wiring, interior and lobby control panels, counterweights and roller guides (Elevators 7&9 only), hoist and governor ropes, cab ceilings with LED down lights, rope compensation and seismic provisions.	\$ 6,433,519	\$ 5,048,597	78.47	4/13/2018	90	Yes	Hold	
							\$ 8,381,166	\$ 6,414,036						



JUDICIAL COUNCIL
OF CALIFORNIA

TRIAL COURT FACILITY MODIFICATION
ADVISORY COMMITTEE

Meeting Date: 07/20/2018

Discussion Item 6 – List H – Completed Projects in FY 2017-18

Summary:

Review list of completed projects in FY 2017-18.

Supporting Documentation:

- Report: Completed Projects in FY 2017-18



JUDICIAL COUNCIL
OF CALIFORNIA

TRIAL COURT FACILITY MODIFICATION
ADVISORY COMMITTEE

Trial Court Facility Modification
All Completed FMs (List H)
7/1/2017 to 6/30/2018
Meeting Date 7/20/2018

	FM NUMBER	LOCATION	FACILITY NAME	BUILDING ID	PRIORITY	SHORT TITLE	TCFMAC FUNDED COST	FACILITY MODIFICATION PROGRAM SHARE OF TCFMAC FUNDED COST	ACTUAL COST	FACILITY MODIFICATION PROGRAM SHARE OF ACTUAL COST	VARIANCE BETWEEN FUNDED AND ACTUAL (\$)	VARIANCE BETWEEN FUNDED AND ACTUAL (%)	FUND YEAR	FACILITY MODIFICATION PROGRAM BUDGET % OF COST
1	FM-0004079	Contra Costa	Bray Courts	07-A3	2	Roof - Replace 20,615 SF of built up roofing system with a new single ply roofing system; Replace 600 LF walkway pads; Move plumbing and HVAC equipment to allow installation of the roof - Existing roof is 29 years old and have had number of leaks, mostly around the mechanical equipment that is spread around the roof.	\$ 648,082	\$ 554,240	\$ 644,771	\$ 551,408	\$ (2,832)	99%	FY 16-17	85.52
2	FM-0005184	Napa	Criminal Court Building	28-A1	2	Electrical - Replace failed exit signs, circuit boards, LED boards, battery packs, and inverters. Add parallel power, neutral, and ground to power low level signs and battery back ups individually - Compliant Exit signs failed during testing	\$ 46,530	\$ 46,530	\$ 27,432	\$ 27,432	\$ (19,098)	59%	FY 16-17	100
3	FM-0010088	El Dorado	Main St. Courthouse	09-A1	2	Exterior Shell- Exterior shell is heavily degraded, allows water penetration, and is rapidly worsening. To preserve the building: Clean entire building and remove all delaminating surface materials; Patch all holes and cracks; Replace all joint grout; Reseal all windows; Install BSM 400 clear waterproofing on entire bldg.; Install elastomeric paint on all damaged tiles; clean and waterproof exterior staircases.	\$ 171,000	\$ 171,000	\$ 171,574	\$ 171,574	\$ 574	100%	FY 16-17	100
4	FM-0024669	San Mateo	Northern Branch Courthouse	41-C1	2	HVAC - Replace failed 30 ton Split System Chiller Compressor (1) - Original 50yr old refrigeration compressor has failed; recommended replacement due to age, part acquisition and efficiency	\$ 86,446	\$ 71,932	\$ 82,164	\$ 68,369	\$ (3,563)	95%	FY 15-16	83.21
5	FM-0025652	Ventura	Hall of Justice	56-A1	2	County Managed - Audience Seating, Repair & Reupholstery, Dept 22 Historic Courtroom - Replace 102 audience seats (all) in this Courtroom. Damaged includes torn fabric, exposed framework, 18 seats damaged beyond safety/usefulness, etc.	\$ 70,000	\$ 70,000	\$ 47,132	\$ 47,132	\$ (22,868)	67%	FY 15-16	100
6	FM-0041137	Los Angeles	Alhambra Courthouse	19-I1	2	Electrical - Non Compliant Generator - Remove and replace one (1) 250Kw non-compliant Generator. Scope of work will require the generator to move from within the building to an exterior location. Work will include, ACM abatement, new generator pad, cementious screen wall, new ATS and new dual wall fuel tank.	\$ 448,388	\$ 385,614	\$ 444,314	\$ 382,110	\$ (3,504)	99%	FY 15-16	86
7	FM-0041559	Merced	Old Court	24-A1	2	Furniture & Equipment-Safety-Replace 60 year old obsolete audience seating and matching carpeting for Courtroom 8 & 9. The replacement carpeting is broadloom that will be installed to the underneath of the newly installed 128 floor mounted seats that are made of Millennium upholstered back with 2 poly and molded polyethylene outer. ADA considerations have been incorporated into the design where accommodations to remove seating can be made upon request.	\$ 105,000	\$ 105,000	\$ 124,679	\$ 124,679	\$ 19,679	119%	FY 15-16	100
8	FM-0042063	Los Angeles	Alfred J. McCourtney Juvenile Justice Center	19-AE1	2	County Managed - Elevator - Elevator Modernization - Install a smartrise system controller with a battery lowering and emergency power future capability. Install new hall and car fixtures. Install new submersible power unit with an oil cooler. Install new GAL solid state car and hall equipment package. Install stainless door, entrance skins for the car and hall. Install an elevator recall only smoke detection system. Install a new jack assembly, buffer springs and hydraulic line.	\$ 310,725	\$ 310,725	\$ 310,725	\$ 310,725	\$ -	100%	FY 15-16	100
9	FM-0050594	Santa Barbara	Figueroa Division	42-B1	2	Security - Remove and replace 8 cell doors to include handcuff portals to improve security and mitigate risk to Sherriff Dept. employees - Security Risk/High	\$ 3,096	\$ 3,096	\$ 115,054	\$ 115,054	\$ 111,958	3716%	FY 16-17	100
10	FM-0051146	Sacramento	Carol Miller Justice Center Court Facility	34-D1	2	Exterior Shell - Replace the leaking exterior store front style window system (1054 individual panes) that have failed and are un-repairable without complete removal which is not cost effective. Install dual glazed window/door system to gain critical energy conservation. Replace approx. 24 access doors that are incorporated into the window system. Repair discovered wall/water damage to ensure a clean and healthy environment. Will require cranes to lift window materials to the 2nd & 3rd floor	\$ 1,350,000	\$ 1,350,000	\$ 700,628	\$ 700,628	\$ (649,372)	52%	FY 13-14	100



JUDICIAL COUNCIL
OF CALIFORNIA

TRIAL COURT FACILITY MODIFICATION
ADVISORY COMMITTEE

Trial Court Facility Modification
All Completed FMs (List H)
7/1/2017 to 6/30/2018
Meeting Date 7/20/2018

FM NUMBER	LOCATION	FACILITY NAME	BUILDING ID	PRIORITY	SHORT TITLE	TCFMAC FUNDED COST	FACILITY MODIFICATION PROGRAM SHARE OF TCFMAC FUNDED COST	ACTUAL COST	FACILITY MODIFICATION PROGRAM SHARE OF ACTUAL COST	VARIANCE BETWEEN FUNDED AND ACTUAL (\$)	VARIANCE BETWEEN FUNDED AND ACTUAL (%)	FUND YEAR	FACILITY MODIFICATION PROGRAM BUDGET % OF COST	
11	FM-0052265	Santa Clara	Hall of Justice (East)	43-A1	2	Fire/Life/Safety - Fire Roll Up Doors - Replace five (5) 3' x 8' failed Rolling Steel Fire Doors into your existing opening In Dept. 24-WS3, Dept. 25, Dept. 27, Dept. 23-WS2, Courtroom 32 - Restrung (9) existing doors - Replace (8) failed fire fly devices of fire doors in Clerk Office #1, 2, 3, 4 on 1st floor & Jury Service #1, 2, 3, 4, to your existing door. All 14 doors will undergo Drop Test & Certification to ensure safe and proper operation of the complete door system.	\$ 112,420	\$ 112,420	\$ 156,522	\$ 156,522	\$ 44,102	139%	FY 14-15	100
12	FM-0052405	Orange	West Justice Center	30-D1	2	Interior Finishes - Asbestos Abatement - Remove and replace approximately 27,000sf of Hot plaster ceiling (asbestos - samples contained from 8% to 12% Chrysotile asbestos) in 15 courtrooms and one office (W5) with drywall ceiling. Signs of delaminating of the sprayed on acoustic ceiling has occurred in multiple other courtrooms and needs to be removed per recommendation. The acoustical ceiling spray of the same type throughout the facility should be considered for removal before delamination occurs	\$ 334,444	\$ 334,444	\$ 1,546,287	\$ 1,546,287	\$ 1,211,843	462%	FY 14-15	100
13	FM-0052829	Kings	Avenal Court	16-C1	2	Exterior Shell - Remove, replace, or restore approximately 80 lf of 2 1/2" x 11" bottom ledger, 48 lf of 2" x 6" fascia and trim, and 96 lf of 1" x 12" fascia; remove small section of existing white gutter and install 25 lf gutter and 1 down spout to match as close to exterior brown color; caulk and patch trim areas as required to receive paint; paint all exterior brown color only - Existing wood fascia and trim is cracking, splitting, and deteriorating due to fungus and weather damage.	\$ 28,327	\$ 16,432	\$ 28,327	\$ 16,432	\$ -	100%	FY 17-18	58.01
14	FM-0052949	Los Angeles	Alhambra Courthouse	19-I1	2	Plumbing - Remove and replace 7 recessed wall drinking fountains and 1 surface mount ADA drinking fountain. Eight drinking fountains in the public areas of the courthouse are deteriorated and are not operational. Replace 7 isolation valves for water coolers. Currently no drinking water is available for the public	\$ 54,445	\$ 46,823	\$ 61,783	\$ 53,133	\$ 6,311	113%	FY 16-17	86
15	FM-0052959	San Diego	South County Regional Center	37-H1	2	COUNTY MANAGED - Fire Protection - The existing fire suppression system's post indicator valve (PIV) is badly deteriorated and needs to be replaced along with the addition of a tamper switch and replacement of fire main shut off valve and check valve.	\$ 26,377	\$ 26,377	\$ 31,204	\$ 31,204	\$ 4,827	118%	FY 14-15	100
16	FM-0054311	Los Angeles	Pomona Courthouse South	19-W1	2	HVAC - Replace (1) hot water coil and (2) chilled water coils, Drain Pan and install new Spring Isolators. ACM testing and remediation. AHU leaking water onto 4th floor Mechanical Room	\$ 110,893	\$ 101,068	\$ 128,965	\$ 117,539	\$ 16,471	116%	FY 15-16	91.14
17	FM-0054815	Solano	Solano Justice Building	48-B1	2	County Managed - HVAC - Chiller - Replace aged worn-out approximately 190 ton mechanical chiller and cooling tower damaged by the August 2014 earthquake	\$ 308,205	\$ 308,205	\$ 390,749	\$ 390,749	\$ 82,544	127%	FY 15-16	100
18	FM-0054816	Stanislaus	Hall of Records	50-A2	2	Elevator Restoration/Modernization: Frequent Elevator failures require elevator restoration. Obsolete equipment requires modernization: Elevator equipment will include installing a new drive motor controller, new machine, new drive motor, new governor, new hoist way wiring, and new traveling cable. A new fire alarm system will be installed to allow Fireman's Service as well as fire alarm devices required by code and tied into the existing panel for the In-Custody elevator. The machine room will be updated with new door hardware to meet code and a HVAC system to maintain equipment operating temperature.	\$ 268,320	\$ 208,807	\$ 241,785	\$ 188,157	\$ (20,650)	90%	FY 15-16	77.82
19	FM-0054821	Los Angeles	Metropolitan Courthouse	19-T1	2	Electrical - Replace failing 43 year old emergency generator - Remove and replace One (1) 500KW generator, one (1) Automatic Transfer Switch, provide particulate filters to meet the SCAQMD compliance for this location, battery charger and new compliant fu	\$ 869,552	\$ 767,814	\$ 541,167	\$ 477,850	\$ (289,964)	62%	FY 15-16	88.3



JUDICIAL COUNCIL
OF CALIFORNIA

TRIAL COURT FACILITY MODIFICATION
ADVISORY COMMITTEE

Trial Court Facility Modification
All Completed FMs (List H)
7/1/2017 to 6/30/2018
Meeting Date 7/20/2018

	FM NUMBER	LOCATION	FACILITY NAME	BUILDING ID	PRIORITY	SHORT TITLE	TCFMAC FUNDED COST	FACILITY MODIFICATION PROGRAM SHARE OF TCFMAC FUNDED COST	ACTUAL COST	FACILITY MODIFICATION PROGRAM SHARE OF ACTUAL COST	VARIANCE BETWEEN FUNDED AND ACTUAL (\$)	VARIANCE BETWEEN FUNDED AND ACTUAL (%)	FUND YEAR	FACILITY MODIFICATION PROGRAM BUDGET % OF COST
20	FM-0054850	Los Angeles	Compton Courthouse	19-AG1	2	Plumbing - SPCC Containment Plan: Install Berm System around Day Tanks and Double Walled piping system and gutter for secondary containment. Replace Tank Monitor system. Need to install Berm System to isolate Basement Vault, diesel supply/return lines to isolate any leaking fuel, keep water from intruding into area and mixing with spilled fuel. Existing supply and return lines have no secondary containment for piping. Existing Tank Monitoring System needs to be upgraded, due to age it cannot be	\$ 53,000	\$ 35,049	\$ 40,858	\$ 27,019	\$ (8,030)	77%	FY 15-16	66.13
21	FM-0054960	Solano	Hall of Justice	48-A1	2	Roof - Phase II. Replace approximately 42,700sq.ft. of roof with new mod bit roof, 30 year warranty.	\$ 1,341,198	\$ 976,660	\$ 1,400,452	\$ 1,019,809	\$ 43,149	104%	FY 15-16	72.82
22	FM-0056512	Los Angeles	Santa Clarita Courthouse	19-AD1	1	County Managed - Plumbing - Replace 1/2in domestic hot water line that line from the ceiling to the jury assembly room. Set up containment for asbestos and replaced 12 x 12 foot section of ceiling tiles. Placed drying equipment to properly dry carpet.	\$ 7,022	\$ 7,022	\$ 7,022	\$ 7,022	\$ -	100%	FY 15-16	100
23	FM-0056539	Los Angeles	Stanley Mosk Courthouse	19-K1	2	COUNTY MANAGED - HVAC - Preventive Maintenance performed to ensure service availability. Including: LM2500 Maintenance, SCR Catalyst Replacement, High Voltage Bus Cleaning, Electrical Switch Gear, HRSB Maintenance, CTG Combustor, Rockwell Assurance Program, Urea System Maintenance, Boiler Tune Ups, CRU 1 Carbon Seal Work, CRU 4 Motor Bar Rewind, etc.	\$ 808,407	\$ 808,407	\$ 178,875	\$ 178,875	\$ (629,532)	22%	FY 15-16	100
24	FM-0056711	Monterey	Marina Courthouse	27-B1	2	HVAC - Replace failing 3 and 2 ton HVAC units in the MDF room with one single 5 ton multi-zone system. The current units are continually shutting down putting IT equipment at risk, in turn affecting Court Operations. This IT equipment services all the Courts in Monterey.	\$ 56,124	\$ 56,124	\$ 34,049	\$ 34,049	\$ (22,075)	61%	FY 15-16	100
25	FM-0056769	Los Angeles	Santa Clarita Courthouse	19-AD1	1	County Managed - Restored 2 sump pumps to normal operation. Pump #1 had the impeller, shaft, and screen replaced. Pump #2 was inspected and had the impeller and screen replaced. Sump pump pit was pumped and cleaned. All work was done under P1 condition.	\$ 9,281	\$ 9,281	\$ 9,281	\$ 9,281	\$ -	100%	FY 15-16	100
26	FM-0056785	Los Angeles	Pomona Courthouse South	19-W1	2	Interior Finishes - Environmental Testing, Encapsulation. Set up containments and abatement of fireproofing material on ceiling, 1-beams, and work down walls toward floor. Work to be under supervision of Certified Site Surveillance Tech. Re-spray fireproofing. Debris to be bagged, disposed of as hazardous waste, sent to approve landfill under HW manifest in accordance with regulations. Abatement to address Fire Safety Correction notice from State Fire Marshal 1/9/2015 (Ref. 01-19-11-0193-000).	\$ 239,919	\$ 218,662	\$ 289,782	\$ 264,107	\$ 45,445	121%	FY 15-16	91.14
27	FM-0056799	Santa Cruz	Main Courthouse	44-A1	2	Plumbing - Holding Cells 1-5 - Replace leaking (5) Prison Toilet/Sink combination units to include; (4) new units, (1) new ADA unit, install pneumatic flushing mechanism (all units), new waste line for 3 units, core drilling, rebar installation where needed, remove current remote flush option, install master water shutoff at control board - Units are aged and failing regularly, parts are obsolete, ACM testing required, impact to court operations due to volume of in custodies is a constant threat, due to part availability units can be down weeks at a time even during P1 events.	\$ 172,897	\$ 172,897	\$ 121,517	\$ 121,517	\$ (51,380)	70%	FY 15-16	100
28	FM-0056879	Los Angeles	Edmund D. Edelman Children's Court	19-Q1	2	Electrical - Existing 2000A Westinghouse ATS has failed. Replacement parts are no longer available. Demo existing and install 1 new 2000A ATS with microprocessor controls and NEMA 1 cabinet. Install five 50 LF (250 LF) runs of 500 MCM cable for low side and 120 LF of 500 MCM cable for high side. Install 9 500 MCM lugs. Building power will be shut off for 12 hours while ATS is replaced.	\$ 108,896	\$ 76,216	\$ 93,193	\$ 65,226	\$ (10,991)	86%	FY 15-16	69.99



JUDICIAL COUNCIL
OF CALIFORNIA

TRIAL COURT FACILITY MODIFICATION
ADVISORY COMMITTEE

Trial Court Facility Modification
All Completed FMs (List H)
7/1/2017 to 6/30/2018
Meeting Date 7/20/2018

	FM NUMBER	LOCATION	FACILITY NAME	BUILDING ID	PRIORITY	SHORT TITLE	TCFMAC FUNDED COST	FACILITY MODIFICATION PROGRAM SHARE OF TCFMAC FUNDED COST	ACTUAL COST	FACILITY MODIFICATION PROGRAM SHARE OF ACTUAL COST	VARIANCE BETWEEN FUNDED AND ACTUAL (\$)	VARIANCE BETWEEN FUNDED AND ACTUAL (%)	FUND YEAR	FACILITY MODIFICATION PROGRAM BUDGET % OF COST
29	FM-0056911	Los Angeles	San Fernando Courthouse	19-AC1	2	HVAC - Corrections need to Chillers #1 and #2 due to deficiencies found during Level VIII PM 2462651 and PM 2462638 respectively. Overhaul recommended to prevent downtime, damage and loss of comfort cooling to the courthouse. Purge all refrigerant and lube oil piping. Replace all compressor journal bearings and high and low speed thrust bearings. Replace compressor shaft seal, PRV control shaft seals and motor bearings. Install refrigerant cleanup kit. Replace (2) condenser water rubber vibration eliminator joints.	\$ 223,294	\$ 186,250	\$ 216,097	\$ 180,247	\$ (6,003)	97%	FY 15-16	83.41
30	FM-0056920	Los Angeles	Santa Clarita Courthouse	19-AD1	1	County Managed - HVAC - Replace cooling tower pump. Install new gasket and mounting plate. Cooling tower pump failed causing high temps in all the civic center buildings.	\$ 1,909	\$ 1,909	\$ 1,909	\$ 1,909	\$ -	100%	FY 15-16	100
31	FM-0056921	Los Angeles	Santa Clarita Courthouse	19-AD1	1	County Managed - HVAC - Replace 5 leaking bundles to boiler and restore to normal operation. Boiler failed due to the leaks.	\$ 2,545	\$ 2,545	\$ 2,545	\$ 2,545	\$ -	100%	FY 15-16	100
32	FM-0056972	Los Angeles	Metropolitan Courthouse	19-T1	2	Interior Finishes - Dept. 70 Cashier's Public stadium seating; 14% of seats are completely broken & missing seat bottoms. Approx 80% have broken or missing springs/bearings and replacement parts are obsolete. Seats need to be replaced as this is a safety issue for the public when trying to sit. Demo 101 existing damaged chairs, fill mounting holes and install 101 new American Seating Model 408 fiberglass seats and secure with epoxy. Perform environmental testing and set up 30'W x 32' L x 8' H containment.	\$ 78,669	\$ 78,669	\$ 69,214	\$ 69,214	\$ (9,455)	88%	FY 15-16	100
33	FM-0057170	Los Angeles	Sylmar Juvenile Court	19-AF1	2	COUNTY MANAGED - HVAC - Install (2) new mini-split HVAC units 20 x 15 ft glass store front to enclose the weapon screening area with double doors. Current building design does not support cooling requirements for weapons screening. Work impacts common space and county is absorbing 65% of overall project cost.	\$ 32,080	\$ 32,080	\$ 26,076	\$ 26,076	\$ (6,004)	81%	FY 15-16	100
34	FM-0057236	Los Angeles	Downey Courthouse	19-AM1	2	Plumbing - Replace existing 8" Fire Main Check Valves and 4" Domestic Water Line Check Valves with Backflow Preventers. Perform fire watch and engineering study. During PMs for the domestic and fire main backflows it was discovered that both systems had been missing the backflow preventers.	\$ 96,125	\$ 80,457	\$ 49,835	\$ 41,712	\$ (38,745)	52%	FY 15-16	83.7
35	FM-0057410	Los Angeles	Inglewood Juvenile Court	19-E1	2	Exterior shell - Abate and repaint the exterior of the building (approx. 21,000 SF). Base-coat contains lead; is delaminating and falling down on the public walkways causing a health and safety issue	\$ 362,344	\$ 292,701	\$ 160,967	\$ 130,029	\$ (162,672)	44%	FY 16-17	80.78
36	FM-0057412	Los Angeles	Santa Monica Courthouse	19-AP1	2	HVAC - Remove TSI from piping. Replace 150 LF of 1" pipe, 450 LF of 2" pipe, and 300 LF of 3" pipe. Install five (5) 2" flange adapters, five (5) 3" flange adapters, and assorted fittings. Install thirty (30) pipe hangers, and re-insulate all replaced piping. All work performed under known ACM environment.	\$ 81,315	\$ 63,824	\$ 126,005	\$ 98,901	\$ 35,077	155%	FY 15-16	78.49
37	FM-0057430	Los Angeles	Pomona Courthouse South	19-W1	2	HVAC - Replace failed CW/HW coils and Condensate Pan in the Basement AHU-1. Work to include, Mobilizing a crane to remove concrete service pads and replacing valves, strainer, pressure gauge and thermometers. Basement AHU-1 hot and cold water coils are leaking at a rate of 2500 Gallons per month.	\$ 140,381	\$ 127,943	\$ 132,237	\$ 120,521	\$ (7,422)	94%	FY 16-17	91.14
38	FM-0057444	Los Angeles	Michael D. Antonovich Antelope Valley Courthouse	19-AZ1	2	Interior Finishes - Install 3 magnetic door holders, one on each of doors in hallway near Dept. A1, including approved plans and permits. Doors when opened are hitting people and the noise from opening and shutting the doors is interrupting the courts.	\$ 4,878	\$ 4,878	\$ 8,258	\$ 8,258	\$ 3,380	169%	FY 15-16	100
39	FM-0057499	Los Angeles	Alfred J. McCourtney Juvenile Justice Center	19-AE1	1	COUNTY-MANAGED - Landscaping - Remove and dispose of pine tree that had fallen during high winds. Safety hazard with downed tree in public area, the area was secured.	\$ 2,914	\$ 2,914	\$ 2,914	\$ 2,914	\$ -	100%	FY 15-16	100



JUDICIAL COUNCIL
OF CALIFORNIA

TRIAL COURT FACILITY MODIFICATION
ADVISORY COMMITTEE

Trial Court Facility Modification
All Completed FMs (List H)
7/1/2017 to 6/30/2018
Meeting Date 7/20/2018

	FM NUMBER	LOCATION	FACILITY NAME	BUILDING ID	PRIORITY	SHORT TITLE	TCFMAC FUNDED COST	FACILITY MODIFICATION PROGRAM SHARE OF TCFMAC FUNDED COST	ACTUAL COST	FACILITY MODIFICATION PROGRAM SHARE OF ACTUAL COST	VARIANCE BETWEEN FUNDED AND ACTUAL (\$)	VARIANCE BETWEEN FUNDED AND ACTUAL (%)	FUND YEAR	FACILITY MODIFICATION PROGRAM BUDGET % OF COST
40	FM-0057520	San Mateo	Hall of Justice	41-A1	2	Fire Protection - Fire/Life/Safety - Replace existing Courtroom door locks (20) w/new panic hardware; key to match Court matrix- Existing 50yr old deadbolts are failing, replacement parts are not available; corrections require code compliance hardware for entrance/exit doors.	\$ 122,864	\$ 122,864	\$ 129,294	\$ 129,294	\$ 6,430	105%	FY 15-16	100
41	FM-0058161	Los Angeles	Metropolitan Courthouse	19-T1	2	Plumbing - Main Domestic Water Valve & Pipe are severely rusted & leaking. Remove/replace (2) 8" supply water isolation gate valves & (1) Secondary 4" isolation valve; Replace 20- of 8" & 6" L-Type Copper pipes and connections.	\$ 55,759	\$ 52,715	\$ 37,995	\$ 35,920	\$ (16,794)	68%	FY 15-16	94.54
42	FM-0058172	Monterey	Marina Courthouse	27-B1	2	Exterior Shell - Replace approx. 12,000 sq. ft. of failed wood siding shingles, 12,000 sq. ft. of shake felt underlayment. Due to deterioration there is evidence of water intrusion into the building walls including dry rot and mold.	\$ 229,054	\$ 229,054	\$ 212,625	\$ 212,625	\$ (16,429)	93%	FY 16-17	100
43	FM-0058180	Los Angeles	West Covina Courthouse	19-X1	1	County Managed-Plumbing - Replaced failed leaking 3/4 Domestic hot water copper line above ceiling in one of the courtrooms. Replacing 40 Feet of 3/4 copper pipe, 12 each 3/4 90, 2 each 3/4 ball valves and 4 each 3/4 couplings.	\$ 3,321	\$ 3,321	\$ 3,321	\$ 3,321	\$ -	100%	FY 15-16	100
44	FM-0058194	Los Angeles	Pasadena Courthouse	19-J1	2	Interior Finishes - 28% of Dept. L, 31% of Dept. R, and 35% of Dept. P have damaged public seating, un-repairable & a safety hazard to public attempting to use. Replacement parts are no longer available. Demo 211 existing damaged chairs and replace with a similar style to existing. Floor mastic is known to have ACM. All work will be done in an ACM environment.	\$ 142,670	\$ 142,670	\$ 187,464	\$ 187,464	\$ 44,794	131%	FY 16-17	100
45	FM-0058646	Los Angeles	Central Arraignment Courts	19-U1	2	County Managed - Roof - Install overlay on existing roof on the North stairwell that is currently leaking into the building causing a safety hazard. Patching has been attempted, but does not resolve the problem.	\$ 6,317	\$ 6,317	\$ 6,317	\$ 6,317	\$ -	100%	FY 15-16	100
46	FM-0058812	Orange	North Justice Center	30-C1	2	HVAC - Install four (4) pressure compensating, non-resettable natural gas meters on each of the four (4) boilers to comply with AQMD registration requirements. Work includes the installation of necessary piping to accommodate the change and quoted for after-hours execution to avoid disruption of service to the Court.	\$ 33,910	\$ 30,624	\$ 29,285	\$ 26,447	\$ (4,177)	86%	FY 15-16	90.31
47	FM-0058848	San Bernardino	Rancho Cucamonga Courthouse	36-F1	2	Holding Cells - Diamond Grind Existing failing floor coating and apply one coat of Petra Quartz base coat and 1/8" thick Petra-thane RCU epoxy floor coating to courtroom holding cell floors (approximately 3,420SF). Work is necessary to address health and safety concerns that were noted during a recent corrections department health and safety audit. Prepare and paint Courtroom holding cell walls and ceilings (approximately 8,466SF) with one coat of primer and one coat of Dunn Edwards Aristo shield finish paint. Prepare and paint (11) courtroom single holding cell doors and (54) courtroom sliding cell doors.	\$ 229,231	\$ 229,231	\$ 208,360	\$ 208,360	\$ (20,871)	91%	FY 16-17	100
48	FM-0058865	Kern	Bakersfield Superior Court	15-A1	2	Elevators, Escalators, & Hoists Restore Main Public Elevator Cars 1 & 2 Replace Passenger Controls as parts not available, Need Slip-Resistant Flooring/Handles for Safety, Replace Defective Lighting & Damaged Wall Panels	\$ 133,334	\$ 82,987	\$ 66,873	\$ 41,622	\$ (41,365)	50%	FY 16-17	62.24
49	FM-0058871	Fresno	B.F. Sisk Courthouse	10-O1	2	Security - Remove 35 existing, original video surveillance cameras whose motion recording has failed. Install 35 new 1080p, color, indoor/outdoor, day/night, IP cameras and associated housings. Program IP addresses and Vicon and Hirsch integration - Failed cameras are a security risk.	\$ 45,000	\$ 45,000	\$ 40,165	\$ 40,165	\$ (4,835)	89%	FY 15-16	100
50	FM-0058909	San Diego	South County Regional Center	37-H1	2	Security - Install twenty three (23) tempered glass window partitions with speaker holes on the 2nd and 3rd floor service windows of Family Law, Misdemeanor and Traffic Divisions. The current countertops are very low, with the nature of business this has resulted in patrons easily reaching or climbing over countertop to gain access to secure area. The window partition will provide a secure barrier between customer and staff.	\$ 46,907	\$ 46,907	\$ 26,589	\$ 26,589	\$ (20,318)	57%	FY 16-17	100



JUDICIAL COUNCIL
OF CALIFORNIA

TRIAL COURT FACILITY MODIFICATION
ADVISORY COMMITTEE

Trial Court Facility Modification
All Completed FMs (List H)
7/1/2017 to 6/30/2018
Meeting Date 7/20/2018

FM NUMBER	LOCATION	FACILITY NAME	BUILDING ID	PRIORITY	SHORT TITLE	TCFMAC FUNDED COST	FACILITY MODIFICATION PROGRAM SHARE OF TCFMAC FUNDED COST	ACTUAL COST	FACILITY MODIFICATION PROGRAM SHARE OF ACTUAL COST	VARIANCE BETWEEN FUNDED AND ACTUAL (\$)	VARIANCE BETWEEN FUNDED AND ACTUAL (%)	FUND YEAR	FACILITY MODIFICATION PROGRAM BUDGET % OF COST
51	Orange	Central Justice Center	30-A1	2	HVAC - Replace failing condensing unit servicing the third floor jury assembly room. The coil fins have become extremely brittle and the failure of the unit will eliminate cooling for this location.	\$ 58,000	\$ 52,879	\$ 27,310	\$ 24,899	\$ (27,980)	47%	FY 16-17	91.17
52	Los Angeles	Edmund D. Edelman Children's Court	19-Q1	2	Interior Finishes - Replace approx. 3,825LF of damaged laminate that is damaged, loose and missing, in 25 courtrooms. Protruding edges are a safety issue. We have had issues of court and public personal getting injured on the sharp edges of broken or defective laminate	\$ 46,500	\$ 32,545	\$ 86,458	\$ 60,512	\$ 27,967	186%	FY 16-17	69.99
53	Solano	Solano Justice Building	48-B1	2	Interior Finishes - Replace failing door hardware in six Courtrooms. Replace (10) Lock Cylinders, (6) Locksets w/pushbuttons, (5) Locksets w/lever, (21) Door Closers,(1) Panic Bar, (8) Door Hardware and Rods, (2) Kick-down Door holders; Remove (1) Deadbolt. Hardware is worn and failing; Parts are not available because hardware is obsolete; Over time, parts have been changed and deputies have to carry multiple keys. This is a security risk according to the sheriff; PJ wants it fixed.	\$ 120,551	\$ 120,551	\$ 105,024	\$ 105,024	\$ (15,527)	87%	FY 16-17	100
54	Los Angeles	Santa Monica Courthouse	19-AP1	2	Fire Protection - Remove/replace leaking PIV valves & elevate them to above ground allowing for performance of 5yr PM. During performance of 5yr PM on Fire System the PIV were discovered to be buried underneath the lawn soil & cannot be accessed to shut off, preventing the conduct of back flush of the system. Work will be performed after hours to avoid interruption of court activities.	\$ 44,614	\$ 35,018	\$ 26,635	\$ 20,906	\$ (14,112)	60%	FY 16-17	78.49
55	Solano	Old Solano Courthouse	48-A3	2	Grounds and Parking Lot - Replace 75' of 6" storm drain piping found failed during previous excavation. Saw cut 75'L x 2'W asphalt and excavate to 2'D. Remove all excavated soil and failed pipe from site. Install base gravel and compact. Install 75' new 6" drain pipe and route to existing drain boxes. Backfill trench and compact. Re-pave and restripe parking stalls. Existing storm pipe is crushed, causing flooding in the parking lot during rains.	\$ 26,854	\$ 26,854	\$ 22,728	\$ 22,728	\$ (4,126)	85%	FY 16-17	100
56	Los Angeles	Michael D. Antonovich Antelope Valley Courthouse	19-AZ1	2	HVAC- Chiller#1- Replace (1) vane control shaft and seals, (1) PRV Actuator, flange gasket, suction elbow, diffuser plate and o rings on the chiller. Replace (1) impeller and shaft seal. Chiller #1 is failing off high temp and building needs both chillers to maintain heat load of the building.	\$ 42,130	\$ 30,970	\$ 70,136	\$ 51,557	\$ 20,587	166%	FY 16-17	73.51
57	Fresno	B.F. Sisk Courthouse	10-O1	2	HVAC - Replace cracked and leaking heat exchanger in Boiler #2. Construct 1 x 6 x 10 wooden platform in well area outside of boiler room to be able to crane out failed heat exchanger and crane in the new one. Failed heat exchanger was determined in the field to have a manufacturer's defect and should be under materials only warranty. Cost of project however includes a \$21,875 purchase order materials deposit per manufacturer's requirement.	\$ 35,973	\$ 35,973	\$ 13,560	\$ 13,560	\$ (22,413)	38%	FY 16-17	100
58	Los Angeles	Pomona Courthouse South	19-W1	2	Exterior Shell-Remove and replace sealant in north and south expansion joints. During completion of sealant (3,800 linear feet) replacement on east side, north and south were inspected and found to be deteriorating due to age. As a result, water can enter the building from rain.	\$ 177,352	\$ 161,639	\$ 135,972	\$ 123,925	\$ (37,714)	77%	FY 16-17	91.14
59	Solano	Hall of Justice	48-A1	2	Exterior shell - Abate ACMs on 15 sq ft of wall; install metal address numbers "550-600" to building above Main entry; Provide and install new signage, new spotlight, 120 of conduit and wire; Provide and install 1 new photocell; Provide and install vinyl address numbers to 4 exterior doors. - New signage, to indicate street address, to be added to meet city fire code as dictated by the Fairfield Fire Marshal	\$ 12,054	\$ 8,778	\$ 15,230	\$ 11,090	\$ 2,313	126%	FY 16-17	72.82



JUDICIAL COUNCIL
OF CALIFORNIA

TRIAL COURT FACILITY MODIFICATION
ADVISORY COMMITTEE

Trial Court Facility Modification
All Completed FMs (List H)
7/1/2017 to 6/30/2018
Meeting Date 7/20/2018

FM NUMBER	LOCATION	FACILITY NAME	BUILDING ID	PRIORITY	SHORT TITLE	TCFMAC FUNDED COST	FACILITY MODIFICATION PROGRAM SHARE OF TCFMAC FUNDED COST	ACTUAL COST	FACILITY MODIFICATION PROGRAM SHARE OF ACTUAL COST	VARIANCE BETWEEN FUNDED AND ACTUAL (\$)	VARIANCE BETWEEN FUNDED AND ACTUAL (%)	FUND YEAR	FACILITY MODIFICATION PROGRAM BUDGET % OF COST
60	Los Angeles	Clara Shortridge Foltz Criminal Justice Center	19-L1	1	HVAC - Chilled Water Coils in Air Handler S12 have failed impacting Court Operations Room 336, 422 A,E,F,G,K,L 426A, 428A,B,D,F,G,H,K,L, 436A, 438A Court Administrator and Staff Offices, Known hot environment for TSA piping insulation requires containment to remove, replace failed CW coils, and drain pan, sheet metal plenum as needed, isolation valves and other regulating valves and gauges as needed.	\$ 75,000	\$ 75,000	\$ 86,923	\$ 86,923	\$ 11,923	116%	FY 16-17	100
61	Los Angeles	Santa Clarita Courthouse	19-AD1	1	County Managed- LA County ISD- Plumbing-Replace 1000 feet of 3" & 4" insulated underground pipe supplying heating water loop and four (4) isolation valves. Pipe must be replaced to provide heating for all Civic Center Building	\$ 120,124	\$ 120,124	\$ 50,356	\$ 50,356	\$ (69,768)	42%	FY 16-17	100
62	Solano	Hall of Justice	48-A1	2	Grounds and Parking Lot - Install 700 Lf of temporary barrier wall around building entrances - install drainage hoses and 2 pumps to extract water trapped within the prevention area; Remove and restore all entrance for Court and Public use on Monday through Friday; Provide sandbags, sand and plastic. Preparation for flooding at the HOJ.	\$ 19,627	\$ 14,292	\$ 18,949	\$ 13,799	\$ (494)	97%	FY 16-17	72.82
63	Mono	Mammoth Lakes Courthouse	26-B2	2	HVAC: Remove and Replace failed condenser coil, both compressors on circuit 1 and liquid line drier. (Failure caused by loss of oil due to leak and compressors continued to run without tripping on safety) - BUILDING Cooling ONLY RUNNING AT HALF CAPACITY, 2 OF 4 COMPRESSORS ARE OPERATIONAL	\$ 22,295	\$ 22,295	\$ 18,639	\$ 18,639	\$ (3,656)	84%	FY 17-18	100
64	San Francisco	Hall of Justice	38-B1	2	COUNTY MANAGED - Exterior Shell - Install new exterior doors (10) at Front Entrance, Rear Entrance and Freight Entrance; install new interior door (2) at Rear Entrance foyer; correct failed roll-up garage door.	\$ 27,064	\$ 27,064	\$ 34,160	\$ 34,160	\$ 7,096	126%	FY 16-17	100
65	San Francisco	Hall of Justice	38-B1	2	HVAC - ***CITY/COUNTY MANAGED*** Clean Air-Distribution Equipment, duct work, plenums and system components - Original 1954 system has never been cleaned; debris from deteriorated insulation, accumulated dust and allergens causing disruptions to building occupants and public visitors.	\$ 76,993	\$ 76,993	\$ 79,607	\$ 79,607	\$ 2,614	103%	FY 17-18	100
66	Los Angeles	Chatsworth Courthouse	19-AY1	2	Electrical - Generator diesel tank "level probe" is not working and generate a loud alarm sounding inside building, and cannot monitor fuel spill. Provide and install new level probe monitor "RONA series X76CTM-4X Continuous Tank Monitor", and provide calibration certificate.	\$ 4,862	\$ 4,074	\$ 11,042	\$ 9,253	\$ 5,179	227%	FY 16-17	83.8
67	San Francisco	Civic Center Courthouse	38-A1	2	Fire Protection - found faulty heat detector to cause false fire alarm - replace 14 end of life expectancy heat detectors during off hours to prevent possible disruption to court proceedings	\$ 6,240	\$ 6,240	\$ 5,554	\$ 5,554	\$ (686)	89%	FY 16-17	100
68	Riverside	Family Law Court	33-A1	2	Grounds and Parking Lot - Remove and replace approx. 736sq. ft. of concrete, 90 sq. ft. of asphalt, and remove 2 large Tijuana trees with approx. 200sq. ft. of roots located at the entrance courtyard to the Court. The trees have roots that are lifting concrete and causing significant tripping hazards. The roots will need to be completely removed or concrete will remain a hazard. Concrete will need to be broken up and removed with new concrete poured after roots have been removed.	\$ 15,272	\$ 15,272	\$ 3,866	\$ 3,866	\$ (11,406)	25%	FY 16-17	100
69	Los Angeles	Mental Health Court	19-P1	1	Exterior Finishes - Provide structural shoring where structural members are broken (9) . Provide a (5) months rental of shoring equipment. Provide engineering and report structural engineer to address the broken members. As a conservative safety precaution, we recommend that the building should remain unoccupied until damaged roof framing is repaired	\$ 55,500	\$ 39,577	\$ 172,571	\$ 123,060	\$ 83,483	311%	FY 16-17	71.31



JUDICIAL COUNCIL
OF CALIFORNIA

TRIAL COURT FACILITY MODIFICATION
ADVISORY COMMITTEE

Trial Court Facility Modification
All Completed FMs (List H)
7/1/2017 to 6/30/2018
Meeting Date 7/20/2018

	FM NUMBER	LOCATION	FACILITY NAME	BUILDING ID	PRIORITY	SHORT TITLE	TCFMAC FUNDED COST	FACILITY MODIFICATION PROGRAM SHARE OF TCFMAC FUNDED COST	ACTUAL COST	FACILITY MODIFICATION PROGRAM SHARE OF ACTUAL COST	VARIANCE BETWEEN FUNDED AND ACTUAL (\$)	VARIANCE BETWEEN FUNDED AND ACTUAL (%)	FUND YEAR	FACILITY MODIFICATION PROGRAM BUDGET % OF COST
70	FM-0059639	Los Angeles	Norwalk Courthouse	19-AK1	1	Plumbing - 1st floor Public Defenders restroom toilet backed-up and overflowed. Category 3 sewage water flooded the office area and penetrated down into the basement filing room. Extracted approx. 2,000 sq. ft of waste water, PD Office set up (3) 6 x 10 and (1) 20 x10 critical barriers, basement filing room set up (3) 36 x 39 and (1) 20 x20 critical barriers and a 20 x20 clean room. Executed remediation, ACM environment	\$ 110,575	\$ 94,022	\$ 66,728	\$ 56,739	\$ (37,283)	60%	FY 15-16	85.03
71	FM-0059669	Riverside	Southwest Justice Center	33-M1	2	Elevators, Escalators & Hoists - Elevator #5 - Remove and replace the failed piston and head assembly of the elevator. Major damage has occurred due to a blown seal and replacement is required, failure leaves only 1 of 2 staff elevators functional.	\$ 47,553	\$ 36,330	\$ 40,410	\$ 30,873	\$ (5,457)	85%	FY 16-17	76.4
72	FM-0059684	Orange	Central Justice Center	30-A1	2	HVAC - Remove and replace 360 linear feet of hot water heating lines, supply and return. Install new 3-way valves, furnish and install damper controls for the VAV boxes, furnish and installed new thermostats to operate the 3-way valves. Abate and dispose of 80 lineal feet of insulation and ceiling tiles. Re-insulate pipes and replace ceiling tiles. These heating pipes are impacted by sludge build-up due to lack or 3-way valves, affecting heating to a director's office, judges chambers, and traffic break room and lobby.	\$ 64,152	\$ 64,152	\$ 44,414	\$ 44,414	\$ (19,738)	69%	FY 16-17	100
73	FM-0059690	Orange	Civil Complex Center ("CXC")	30-A3	2	HVAC - Remove and replace deteriorated heat pump unit at the Civil Complex Center. This unit is old and malfunctioning, seals in and around it failed, which causes water leaks every time it rains, this creates significant damage inside the building. Installation of the new unit to include roofing work.	\$ 47,166	\$ 47,166	\$ 46,295	\$ 46,295	\$ (871)	98%	FY 16-17	100
74	FM-0059762	Los Angeles	Compton Courthouse	19-AG1	2	Interior Finish - Remove 200SF of broken & delaminating (ACM+) VCT tiles on the 12th/13th flr Hydraulic elevator lobbies & replace with epoxy flooring to help with the high traffic of heavy equipment and machinery. Damaged VCT is exposing ACM mastic & causing a trip hazard. Abate/remediate (ACM+) VCT tiles & mastic adhesive. Install barrier containment & Environmental Testing. All work to be performed in compliance w/SCAQMD Rule 1403.	\$ 16,248	\$ 10,745	\$ 11,360	\$ 7,512	\$ (3,232)	70%	FY 16-17	66.13
75	FM-0059772	El Dorado	Johnson Bldg.	09-E1	2	Interior Finishes - Paint interior ceiling in Dept 12 courtroom - Damage caused by last years water leak.	\$ 5,396	\$ 5,396	\$ 15,301	\$ 15,301	\$ 9,905	284%	FY 16-17	100
76	FM-0059786	Santa Clara	Hall of Justice (East)	43-A1	1	Fire protection - Fire sprinkler main burst, P1 Response - In holding cell work station 2 - Replace five feet failed 6" fire sprinkler piping - Replace shorted smoke head and base - Fire system is not at full capability	\$ 8,490	\$ 8,490	\$ 6,376	\$ 6,376	\$ (2,114)	75%	FY 16-17	100
77	FM-0059796	Kings	New Hanford Courthouse	16-A5	2	CAPITAL PROJECT FUNDED - Interior Finishes - Modify eleven countertops at the inside civil and criminal service counters to shorten the distance between clerk and customer to prevent staff injury from repetitive, excessive reaching that the clerks currently have to perform.	\$ 13,667	\$ 13,667	\$ 10,216	\$ 10,216	\$ (3,451)	75%	FY 16-17	100
78	FM-0059806	Los Angeles	Alhambra Courthouse	19-11	2	Elevators - Replace car and hatch equipment on public elevators # 1, 2 & 3. The existent equipment is worn and outdated. No replacement parts available. Elevators failing. (3) Sets of New door operator, Car door hangers, rollers, and associated linkage, Car clutch, Hall door hangers, rollers, tracks, headers, and associated linkage, Hall door interlocks, Hall door pick up rollers assemblies compatible with zone lock, spring door closers, Interlocks, Hall door closers.	\$ 77,316	\$ 66,492	\$ 66,948	\$ 57,575	\$ (8,916)	87%	FY 16-17	86



JUDICIAL COUNCIL
OF CALIFORNIA

TRIAL COURT FACILITY MODIFICATION
ADVISORY COMMITTEE

Trial Court Facility Modification
All Completed FMs (List H)
7/1/2017 to 6/30/2018
Meeting Date 7/20/2018

	FM NUMBER	LOCATION	FACILITY NAME	BUILDING ID	PRIORITY	SHORT TITLE	TCFMAC FUNDED COST	FACILITY MODIFICATION PROGRAM SHARE OF TCFMAC FUNDED COST	ACTUAL COST	FACILITY MODIFICATION PROGRAM SHARE OF ACTUAL COST	VARIANCE BETWEEN FUNDED AND ACTUAL (\$)	VARIANCE BETWEEN FUNDED AND ACTUAL (%)	FUND YEAR	FACILITY MODIFICATION PROGRAM BUDGET % OF COST
79	FM-0059807	Los Angeles	Alhambra Courthouse	19-11	2	Elevators - Replace car and hatch equipment on Judge's and Custody elevators # 4 & 5. The existent equipment is worn and replacement parts are no longer available. (2) Sets of door operator, Car door hangers, rollers, and associated linkage, Car clutch, Hall door hangers, rollers, tracks, headers, and associated linkage, Hall door interlocks, Hall door pick up rollers assemblies compatible with zone lock, spring door closers, Interlocks, Hall door closers. Additional work discovered to remove and replace worn shim between isolation pad and platform to allow the platform to level properly, straighten bent isolation frame.	\$ 51,544	\$ 51,544	\$ 55,905	\$ 55,905	\$ 4,361	108%	FY 16-17	100
80	FM-0059810	Los Angeles	Alhambra Courthouse	19-11	2	Elevator - Custody Elevator -Replace (1) main car station fixture on the main floor and replace (3) hallway key switches for all the floors. Custody elevator key switches are not working properly and at times inmates and sheriffs have to use the stairs.	\$ 23,556	\$ 20,258	\$ 19,097	\$ 16,423	\$ (3,835)	81%	FY 16-17	86
81	FM-0059838	San Diego	East County Regional Center	37-11	2	HVAC - BAS System field panel is failing and no longer able to control the Air Handler Units. MBC component replacement parts are no longer available. Current PC operating system is no longer supported and if fails, building would be without GUI necessary to run the program. Install new PXC modular panel and processor to modular building controller (MBC). Upgrade the exiting Apogee Insight software and database to version 3.14. Replace CPU unit with new in order to run the new software.	\$ 36,641	\$ 24,810	\$ 30,932	\$ 20,944	\$ (3,866)	84%	FY 17-18	67.71
82	FM-0059840	Los Angeles	Hollywood Courthouse	19-S1	2	HVAC - Replace one (1) compressor, two (2) belts, and all solenoids, filter dryers and restore TXVs. Compressor does not work and building has no cooling.	\$ 30,154	\$ 27,467	\$ 23,789	\$ 21,669	\$ (5,798)	79%	FY 16-17	91.09
83	FM-0059842	Los Angeles	Hollywood Courthouse	19-S1	2	Electrical - Replace nine hundred fifty (950) T8 4' lamps, four hundred seventy-five (475) 2-lamp ballasts, forty-five (45) 2x42w CF ballasts, forty-five (45) Compact fluorescent lamps, six LED 100w bulbs and ballasts, and six (6) pole light fixtures to LED fixtures . Lights in the building are not working and are T12 and metal halide lamps,	\$ 52,215	\$ 47,563	\$ 44,425	\$ 40,467	\$ (7,096)	85%	FY 16-17	91.09
84	FM-0059849	Los Angeles	Hollywood Courthouse	19-S1	2	HVAC-Replace forty (40) direct acting thermostats, thirty-eight (38) velocity controllers, ten (10) 2-way hot water valves, nine (9) 3-way hot water valves, replace ductwork for VAV boxes in 1st floor elevator lobby and 2nd floor room #226C, replace one (1) VAV box, and replace linkage on VAV box in room #203A. Temperature cannot be controlled due to faulty components.	\$ 68,859	\$ 62,724	\$ 54,157	\$ 49,332	\$ (13,392)	79%	FY 16-17	91.09
85	FM-0059851	Los Angeles	Norwalk Courthouse	19-AK1	2	HVAC - Install two (2) 5 ton Water Source Heat Pump air conditioners. Install ducting and A/C grills into office space. Install two (2) 25 amp circuits to operate units. Tap into existing condenser water piping. Area will be environmentally tested prior to and after work. Area will be done in containment. The building HVAC system cannot produce adequate air flow and area is hot and is health and safety issue.	\$ 71,767	\$ 61,023	\$ 51,149	\$ 43,492	\$ (17,531)	71%	FY 16-17	85.03
86	FM-0059860	Los Angeles	Norwalk Courthouse	19-AK1	2	Electrical- Install one (1) new 25 gallon day tank for back-up generator. Remove and replace all old piping to main tank. Install one (1) new primer hand pump .Existing tank and piping are corroded and leak.	\$ 25,782	\$ 21,922	\$ 21,119	\$ 17,957	\$ (3,965)	82%	FY 16-17	85.03



JUDICIAL COUNCIL
OF CALIFORNIA

TRIAL COURT FACILITY MODIFICATION
ADVISORY COMMITTEE

Trial Court Facility Modification
All Completed FMs (List H)
7/1/2017 to 6/30/2018
Meeting Date 7/20/2018

	FM NUMBER	LOCATION	FACILITY NAME	BUILDING ID	PRIORITY	SHORT TITLE	TCFMAC FUNDED COST	FACILITY MODIFICATION PROGRAM SHARE OF TCFMAC FUNDED COST	ACTUAL COST	FACILITY MODIFICATION PROGRAM SHARE OF ACTUAL COST	VARIANCE BETWEEN FUNDED AND ACTUAL (\$)	VARIANCE BETWEEN FUNDED AND ACTUAL (%)	FUND YEAR	FACILITY MODIFICATION PROGRAM BUDGET % OF COST
87	FM-0059866	Los Angeles	Edmund D. Edelman Children's Court	19-Q1	2	Grounds and Parking Lot - Replace waterproof membrane (110ft x 25ft), sprinklers, and landscaping in planter on the exterior of the Courthouse near County Council Chambers. Due to years of deterioration the waterproofing membrane in the planter leaks through when there is excessive water present. Additional work required to apply waterproof (37) support columns (333 Sq.Ft.); replace (6) Cast Iron Upper & Lower Drains with gravel stop & flashings. Repaint (193 LF) flashings (2) coats; remove & replace (193 LF) caulking. Replace defective conduits and restore lighting. This was the cause of a serious leak into the County Council" Chambers in January	\$ 105,882	\$ 74,107	\$ 440,691	\$ 308,440	\$ 234,333	416%	FY 16-17	69.99
88	FM-0059867	Los Angeles	Norwalk Courthouse	19-AK1	2	Fire Protection-Remove (6,000 sqft) ACM fireproofing from ceiling in the basement mechanical room, and replace with non-ACM fireproofing. ACM fireproofing is falling from the ceiling creating a health and safety issue.	\$ 383,295	\$ 325,916	\$ 354,266	\$ 301,232	\$ (24,683)	92%	FY 16-17	85.03
89	FM-0059906	Madera	New Madera Courthouse	20-F1	2	Electrical-JCC mandated Madera Courts to support additional IT systems-requires new electrical service ran from the elect Rm B-63 to 1st fl. IT server Rm-122. Approx. 200ft of 1 ¼ conduit, four (4) wires #4 wire & one (1) wire #6-work includes two (2) new wall mounted disconnects for larger UPS's. All electrical work NEC standards-conduit, support straps & drilling performed on Saturday (not to affect court operations). All electrical feeders (wires) pulled & connected during NBH. All holes will be fire cocked with sealant per NFPA standards.	\$ 13,588	\$ 13,588	\$ 9,675	\$ 9,675	\$ (3,913)	71%	FY 16-17	100
90	FM-0059907	San Diego	Trailer - Family Support	37-F7	2	Exterior Shell - Building is settling, causing soft spots in floor and exterior door to drag on decking. Install 42 new a-frame piers and metal isolation blocks on new a-frames to secure building and provide seismic support to structure. Replace vapor barrier. Tighten all existing pier a-frames, install new isolation blocks & isolation block material to existing a-frame piers. Install 11 LVL laminated support beams & a-frame piers under LVLs to provide support to doorway and soft spots in floor.	\$ 32,628	\$ 32,628	\$ 59,909	\$ 59,909	\$ 27,281	184%	FY 16-17	100
91	FM-0059912	Orange	Central Justice Center	30-A1	2	HVAC - Remove and replace leaking hot water pump in the steam room of the Central Justice Center. This pump is original to the building, 55 years old, it is leaking and there are no parts available to rebuild it. The pump needs to be replaced as soon as possible as it provides heat to the building.	\$ 27,844	\$ 25,385	\$ 23,536	\$ 21,458	\$ (3,928)	85%	FY 16-17	91.17
92	FM-0059919	Contra Costa	Richard E. Arnason Justice Center	07-E3	2	HVAC - BAS computer replacement - Supply and install 1 BAS workstation with Windows 7 OS to be compatible with the existing Allerton software; Load and configure Allerton and Wattstopper software to new PC; Test communications. Existing computer has failed and there is no access to BAS components.	\$ 11,190	\$ 11,190	\$ 2,694	\$ 2,694	\$ (8,496)	24%	FY 16-17	100
93	FM-0059952	Los Angeles	Monrovia Training Center	19-N1	1	Roof- Patched 10x10 feet section of the building roof. Water was penetrating inside the building because a section of the roof was failing.	\$ 23,450	\$ 16,483	\$ 26,824	\$ 18,855	\$ 2,372	114%	FY 16-17	70.29
94	FM-0059959	San Diego	County Courthouse	37-A1	2	Fire Protection - Modify pull stations so they report to notified. While testing pull stations, it was discovered that not all pull stations report to notified, although they do activate alarm and strobes.	\$ 2,819	\$ 2,182	\$ 4,975	\$ 3,852	\$ 1,669	176%	FY 16-17	77.42
95	FM-0059961	San Mateo	Hall of Justice	41-A1	2	Fire/Life/Safety- Remove and replace two (2) pairs of doors (4); and door hardware; corrections require code compliant panic hardware, door swing changes (open out) - Doors cannot be secured during hours and are difficult to operate; New panic hardware cannot be installed on existing doors; Door swing at Room A change as per code.	\$ 30,717	\$ 30,717	\$ 27,149	\$ 27,149	\$ (3,568)	88%	FY 16-17	100
96	FM-0059974	Orange	West Justice Center	30-D1	2	Interior Finishes - WJC Jury Assembly - Remediate damage caused by flooding of jury assembly room and restroom by broken hot water line. Work includes removal and replacement of 257sq yards of carpet, 373ln feet of cove base, 142ln feet of drywall, 284sq feet of vinyl flooring and 1 countertop; prime and paint 480sq feet of walls, perform air sample clearances and abate ACM tiles and mastic.	\$ 87,983	\$ 87,983	\$ 82,316	\$ 82,316	\$ (5,667)	94%	FY 16-17	100



JUDICIAL COUNCIL
OF CALIFORNIA

TRIAL COURT FACILITY MODIFICATION
ADVISORY COMMITTEE

Trial Court Facility Modification
All Completed FMs (List H)
7/1/2017 to 6/30/2018
Meeting Date 7/20/2018

	FM NUMBER	LOCATION	FACILITY NAME	BUILDING ID	PRIORITY	SHORT TITLE	TCFMAC FUNDED COST	FACILITY MODIFICATION PROGRAM SHARE OF TCFMAC FUNDED COST	ACTUAL COST	FACILITY MODIFICATION PROGRAM SHARE OF ACTUAL COST	VARIANCE BETWEEN FUNDED AND ACTUAL (\$)	VARIANCE BETWEEN FUNDED AND ACTUAL (%)	FUND YEAR	FACILITY MODIFICATION PROGRAM BUDGET % OF COST
97	FM-0059975	Santa Cruz	Main Courthouse	44-A1	2	Plumbing - Replace 60' of subgrade sewer line, tie into holding cells (5). Requires containment zone, cement saw cutting, concrete finish work following repair. All work off hours. - Sewer line has failed causing numerous backflow issues into holding cells, holding cells have been offline numerous times in recent months impacting the operations of court.	\$ 36,278	\$ 36,278	\$ 29,908	\$ 29,908	\$ (6,370)	82%	FY 16-17	100
98	FM-0059992	Sonoma	Main Adult Detention Facility	49-A2	2	Interior Finishes - Replacement - Replacement on two existing doors with wireless door hardware, 1 pim wireless adaptor and required system re-programing. Security - Provide, install, program and setup DSX Access control system components. 1 PIM (Panel Interface Module) to be installed in room 2C18. 1 wireless access device to be installed on room 1C12 and a second to be installed on room 1C23.	\$ 9,296	\$ 9,296	\$ 8,087	\$ 8,087	\$ (1,209)	87%	FY 16-17	100
99	FM-0059996	Santa Barbara	Santa Maria Courts Bldgs C + D	42-F1	2	Elevators, Escalators, & Hoists - Replace hydraulic control valve with Maxton UC4M valve and packing components and remove spoils from Exterior Elevator pit - water to be pumped from pit and valves and packing to be restored as equipment found to be worn beyond corrections.	\$ 13,454	\$ 7,359	\$ 10,994	\$ 6,014	\$ (1,346)	82%	FY 16-17	54.7
100	FM-0060019	Los Angeles	Van Nuys Courthouse West	19-AX2	1	Roof - Water leaked into secured hallway adjacent to room P-108. Erected a 4x10 containment with a 2-stage decontamination chamber, remediated area, and replaced (4) 24x48 ceiling tiles. Roof repairs will be completed under a supplemental SWO.	\$ 30,818	\$ 24,802	\$ 13,369	\$ 10,759	\$ (14,043)	43%	FY 16-17	80.48
101	FM-0060021	San Francisco	Civic Center Courthouse	38-A1	1	Plumbing - Replace failed domestic hot water circulating pump; LOTO; shut off at disconnect; close off isolation valves; replace failed motor and pump with new	\$ 5,520	\$ 5,520	\$ 2,747	\$ 2,747	\$ (2,773)	50%	FY 16-17	100
102	FM-0060023	Los Angeles	Edmund D. Edelman Children's Court	19-Q1	1	Exterior Finishes - Replace 6 ceiling tiles, 5ft x 15ft of drywall. Source of the leak is coming from the building expansion joints. The replacement of the building expansion joints will be done under a supplemental P2 FM.	\$ 35,445	\$ 24,808	\$ 22,198	\$ 15,536	\$ (9,272)	63%	FY 16-17	69.99
103	FM-0060025	San Mateo	Hall of Justice	41-A1	2	Electrical - Remove and replace 100lf. of failed fabric covered wiring at ceiling light fixtures in CR 8B; lift required. Old wiring is deteriorated and caused courtroom lighting to fail.	\$ 6,014	\$ 6,014	\$ 4,511	\$ 4,511	\$ (1,503)	75%	FY 16-17	100
104	FM-0060036	Los Angeles	Van Nuys Courthouse East	19-AX1	1	Roof - Replace torch patch along parapet and replace one hundred (100 linear foot) of metal coping at top of wall. Roof leaked during rain. Supplemental to FM-060036 executed under P1 SWO 1477300	\$ 41,100	\$ 36,883	\$ 22,795	\$ 20,456	\$ (16,427)	55%	FY 16-17	89.74
105	FM-0060037	Los Angeles	Parking Structure-Lot 53 Pasadena Court	19-J3	2	Electrical-Replace faulty battery charger, battery, cables, and terminal lugs. Replace engine block heater. Replace gaskets and seals. Remove exhaust flex pipe. Replace 15 gallon day tank. Recreate wiring harness. Generator is leaking and does not function properly. In the event of power outage, parking lot will not have power.	\$ 26,508	\$ 18,383	\$ 12,582	\$ 8,726	\$ (9,657)	47%	FY 16-17	69.35
106	FM-0060038	Yolo	Yolo Superior Court	57-A10	2	Electrical - Run 300 ft of conduit and wire; Change Power supply from utility power to emergency power for the (8) smoke dampers in the IDF and MDF rooms. - Currently, when there is a power outage the fire smoke dampers close because of loss of power and the fan coil units continue to run because they are on emergency power. This causes high pressure in the ducts and could damage the equipment, It also causes the room temp to rise because of a loss of cooling	\$ 14,943	\$ 14,943	\$ 4,231	\$ 4,231	\$ (10,712)	28%	FY 16-17	100
107	FM-0060041	Sutter	New Sutter County Courthouse	51-C1	2	CAPITAL PROJECTS - Interior finishes - floor tile grout was not installed properly leaving significant discoloration in the tile joints. Work consists of application of grout colorant to approximately 12,000 sf of floor tile.	\$ 90,000	\$ 90,000	\$ 89,824	\$ 89,824	\$ (176)	100%	FY 16-17	100



JUDICIAL COUNCIL
OF CALIFORNIA

TRIAL COURT FACILITY MODIFICATION
ADVISORY COMMITTEE

Trial Court Facility Modification
All Completed FMs (List H)
7/1/2017 to 6/30/2018
Meeting Date 7/20/2018

	FM NUMBER	LOCATION	FACILITY NAME	BUILDING ID	PRIORITY	SHORT TITLE	TCFMAC FUNDED COST	FACILITY MODIFICATION PROGRAM SHARE OF TCFMAC FUNDED COST	ACTUAL COST	FACILITY MODIFICATION PROGRAM SHARE OF ACTUAL COST	VARIANCE BETWEEN FUNDED AND ACTUAL (\$)	VARIANCE BETWEEN FUNDED AND ACTUAL (%)	FUND YEAR	FACILITY MODIFICATION PROGRAM BUDGET % OF COST
108	FM-0060045	Contra Costa	Wakefield Taylor Courthouse	07-A2	2	HVAC - Remove 50 sq. ft. of lead paint; Cut (2) 3x7 access doors into the existing ductwork on the roof; Install 30 sq. ft. of metal pathway across the inside of the duct; Install (8) 8 x 4 poles for support; Install (2) 4x6 rubber mats outside of the doors; Run 40 ft. of ¾ conduit and wire; Install one explosion proof light inside the ductwork This provides safe access to the AHU instead of using ladders and crawling across the ductwork.	\$ 27,457	\$ 27,457	\$ 15,858	\$ 15,858	\$ (11,599)	58%	FY 16-17	100
109	FM-0060051	San Francisco	Civic Center Courthouse	38-A1	2	Exterior - Correct main entrance doors (4 @ 1400#); install new HD walking beam pivot (2), new sleeve bearing (3), new opener motors (3), new motor mounts (4), HD end load arms (2) and HD dummy closer (1); work requires lift - 4 of 6 large/heavy front entrance doors are dragging at floor and not operational causing issues with entering and exiting.	\$ 29,076	\$ 29,076	\$ 25,076	\$ 25,076	\$ (4,000)	86%	FY 16-17	100
110	FM-0060053	Los Angeles	Van Nuys Courthouse East	19-AX1	2	HVAC-Replace fourteen (14) dual receiver controllers, one (1) single receiver controller, seven (7) solenoid valves, seven (7) signal boosters, seven (7) single duct flanges, fourteen (14) double duct flanges, seven (7) temperature transmitters (20-120 degrees F), seven (7) temperature transmitters (50-150 degrees F), seven (7) temperature transmitters (0-100 degrees F), and twenty-eight (28) air flow controllers. ACM building. Once completed, test system actuators and dampers for additional required work	\$ 129,325	\$ 116,056	\$ 51,328	\$ 46,062	\$ (69,995)	40%	FY 16-17	89.74
111	FM-0060067	Solano	Old Solano Courthouse	48-A3	2	HVAC - Provide, install and program LON boards (2) and add (200) of cabling for the boiler; Add LON board (1), (25) conduit, and (50) cabling for the AHU; Map approx. 200 points to the BAS; correct programming of 40 points; update BAS software, trends, graphics and alarms. - These issues found during PMs and normal operation. This affects the comfort of occupants, energy inefficiencies, and response time, which will affect the court.	\$ 13,722	\$ 13,722	\$ 11,411	\$ 11,411	\$ (2,311)	83%	FY 16-17	100
112	FM-0060069	Lake	Lakeport Court Facility	17-A3	2	County Managed - HVAC - Replace - failed 25 tonne HVAC system covering common area on the first floor. Replace existing condenser and coils system with new system, including duct work and controls	\$ 13,278	\$ 3,983	\$ 13,194	\$ 3,958	\$ (25)	99%	FY 16-17	30
113	FM-0060077	San Bernardino	San Bernardino Justice Center	36-R1	2	Interior Finishes - Replace failed floor mount door closer assembly on the double doors to the Department S35 Courtroom. Existing door closer assemble seals have failed resulting in a loss of there hydraulic fluid. This work is necessary as the door closer has failed creating a potential safety issue.	\$ 6,754	\$ 6,754	\$ 4,127	\$ 4,127	\$ (2,627)	61%	FY 16-17	100
114	FM-0060087	Los Angeles	Whittier Courthouse	19-AO1	2	Electrical - Replace one (1) 25 Gallon day tank for emergency back-up generator, replace (1)pump motor. Replace (1) hand pump. Current components are not operational	\$ 15,294	\$ 13,219	\$ 11,416	\$ 9,867	\$ (3,352)	75%	FY 16-17	86.43
115	FM-0060088	Riverside	Hall of Justice	33-A3	2	Furniture and Equipment - Replace laminate of the bench and witness stand in Dept 35. Court is affected and the current laminate is unsafe with sharp edges, has separated completely, curled and cracked and cannot be reattached. Court hearing cannot be held in the department until laminate has been replaced.	\$ 5,814	\$ 5,814	\$ 4,550	\$ 4,550	\$ (1,264)	78%	FY 16-17	100
116	FM-0060090	Los Angeles	El Monte Courthouse	19-O1	2	HVAC - Replace (1) fan assembly, fan motor, shaft, bearings, driver sheave and bushing, driver sheave, and bushing belts to air handler #2 on 2nd floor. Current fan assembly is currently not operational.	\$ 21,367	\$ 12,419	\$ 13,542	\$ 7,871	\$ (4,548)	63%	FY 16-17	58.12
117	FM-0060106	Stanislaus	Modesto Main Courthouse	50-A1	2	HVAC - Isolate and Restore Underground Piping for Building Hot Water system - System is losing approximately 50 gallons of chemical treated water per day.	\$ 4,635	\$ 4,635	\$ 1,400	\$ 1,400	\$ (3,235)	30%	FY 16-17	100
118	FM-0060109	Los Angeles	Van Nuys Courthouse East	19-AX1	1	Interior Finishes - Replaced (5) 1x4 ceiling tiles, erected a15x10x9h containment with 2-stage decontamination chamber, and installed (2) hanger support on ceiling tiles T-bar. ceiling tiles fallen due to HVAC vibration. All work performed under a known ACM environment. Vibrations on HVAC trunk above ceiling caused tiles to fall.	\$ 14,999	\$ 14,999	\$ 12,174	\$ 12,174	\$ (2,825)	81%	FY 16-17	100



JUDICIAL COUNCIL
OF CALIFORNIA

TRIAL COURT FACILITY MODIFICATION
ADVISORY COMMITTEE

Trial Court Facility Modification
All Completed FMs (List H)
7/1/2017 to 6/30/2018
Meeting Date 7/20/2018

	FM NUMBER	LOCATION	FACILITY NAME	BUILDING ID	PRIORITY	SHORT TITLE	TCFMAC FUNDED COST	FACILITY MODIFICATION PROGRAM SHARE OF TCFMAC FUNDED COST	ACTUAL COST	FACILITY MODIFICATION PROGRAM SHARE OF ACTUAL COST	VARIANCE BETWEEN FUNDED AND ACTUAL (\$)	VARIANCE BETWEEN FUNDED AND ACTUAL (%)	FUND YEAR	FACILITY MODIFICATION PROGRAM BUDGET % OF COST
119	FM-0060113	San Diego	East County Regional Center	37-I1	2	Interior Finishes - Replace 348 sq. yds of damaged carpet and 128 LF of 4in cove base in Courtroom D-16 Conference Room Area, Entry and Main Court Room. Carpet is damaged, deteriorated beyond repair and needs to be replaced to prevent trip hazard	\$ 16,680	\$ 16,680	\$ 17,523	\$ 17,523	\$ 843	105%	FY 16-17	100
120	FM-0060114	San Luis Obispo	Courthouse Annex	40-A1	2	Interior Finishes - Replace aging door closures in court room departments 1 - 12, Jury Services, rooms 385 public counter area and room 355. Door closures age are preventing them from maintaining a consistent pressure that meets ADA compliance standards. These replacements will provide and maintain an accessible door pressure on entry doors that are operated by the public. These door closures are to be replaced with new 4040 EDA closures. The Door closures work is in support of findings in an ADA law suit against the court. Total door closure to be replaced is 29.	\$ 19,514	\$ 19,514	\$ 19,332	\$ 19,332	\$ (182)	99%	FY 17-18	100
121	FM-0060115	Riverside	Hemet	33-F1	2	Exterior Shell - Install approx. 15 ft of chain link fencing (9ft tall with single gate) with top rail near main gas line and meter to protect and deter from vagrant activity and future damage. Recent vandalism - including breaking in to a storage room, damage to an exterior wall, excessive trash, feces, and urine has created a health and safety risk in this area behind the courthouse not easily visible by security.	\$ 3,593	\$ 3,593	\$ 6,062	\$ 6,062	\$ 2,469	169%	FY 16-17	100
122	FM-0060119	Los Angeles	Pasadena Courthouse	19-J1	2	Interior finishes-Replace a 4 feet x 2 feet section of damage drywall ceiling in the IT room. Pieces of the damaged drywall can fall and hit court employees.	\$ 6,951	\$ 6,951	\$ 7,448	\$ 7,448	\$ 497	107%	FY 16-17	100
123	FM-0060120	Los Angeles	Compton Courthouse	19-AG1	1	Plumbing - Replace 30' of 6" cast iron pipe & fittings. Water leaked from cracked storm drain into the Sheriff's Basement Lockup Holding Cell J, L & K. Set up (4) containments, Abate 2sf sprayed fireproofing & remediate cat/2 water intrusion. Extract approx. 35gals water. Environmental testing.	\$ 24,995	\$ 16,529	\$ 37,802	\$ 24,998	\$ 8,469	151%	FY 16-17	66.13
124	FM-0060149	Orange	North Justice Center	30-C1	2	HVAC - Replace Phase 3 cooling tower. Tower has degraded past the point of repair. Corrosion protection has failed and flakes off clogging the strainers and chiller tubes. Despite weekly water treatment tower is rusting severely. Strainers are rusted and no longer removable for service and must be flushed out weekly to remove the flakes. Higher than normal bacteria levels have been found possibly due to the degradation. Degrading tower causing unseen damage to the chillers it serves.	\$ 166,307	\$ 150,192	\$ 151,994	\$ 137,266	\$ (12,926)	91%	FY 16-17	90.31
125	FM-0060162	Los Angeles	Glendale Courthouse	19-H1	2	Plumbing - Replace (1) defective hung toilet. Extensive remediation work for ACM. Women's Restroom currently has toilet not in operation	\$ 17,495	\$ 17,495	\$ 10,571	\$ 10,571	\$ (6,924)	60%	FY 16-17	100
126	FM-0060166	Los Angeles	Bellflower Courthouse	19-AL1	1	Exterior Shell - Set up water diverters; 3rd Floor DA's Office 24"x24", 3rd Floor Jury Room 24"x24", Erect Critical Barrier 38"x90", Extract water from 700 Sq. Ft. of Carpet. Set-up Containment, environmental equipment, and Water remediation. The heavy storms caused water to penetrate through the window and door seals on the exterior of the building. The window and doors seals will be replaced under a supplemental P2 FM	\$ 9,555	\$ 7,447	\$ 23,194	\$ 18,077	\$ 10,630	243%	FY 16-17	77.94
127	FM-0060173	Alameda	Wiley W. Manuel Courthouse	01-B3	1	HVAC - Replace failed and obsolete pneumatic control valves and actuators with compatible DDC equipment on AC-1	\$ 37,516	\$ 37,516	\$ 31,050	\$ 31,050	\$ (6,466)	83%	FY 16-17	100
128	FM-0060181	Alameda	Wiley W. Manuel Courthouse	01-B3	2	Fire Protection - Replace failed and leaking check valve and circulation relief valve at fire pump	\$ 6,519	\$ 5,463	\$ 4,190	\$ 3,511	\$ (1,952)	64%	FY 16-17	83.8



JUDICIAL COUNCIL
OF CALIFORNIA

TRIAL COURT FACILITY MODIFICATION
ADVISORY COMMITTEE

Trial Court Facility Modification
All Completed FMs (List H)
7/1/2017 to 6/30/2018
Meeting Date 7/20/2018

	FM NUMBER	LOCATION	FACILITY NAME	BUILDING ID	PRIORITY	SHORT TITLE	TCFMAC FUNDED COST	FACILITY MODIFICATION PROGRAM SHARE OF TCFMAC FUNDED COST	ACTUAL COST	FACILITY MODIFICATION PROGRAM SHARE OF ACTUAL COST	VARIANCE BETWEEN FUNDED AND ACTUAL (\$)	VARIANCE BETWEEN FUNDED AND ACTUAL (%)	FUND YEAR	FACILITY MODIFICATION PROGRAM BUDGET % OF COST
129	FM-0060193	Kern	Arvin/ Lamont Branch	15-H1	2	Roof Systems - Restoration of leaking at 16ft x 80ft tile section of roof - remove underlayment and install 2-layer of 30lb felt, new metal at perimeter of 2 skylights and re-install tile. At leaking drain, install 6ft x 6ft single-ply patch and tie into existing roofing system. Patch penetrations of 3 HVAC units and three-course at 2 HVAC units.	\$ 21,801	\$ 13,279	\$ 17,535	\$ 10,681	\$ (2,598)	80%	FY 16-17	60.91
130	FM-0060196	Solano	Old Solano Courthouse	48-A3	2	Grounds and Parking Lot Cut down falling 45 ft. tree; Grind the stump; haul away debris A failing root system and high winds have caused the tree to partially blow over. It is leaning against a palm tree and is danger of falling on the sidewalk and into the street.	\$ 4,865	\$ 4,865	\$ 3,254	\$ 3,254	\$ (1,611)	67%	FY 16-17	100
131	FM-0060197	Los Angeles	Bellflower Courthouse	19-AL1	1	Plumbing - Replaced (1) defective ½ horsepower water pump. The domestic hot water pump motor has failed and is not providing building with any hot water.	\$ 9,778	\$ 7,621	\$ 5,586	\$ 4,354	\$ (3,267)	57%	FY 16-17	77.94
132	FM-0060198	Los Angeles	Pomona Courthouse South	19-W1	2	Electrical - Replace and install silicone covered telephone line to prevent moisture intermittently causing delay due to voice static and/or non-responsive communication from secured gate entry to secured parking lot.	\$ 5,000	\$ 4,557	\$ 2,879	\$ 2,624	\$ (1,933)	58%	FY 16-17	91.14
133	FM-0060203	Los Angeles	Chatsworth Courthouse	19-AY1	2	HVAC-Replace (1) 100 amp disconnect for condenser water pump #1. Existing disconnect is burnt out and non-operational.	\$ 4,405	\$ 3,691	\$ 515	\$ 432	\$ (3,260)	12%	FY 16-17	83.8
134	FM-0060204	Santa Clara	Morgan Hill Courthouse	43-N1	1	Flood Response - County Ins. - Water Remediation - Approx. 2800 gallons of water per day is seeping through the failed concrete slab throughout the holding cell basement. Extract water 24/7 due to high water table, removed approx. 700 sq ft. of sheetrock and 1700 sq ft. of carpet. Extraction of water to continue until water subsided so that the court is open for operation. Purchase a JCC owned water extractor to eliminate rental equipment expense.	\$ 300,000	\$ 300,000	\$ 710,122	\$ 710,122	\$ 410,122	237%	FY 16-17	100
135	FM-0060210	Los Angeles	Whittier Courthouse	19-AO1	2	Roof - Multiple areas are failing due to cracks and splits in roofing material causing leaks in courthouse. Scope of work will consist of: remove, dispose and replace damaged cap sheet and repair 1,000 square feet of roof material including 2 drains and 1 overflow. Apply asphalt primer, non-asbestos roof mastic, and embed a fiberglass mesh to re-enforce all repairs.	\$ 26,500	\$ 22,904	\$ 21,300	\$ 18,410	\$ (4,494)	80%	FY 16-17	86.43
136	FM-0060213	Tulare	South County Justice Center	54-I1	2	Elevators - Install two (2) replacement pulse device belt monitors, one for passenger Elevator 1 and one for inmate Elevator 4 - Found defective during Preliminary Order testing and must be corrected.	\$ 10,647	\$ 10,647	\$ 8,065	\$ 8,065	\$ (2,582)	76%	FY 16-17	100
137	FM-0060217	Los Angeles	Hollywood Courthouse	19-S1	2	Plumbing - Replace six(6) lock up toilets and flush valves in 1st floor holding cells. The toilets are leaking, and the flushing mechanisms are not functioning.	\$ 107,334	\$ 97,771	\$ 89,729	\$ 81,734	\$ (16,036)	84%	FY 16-17	91.09
138	FM-0060222	Los Angeles	San Fernando Courthouse	19-AC1	2	HVAC-Replace (1) 10HP Motor, and Flow Switch on Chilled Water Pump#2 . Pump failed due to faulty flow switch.	\$ 3,819	\$ 3,185	\$ 1,814	\$ 1,513	\$ (1,672)	47%	FY 16-17	83.41
139	FM-0060223	Los Angeles	Compton Courthouse	19-AG1	1	Grounds and parking lot - Replace existing damaged Roll-up Gate/curtain; 16'x32' Grille w/2.5" aluminum guide channels. Install (200) 4" traffic button/speed bumps to driveway ramp to prevent skateboarders from further damaging curtain. Skateboarders damaged Gate/curtain on employee parking entrance.	\$ 29,995	\$ 19,836	\$ 39,515	\$ 26,131	\$ 6,296	132%	FY 16-17	66.13
140	FM-0060232	Los Angeles	Chatsworth Courthouse	19-AY1	2	HVAC - Replace (2) Pillow Block Motor Bearings, Belts, and Bushings on AHU-1. Bearings making noise very near complete failure.	\$ 9,398	\$ 7,876	\$ 5,779	\$ 4,843	\$ (3,033)	61%	FY 16-17	83.8
141	FM-0060237	Los Angeles	Metropolitan Courthouse	19-T1	1	Plumbing - Abate/Remediate ACM & Cat/2 water intrusion caused by a clogged mop sink affecting 1st flr weapons screening. Remove/replace; (25) 1'x1' ceiling tiles & 460SF Carpet & Mastic. Install (3) barrier containments, perform Environmental testing. Run 50' cable to clear clogged drain, 2nd flr Janitors closet.	\$ 27,510	\$ 26,008	\$ 49,908	\$ 47,183	\$ 21,175	181%	FY 16-17	94.54



JUDICIAL COUNCIL
OF CALIFORNIA

TRIAL COURT FACILITY MODIFICATION
ADVISORY COMMITTEE

Trial Court Facility Modification
All Completed FMs (List H)
7/1/2017 to 6/30/2018
Meeting Date 7/20/2018

FM NUMBER	LOCATION	FACILITY NAME	BUILDING ID	PRIORITY	SHORT TITLE	TCFMAC FUNDED COST	FACILITY MODIFICATION PROGRAM SHARE OF TCFMAC FUNDED COST	ACTUAL COST	FACILITY MODIFICATION PROGRAM SHARE OF ACTUAL COST	VARIANCE BETWEEN FUNDED AND ACTUAL (\$)	VARIANCE BETWEEN FUNDED AND ACTUAL (%)	FUND YEAR	FACILITY MODIFICATION PROGRAM BUDGET % OF COST
142	Solano	Hall of Justice	48-A1	2	Electrical - Remove and replace failing light parking lot lights with new LED lights, including (13) wall packs, (2) emergency stairway small flood, and (3) yoke mount, high wall, large flood lights. Install (1) new astronomic time clock. Replace (40') failed wiring to wall fixture. - Judges parking lights are failing. Fixtures are at end of life cycle. LED replacements will save energy and provide brighter lighting.	\$ 13,578	\$ 13,578	\$ 10,102	\$ 10,102	\$ (3,476)	74%	FY 16-17	100
143	Los Angeles	Whittier Courthouse	19-AO1	2	Interior Finishes - Replace 90 missing ceiling tiles throughout the building that have fallen during the courthouse closure. Courthouse is slated to open again by the end of the year.	\$ 10,600	\$ 9,162	\$ 9,363	\$ 8,092	\$ (1,069)	88%	FY 16-17	86.43
144	San Diego	County Courthouse	37-A1	2	Elevators, Escalators, & Hoists - Replace worn motor brushes on passenger elevators #1, #2, #3, #4, #5, #6, #7, & #8. The new brushes are necessary to ensure proper motor operation on each of these elevators; there is a potential for an elevator to stop operating if the brushes fail.	\$ 4,827	\$ 3,737	\$ 2,427	\$ 1,879	\$ (1,858)	50%	FY 16-17	77.42
145	Los Angeles	Compton Courthouse	19-AG1	2	HVAC - Replace four (4) failed 1" isolation valves. Valves have frozen open and do not allow proper maintenance on chemical treatment sensors/probes. High lift equipment required to reach high space.	\$ 5,509	\$ 3,643	\$ 2,009	\$ 1,329	\$ (2,315)	36%	FY 16-17	66.13
146	Solano	Old Solano Courthouse	48-A3	2	HVAC - Furnish and install stainless steel dampers (2) on blower inlets on BLR01 and BLR02. (2)Install damper actuators (2) and end switches (2); Cut an 8 x 8 hole in the combustion air duct and install (1) 8 x 8 stainless steel makeup air grille in the duct. Start up and test for proper operation. Boiler room has negative pressure relative to outside and is causing combustion air to move in the wrong direction	\$ 5,807	\$ 5,807	\$ 3,899	\$ 3,899	\$ (1,908)	67%	FY 16-17	100
147	Los Angeles	Inglewood Courthouse	19-F1	2	Interior finishes - Abate/Remediate ACM VCT Flooring in Courtroom 241; Remove/replace 300SF VCT & Mastic. Remove & Re-install 5 rows of existing Court Room seating & water fountain to enact floor replacement. Existing VCT is missing/broken, exposing ACM & is in direct path of travel creating Health Safety/Trip Hazard. Install Barrier Containments & Environmental Testing.	\$ 38,724	\$ 38,724	\$ 31,193	\$ 31,193	\$ (7,531)	81%	FY 16-17	100
148	Los Angeles	Stanley Mosk Courthouse	19-K1	1	Plumbing - Water leaking through the ceiling of the 4th Flr, Room 426, Family Law on the public side, saturating (1) 2x2 ceiling tile and a 2x2 section of VCT tile on the floor. Water is coming from between the walls of the 5th floor, Room 512 and the secure Men's/Woman's restroom. Source of water is unknown until containment is set up and a hole in the wall can be made.	\$ 24,995	\$ 24,995	\$ 22,462	\$ 22,462	\$ (2,533)	90%	FY 16-17	100
149	Los Angeles	El Monte Courthouse	19-O1	1	HVAC - Replace 10 feet of a 1" copper HVAC hot water return line on a 45 degree angle that is leaking into the 2nd flr secured hallway, (15) 1x1 tiles are saturated and about (1) gallon of water on the tile floor. Work to be completed in a known hot environment.	\$ 18,907	\$ 18,907	\$ 7,484	\$ 7,484	\$ (11,423)	40%	FY 16-17	100
150	Solano	Old Solano Courthouse	48-A3	2	HVAC - Deficiency - Supply and install 75 lf of exhaust ducting, (6) exhaust grilles, (6) balancing dampers & (1) door grill; Tie into existing exhaust fan and rebalance. Duct work to be performed off hours. Water leaks through the stairs, pools in the rooms, stagnates, and causes strong odors to leak into the secure hallway. The judges are complaining. If nothing is done, we will have mildew or mold before long. Venting will allow the water to evaporate	\$ 19,674	\$ 19,674	\$ 17,373	\$ 17,373	\$ (2,301)	88%	FY 16-17	100
151	Napa	Criminal Court Building	28-A1	2	Elevator - Replace failed hydraulic oil pump at E4 - Equipment failure found during PM inspection	\$ 7,549	\$ 7,549	\$ 4,637	\$ 4,637	\$ (2,912)	61%	FY 16-17	100
152	Contra Costa	George D. Carroll Courthouse	07-F1	2	HVAC - Replaced failing internal bearings, motor and drive shiv on AHU09; Work to be done off hours - Motor is running hot and unit is vibrating.	\$ 7,584	\$ 7,584	\$ 4,278	\$ 4,278	\$ (3,306)	56%	FY 16-17	100
153	Los Angeles	Monrovia Training Center	19-N1	2	Interior Finishes - Replace (1) defective door, hinges, and sweep. Door split and has fallen from hinges	\$ 2,770	\$ 1,947	\$ 596	\$ 419	\$ (1,528)	22%	FY 16-17	70.29



JUDICIAL COUNCIL
OF CALIFORNIA

TRIAL COURT FACILITY MODIFICATION
ADVISORY COMMITTEE

Trial Court Facility Modification
All Completed FMs (List H)
7/1/2017 to 6/30/2018
Meeting Date 7/20/2018

	FM NUMBER	LOCATION	FACILITY NAME	BUILDING ID	PRIORITY	SHORT TITLE	TCFMAC FUNDED COST	FACILITY MODIFICATION PROGRAM SHARE OF TCFMAC FUNDED COST	ACTUAL COST	FACILITY MODIFICATION PROGRAM SHARE OF ACTUAL COST	VARIANCE BETWEEN FUNDED AND ACTUAL (\$)	VARIANCE BETWEEN FUNDED AND ACTUAL (%)	FUND YEAR	FACILITY MODIFICATION PROGRAM BUDGET % OF COST
154	FM-0060262	Los Angeles	Compton Courthouse	19-AG1	2	Exterior Finishes - Remove (4) 3'x3' sections of uneven and cracked walkway concrete; re-pour concrete, smooth out & match existing color. The un-even/damaged concrete is in the direct path of travel creating a trip hazard.	\$ 5,758	\$ 3,808	\$ 3,168	\$ 2,095	\$ (1,713)	55%	FY 16-17	66.13
155	FM-0060266	Solano	Hall of Justice	48-A1	2	Exterior Shell - Remove and replace failed parts and sensors from existing Lobby doors. Add (1) 120v circuit and receptacle, (2) low energy door operators and (2) electric lock push bars; Add (4) new pushbuttons, (2) door sensors, (1) door track, and (1) gear motor. Electrical work to take place after hours. Because the existing entry configuration cannot handle the traffic, it is necessary for the Court to reconfigure entry/exit routes in main lobby and reactivate old doors which are not operating correctly because of failed parts.	\$ 35,897	\$ 26,140	\$ 34,183	\$ 24,892	\$ (1,248)	95%	FY 16-17	72.82
156	FM-0060269	San Diego	County Courthouse	37-A1	2	Plumbing - Replace faulty 1.5 HP primary Sump Pump #1 in basement tunnel. The pump is tripping on overload and at risk of damaging the electrical connections in the control panel.	\$ 4,466	\$ 3,458	\$ 1,811	\$ 1,402	\$ (2,056)	41%	FY 16-17	77.42
157	FM-0060270	Santa Barbara	Lompoc Division	42-D1	2	Exterior Shell - Install powered door operators and push tabs for handicapped Court staff and patrons at the East and West public entrances. Powered door operators allow ADA compliant entry to the Lompoc Municipal Courthouse for Handicapped Court patrons and staff.	\$ 5,383	\$ 5,383	\$ 8,592	\$ 8,592	\$ 3,209	160%	FY 16-17	100
158	FM-0060274	San Diego	Kearny Mesa Court	37-C1	2	Plumbing - Replace 15 linear ft of drain pipe in ceiling in a known ACM environment. Set up a 5ft x 10ft x 10ft containment in front entry of building and cut a 3ft x 10ft hole in ceiling to access broken pipe. Environmental testing, ACM abatement and build-back of ceiling. Roof drain leaks during rain and water enters the building through a small hole in the lobby ceiling. Excess water has the potential to bring down part of the ceiling causing a safety hazard.	\$ 16,075	\$ 16,075	\$ 12,071	\$ 12,071	\$ (4,004)	75%	FY 16-17	100
159	FM-0060282	Los Angeles	El Monte Courthouse	19-O1	1	Interior Finishes - Replace (1) defective keypad to the secure doors on the basement level and 2nd floor for the secured hallway entrance to the Judge's elevator. The locks are not securing and are allow the public into the Judge's area creating a safety hazard.	\$ 7,200	\$ 7,200	\$ 85	\$ 85	\$ (7,115)	1%	FY 16-17	100
160	FM-0060284	Los Angeles	El Monte Courthouse	19-O1	1	Interior finishes - Replace (1) defective door operator for the 1st floor public entrance door. The main entrance door is not able to be secured.	\$ 11,950	\$ 6,945	\$ 7,411	\$ 4,307	\$ (2,638)	62%	FY 16-17	58.12
161	FM-0060288	Los Angeles	El Monte Courthouse	19-O1	2	Electrical - Replace (2) fittings on transfer pump. Replace (1) gauge and (1) alarm. Fuel is seeping through old fittings and AST not signifying correct fuel level	\$ 5,140	\$ 2,987	\$ 2,706	\$ 1,573	\$ (1,415)	53%	FY 16-17	58.12
162	FM-0060291	Los Angeles	Santa Monica Courthouse	19-AP1	2	HVAC - Remove and rebuild water pump for Condenser #4. Pump has a worn out seal and is leaking water. Pump failure would affect the building HVAC system.	\$ 7,104	\$ 5,576	\$ 1,370	\$ 1,075	\$ (4,501)	19%	FY 16-17	78.49
163	FM-0060292	Monterey	Salinas Courthouse-North Wing	27-A1	1	Electrical - Sewage spill in basement level. Sewage spill caused by vacuum operated sewage system during power failure. Vacuum operated system was not on emergency power during extended power outage causing pipe fitting to fail. Remediation of sewage spill in total of 6 rooms including removal of contaminated sheet rock. Disinfecting and bacteria testing in all affected areas. Reconfigure emergency power to supply sewage ejection system in the event of an extended power outage. Additional testing and removal of additional contaminated material was discovered after restoration efforts commenced. Scope increased.	\$ 60,518	\$ 60,518	\$ 75,431	\$ 75,431	\$ 14,913	125%	FY 16-17	100
164	FM-0060294	Los Angeles	Stanley Mosk Courthouse	19-K1	1	Plumbing - Replace isolation valves to rooftop water tank. Main domestic drinking water supply leaked from rooftop affecting 7 flrs due to failed isolation valves. Work performed in known ACM environment. Replace (4) failed Gate Valves, (1) 3" Butterfly Vlv., & (2) Pro Press Ball Valves. Remediate Cat/2 water intrusion, set-Containments.	\$ 27,700	\$ 26,941	\$ 97,259	\$ 94,594	\$ 67,653	351%	FY 16-17	97.26



JUDICIAL COUNCIL
OF CALIFORNIA

TRIAL COURT FACILITY MODIFICATION
ADVISORY COMMITTEE

Trial Court Facility Modification
All Completed FMs (List H)
7/1/2017 to 6/30/2018
Meeting Date 7/20/2018

FM NUMBER	LOCATION	FACILITY NAME	BUILDING ID	PRIORITY	SHORT TITLE	TCFMAC FUNDED COST	FACILITY MODIFICATION PROGRAM SHARE OF TCFMAC FUNDED COST	ACTUAL COST	FACILITY MODIFICATION PROGRAM SHARE OF ACTUAL COST	VARIANCE BETWEEN FUNDED AND ACTUAL (\$)	VARIANCE BETWEEN FUNDED AND ACTUAL (%)	FUND YEAR	FACILITY MODIFICATION PROGRAM BUDGET % OF COST
165	Los Angeles	Airport Courthouse	19-AU1	2	Interior finishes - Fire seal conduit (900) penetrations for (20) MCR/IT rooms. Penetrations require fire sealant pursuant to CFC Sec. 703.1. These penetrations do not have fire sealant. Penetration diameter range from 3/4" to 3".	\$ 3,368	\$ 2,599	\$ 510	\$ 394	\$ (2,206)	15%	FY 16-17	77.17
166	Los Angeles	Compton Courthouse	19-AG1	2	Plumbing - Replace 30LF of 8" cast iron pipe, 30LF of 6" cast iron pipe & 30LF of 3" cast iron pipe for storm water sump pump. Pipes are cracked/deteriorated and water pours into parking structure on walkway areas, creating a slip hazard.	\$ 12,072	\$ 7,983	\$ 8,614	\$ 5,696	\$ (2,287)	71%	FY 16-17	66.13
167	Los Angeles	Stanley Mosk Courthouse	19-K1	2	Elevators, Escalators, & Hoists-Replace hook strips, stop contacts, and contact brushes. Worn out parts are causing the elevator to miss the desired floor and get lost.	\$ 5,621	\$ 5,467	\$ 2,611	\$ 2,539	\$ (2,928)	46%	FY 16-17	97.26
168	Los Angeles	East Los Angeles Courthouse	19-V1	1	Interior Finishes Replaced (1) defective Micro Switch and (1) magnetic coil on the Lock up control room door. Sheriffs were not able to secure the control room.	\$ 8,900	\$ 6,917	\$ 1,346	\$ 1,046	\$ (5,871)	15%	FY 16-17	77.72
169	Santa Clara	Hall of Justice (East)	43-A1	2	HVAC - Replace (1) failed 80 ton Water Cooled Chiller Compressor, (1) motor cooling adaptor, (2) filter dryers. After Hours work in the summer months, there will be insufficient cooling to the building affecting operations escalating issue to a P1.	\$ 78,675	\$ 78,675	\$ 51,646	\$ 51,646	\$ (27,029)	66%	FY 16-17	100
170	Los Angeles	Airport Courthouse	19-AU1	2	Electrical - Replace (81) Fluorescent EXIT signs with (81) LED EXIT signs on Floors 1,2,5, & 6. PM SWO 2663833 reported (81) fluorescent EXIT signs were failed. EXIT signs must be replaced prior to re-inspection of Emergency Lighting PM. 1st, 2nd, 5th, & 6th Floors	\$ 9,580	\$ 7,393	\$ 5,860	\$ 4,522	\$ (2,871)	61%	FY 16-17	77.17
171	Los Angeles	Clara Shortridge Foltz Criminal Justice Center	19-L1	1	HVAC - Replace (1) 4in flex connector with (2) 4in gaskets and replace (1) 3in connector with (2) 3in gaskets for the condensate system. Current flex connectors are leaking steam affecting the building's comfort heating.	\$ 8,912	\$ 6,131	\$ 1,762	\$ 1,212	\$ (4,918)	20%	FY 16-17	68.79
172	Contra Costa	George D. Carroll Courthouse	07-F1	1	Elevators, escalators, and hoists - Replace failing and obsolete solid state door operator, door restrictor clutch, driving arm, car door tracks, and hangers; Replace failing and obsolete selector device system, including hoistway tape, magnets, and selector; Work to be done after hours. This equipment is failing and obsolete. This elevator is the only one in the building as is close to total failure.	\$ 108,658	\$ 83,884	\$ 91,959	\$ 70,992	\$ (12,892)	85%	FY 16-17	77.2
173	Los Angeles	Monrovia Training Center	19-N1	1	Roof- Set-up containment, environmental/drying equipment in Room 109. Patched a 10feet x 12 feet section of roof.	\$ 9,125	\$ 6,414	\$ 14,493	\$ 10,187	\$ 3,773	159%	FY 16-17	70.29
174	Orange	Civil Complex Center ("CXC")	30-A3	2	Grounds and parking lot - Remove and replace about 25' X 25' piece of asphalt. After heavy rains this year, two big sink holes have developed on the asphalt, in the secure Judges parking lot at the Civil Complex Center.	\$ 7,600	\$ 7,600	\$ 16,411	\$ 16,411	\$ 8,811	216%	FY 16-17	100
175	Del Norte	Del Norte County Superior Court	08-A1	2	Plumbing - Removal of damaged flooring (48 sq ft), wall molding and toilet. Installation of new sub floor (48 sq ft), new tiles, wall molding and toilet reinstall. Move bathroom effects back in to space, ready for Monday.	\$ 11,042	\$ 11,042	\$ 7,581	\$ 7,581	\$ (3,461)	69%	FY 16-17	100
176	Riverside	New Riverside Mid-County Courthouse.	33-G4	2	Exterior Shell - West Side - Remove and replace one pair of glass doors and three single glass door thresholds with offset thresholds on the West side of the building. During rains these exterior doors leak resulting in building, carpet and flooring damage. Work includes installation of 1ea 72x7x1/2 offset threshold, 3ea 36x7x1/2 offset thresholds, and 5ea door sweeps w/ rain drips.	\$ 3,400	\$ 3,400	\$ 3,945	\$ 3,945	\$ 545	116%	FY 16-17	100
177	Sutter	New Sutter County Courthouse	51-C1	2	Capital Program Funded - HVAC - Provide cooling to the Evidence Room that was not part of the construction contract. Hot tap existing chilled water loops, furnish and install new supply and return chilled water piping to the evidence room. Install wall mounted chilled water FCU unit, electrical circuits, and condensate pump and drain piping.	\$ 21,433	\$ 21,433	\$ 12,242	\$ 12,242	\$ (9,191)	57%	FY 16-17	100



JUDICIAL COUNCIL
OF CALIFORNIA

TRIAL COURT FACILITY MODIFICATION
ADVISORY COMMITTEE

Trial Court Facility Modification
All Completed FMs (List H)
7/1/2017 to 6/30/2018
Meeting Date 7/20/2018

FM NUMBER	LOCATION	FACILITY NAME	BUILDING ID	PRIORITY	SHORT TITLE	TCFMAC FUNDED COST	FACILITY MODIFICATION PROGRAM SHARE OF TCFMAC FUNDED COST	ACTUAL COST	FACILITY MODIFICATION PROGRAM SHARE OF ACTUAL COST	VARIANCE BETWEEN FUNDED AND ACTUAL (\$)	VARIANCE BETWEEN FUNDED AND ACTUAL (%)	FUND YEAR	FACILITY MODIFICATION PROGRAM BUDGET % OF COST
178	Napa	Criminal Court Building	28-A1	2	Electrical - Correct failed access control devices including door switches (16), motion sensors (14), key switches (4), LED light indicators (18), I/O module (1), resistor/wiring (6) - Failed system point devices causing detention control and in-custody path doors to remain unlocked.	\$ 86,964	\$ 86,964	\$ 70,137	\$ 70,137	\$ (16,827)	81%	FY 16-17	100
179	Los Angeles	Norwalk Courthouse	19-AK1	1	HVAC - Domestic water pumps tripped causing both Cooling Towers and Chillers 1 & 2 to go down and affected comfort cooling to the building. A separate ACM tunnel needed to be erected due to water pumps being located in a P5 containment, were reset by putting one pump on manual and cooling again was restored to building. Technicians could not find the source that caused pumps to go down.	\$ 21,856	\$ 18,584	\$ 601	\$ 511	\$ (18,073)	3%	FY 16-17	85.03
180	Los Angeles	Whittier Courthouse	19-AO1	2	Interior Finishes - Due to failed roof drain, rainwater penetrated corner of office space wetting ceiling tile and damaging wall during courthouse closure. Scrape, sand, and paint approximately 30 feet in Sheriff's office due to paint chipping away from wall due to water damage. Environmental tested for lead and provided clearance remediation report after completion to FACS.	\$ 10,000	\$ 8,643	\$ 12,095	\$ 10,454	\$ 1,811	121%	FY 16-17	86.43
181	Mendocino	County Courthouse	23-A1	2	HVAC - Cooling towers 1 & 2- Remove and replace failing sprinkler head assemblies on cooling tower 1 & 2. Remove fans to access sprinkler heads. Failing sprinkler heads are not allowing optimal cooling for the cooling towers water	\$ 4,162	\$ 2,814	\$ 1,562	\$ 1,056	\$ (1,758)	38%	FY 16-17	67.62
182	Solano	Old Solano Courthouse	48-A3	2	Electrical - Replace 20 failing parking lot lights with new LED lights; Requires a lift; Work to be done after hours. More than half of the lights have failed; This is a safety issue; LEDs Will provide longer life and energy savings.	\$ 10,836	\$ 10,836	\$ 8,588	\$ 8,588	\$ (2,248)	79%	FY 16-17	100
183	Los Angeles	Parking Structure Lot 59- Whittier Admin CTR	19-AO2	2	Grounds and parking lot - Replace seventy-eight (78) lights, four (4) stairway lights, and two (2) wall packs with LED light fixtures. Replace seven (7) new fire extinguishers and cabinets. Replace wiring to exhaust fan that was removed by vandals.	\$ 85,410	\$ 73,820	\$ 71,249	\$ 61,581	\$ (12,239)	83%	FY 16-17	86.43
184	San Bernardino	Barstow Courthouse	36-J1	1	Roof - Remediate (possible PACM) roofing materials (approximately 300 sq ft), including membrane and underlayment, that have blown off onto surrounding roof and parking lot due to high winds. Secure roof to protect from elements.	\$ 20,650	\$ 16,093	\$ 24,283	\$ 18,924	\$ 2,831	118%	FY 16-17	77.93
185	Los Angeles	Compton Courthouse	19-AG1	1	Plumbing - Remove/replace 4' of 2" & 4' of 1 1/2" copper pipe & (1) 2" & (1) 1 1/2" Pro-press ball valves; Pipe leak above ceiling. Replace (60) 1'x1' spline ceiling & grid. Remediate Cat/2 water loss, Environmental testing & containment set up. Scaffolding required to access ceiling height.	\$ 42,525	\$ 28,122	\$ 15,250	\$ 10,085	\$ (18,037)	36%	FY 16-17	66.13
186	Los Angeles	Compton Courthouse	19-AG1	2	Interior finishes - Prep & Epoxy seal 594SF concrete flooring cracks on 2nd floor Air Handler/Mechanical Room. Seal will work against water leaks from floor sinks from seeping into ground level traffic department located directly underneath. This work initiated due to P1 associated w/SWO# 1452767.	\$ 11,788	\$ 7,795	\$ 8,610	\$ 5,694	\$ (2,102)	73%	FY 16-17	66.13
187	Los Angeles	Chatsworth Courthouse	19-AY1	1	Plumbing - Replace (2) 3-inch check valves, (4) 3-inch flanges, (4) 3-inch swing nipples, (2) 3-inch butter fly valves, (2) 3-inch gaskets, (7) 3-inch couplings, and (4) 3x3 nipples. Coupling failed causing sewage spill. Erected a 35x42x9 1/2H containment with a 2-stage decontamination chamber. All work will be performed under containment due to Bacterial clean up. Subsequent to final bacterial testing, replace 115 SY of carpet and 400 LF of cove base.	\$ 21,110	\$ 17,690	\$ 96,311	\$ 80,709	\$ 63,018	456%	FY 16-17	83.8
188	Los Angeles	Downey Courthouse	19-AM1	2	Exterior Shell - Replace 3 sets of double doors (total of 6 doors being replaced) at the main entrance. We have made temporary repairs to several parts on all the door (rod panic devices, and floor closers). Replacement parts are obsolete. The integrity of the doors are questionable and the sheriffs have secured the doors with handcuffs during non-business hours.	\$ 32,219	\$ 26,967	\$ 28,373	\$ 23,748	\$ (3,219)	88%	FY 16-17	83.7



JUDICIAL COUNCIL
OF CALIFORNIA

TRIAL COURT FACILITY MODIFICATION
ADVISORY COMMITTEE

Trial Court Facility Modification
All Completed FMs (List H)
7/1/2017 to 6/30/2018
Meeting Date 7/20/2018

	FM NUMBER	LOCATION	FACILITY NAME	BUILDING ID	PRIORITY	SHORT TITLE	TCFMAC FUNDED COST	FACILITY MODIFICATION PROGRAM SHARE OF TCFMAC FUNDED COST	ACTUAL COST	FACILITY MODIFICATION PROGRAM SHARE OF ACTUAL COST	VARIANCE BETWEEN FUNDED AND ACTUAL (\$)	VARIANCE BETWEEN FUNDED AND ACTUAL (%)	FUND YEAR	FACILITY MODIFICATION PROGRAM BUDGET % OF COST
189	FM-0060345	Los Angeles	Torrance Courthouse	19-C1	2	Elevators, Escalators, & Hoists - Remove/rebuild failed generator for Public Elevator #1. Strip/rewind armature, replace (2) large babbit bearings. Remove & steam clean exciter armature. Replace all brushes & Reinstall generator. Failed generator is exclusive to elevator #1. Elevator currently out of service.	\$ 24,216	\$ 20,618	\$ 19,685	\$ 16,760	\$ (3,858)	81%	FY 16-17	85.14
190	FM-0060346	Los Angeles	Airport Courthouse	19-AU1	2	Electrical - Upgrade wire from transformer to elevator control cabinet. Inspect, clean, and tighten connections and switches for elevator switchboard. Elevators are experiencing power issues.	\$ 12,520	\$ 9,662	\$ 10,361	\$ 7,996	\$ (1,666)	83%	FY 16-17	77.17
191	FM-0060350	Los Angeles	Van Nuys Courthouse East	19-AX1	2	Electrical - Replace light fixtures and T-8 Fluorescent bulbs in 108, 4 Open Bulb, 2 bulb fixtures; replace 140 to 160 of deteriorated wiring through existing conduit. Wiring and fixture components failed due to age and environment from daily use.	\$ 16,301	\$ 16,301	\$ 38,970	\$ 38,970	\$ 22,669	239%	FY 16-17	100
192	FM-0060352	Los Angeles	Pasadena Courthouse	19-J1	2	Plumbing - Remove copper piping and replaced with new piping for boilers 1 and 2. Boilers are not piped correctly, causing boiler 2 to work to hard and burn out its heating elements. Fittings are beginning to leak and corrode as well.	\$ 5,496	\$ 3,811	\$ 2,038	\$ 1,413	\$ (2,398)	37%	FY 16-17	69.35
193	FM-0060357	Los Angeles	Whittier Courthouse	19-AO1	1	Plumbing - Replace (2) 4" San Tee, (1) 4" Wye, (30') 4" CI pipe, (10') 2-1/2" CI Pipe, (3) 2-1/2" Pro Press 90, (2) 2-1/2" Pro Press Coupling, (9) 4" NH Coupling. Main sewage pipe leak found in administrative room affecting ceiling tiles. carpet & floor tiles. Water remediation, Set-up Containment, environmental testing and cleaning had to performed.	\$ 21,207	\$ 18,329	\$ 46,687	\$ 40,352	\$ 22,022	220%	FY 16-17	86.43
194	FM-0060358	Los Angeles	Downey Courthouse	19-AM1	2	HVAC - Remove and replace six (6) coils and drain pans for chilled water. Existing coils and drain pans are corroded and leaking and need to be replaced. Replace isolation valves and piping, drain pipes, pressure gauges and thermometers. There will be approximately 550 Sq. Ft. of ACM / ATS Piping insulation abated with full containment. Insulate piping and return to service.	\$ 101,169	\$ 84,678	\$ 131,049	\$ 109,688	\$ 25,010	130%	FY 17-18	83.7
195	FM-0060359	Los Angeles	Norwalk Courthouse	19-AK1	1	HVAC - Exhaust fan shaft bearings are blown. Exhaust fan is located in the P5 containment in the Basement Mechanical Room. Mechanical technician replaced the pulley, hub bearings & belt. Return fans are now back to full operations.	\$ 11,950	\$ 10,161	\$ 1,268	\$ 1,078	\$ (9,083)	11%	FY 16-17	85.03
196	FM-0060360	Los Angeles	Norwalk Courthouse	19-AK1	2	Fire Protection - Install beam detectors, realign, and reset switch on fire alarm due to fire alarm panel activating and dispatching fire department.	\$ 9,995	\$ 9,995	\$ 6,990	\$ 6,990	\$ (3,005)	70%	FY 16-17	100
197	FM-0060361	Los Angeles	S. Bay Municipal Traffic Court Trailer	19-C4	2	Electrical - Replace circuit #2 in panel B. Circuit breaker was damaged & causing power outages to Judges chambers, Bench, court reporter, court clerk, and jury areas.	\$ 2,664	\$ 2,664	\$ 2,664	\$ 2,664	\$ -	100%	FY 16-17	100
198	FM-0060362	Los Angeles	Bellflower Courthouse	19-AL1	2	Elevators- Public Elevator#2 -Replace (1) A2 board. Elevator is not functioning	\$ 2,533	\$ 1,974	\$ 295	\$ 230	\$ (1,744)	12%	FY 16-17	77.94
199	FM-0060363	Los Angeles	Inglewood Juvenile Court	19-E1	2	HVAC - Replace failed contactor, replace (3) broken door hinges on upper control cabinet, replace failing keypad interface, rebuild chilled water pumps #1 & #2, and commission system to operate as intended. Chiller #1 is not function properly and the weather is starting to heat up.	\$ 10,313	\$ 8,331	\$ 5,560	\$ 4,491	\$ (3,839)	54%	FY 16-17	80.78
200	FM-0060364	Los Angeles	Glendale Courthouse	19-H1	2	HVAC- Rebuild hot water pump #1. Replace one (1) ball valve and replace piping for a floor drain. Pump is leaking. Additional work required remove and replace (2) 3" Gate Valves; Remove and replace (1) 1/2 HP HW Pump on boiler #1. Gate Valves will not close completely and boiler pump motor very noisy indicating imminent failure	\$ 3,872	\$ 3,506	\$ 5,970	\$ 5,405	\$ 1,900	154%	FY 16-17	90.54
201	FM-0060366	Los Angeles	Norwalk Courthouse	19-AK1	2	Elevators, Escalators, & Hoists - After the monthly inspection it was discovered that the In-Custody elevator #5 brake could come loose. Replace brake linkage due to pin missing from brake linkage.	\$ 3,717	\$ 3,717	\$ 1,439	\$ 1,439	\$ (2,278)	39%	FY 16-17	100
202	FM-0060367	Los Angeles	Pasadena Courthouse	19-J1	2	Electrical-Remove and replace thirty (30) exit signs and two (2) bug eyes. Exit signs have failed and are a safety concern in event of loss of power to the building.	\$ 6,015	\$ 4,171	\$ 293	\$ 203	\$ (3,968)	5%	FY 16-17	69.35



JUDICIAL COUNCIL
OF CALIFORNIA

TRIAL COURT FACILITY MODIFICATION
ADVISORY COMMITTEE

Trial Court Facility Modification
All Completed FMs (List H)
7/1/2017 to 6/30/2018
Meeting Date 7/20/2018

	FM NUMBER	LOCATION	FACILITY NAME	BUILDING ID	PRIORITY	SHORT TITLE	TCFMAC FUNDED COST	FACILITY MODIFICATION PROGRAM SHARE OF TCFMAC FUNDED COST	ACTUAL COST	FACILITY MODIFICATION PROGRAM SHARE OF ACTUAL COST	VARIANCE BETWEEN FUNDED AND ACTUAL (\$)	VARIANCE BETWEEN FUNDED AND ACTUAL (%)	FUND YEAR	FACILITY MODIFICATION PROGRAM BUDGET % OF COST
203	FM-0060368	Los Angeles	Metropolitan Courthouse	19-T1	2	HVAC - Replace one (1) outside air damper for AHU #3. Damper is seized and does not allow proper operation of system.	\$ 6,397	\$ 6,048	\$ 2,986	\$ 2,823	\$ (3,225)	47%	FY 16-17	94.54
204	FM-0060369	Santa Clara	Hall of Justice (West)	43-A2	2	Plumbing - Replace (1) failed sewage lift pump, (1) seal and gasket kit, (1) flapper valve assembly - connect piping and test run - Pump serves the holding area and currently operating on one pump	\$ 7,055	\$ 7,055	\$ 3,353	\$ 3,353	\$ (3,702)	48%	FY 16-17	100
205	FM-0060370	Los Angeles	Whittier Courthouse	19-AO1	1	Plumbing - Flush valve in 2nd floor men's public restroom failed and continued to run. Approximately fifty-five (55) gallons of water in restroom went into adjacent hallway. Water leaked to 1st floor clerk's office. Fifteen (15) 1' x 1' ceiling tiles were saturated and has affected approximately 765 square feet of carpet was replaced. Replaced 1 spud, 1 core tail piece, 1 diaphragm and 1 vacuum breaker. Erect (1) Containment 14'x14'x11'; (2) 2 stage Decon Chambers. Urinal is flushing properly with no further leaks and authorization has been granted to remove." containment due to ACM and category 2 water remediation.	\$ 22,865	\$ 19,762	\$ 36,209	\$ 31,295	\$ 11,533	158%	FY 16-17	86.43
206	FM-0060371	Contra Costa	George D. Carroll Courthouse	07-F1	2	Electrical - Shut down building power; Disconnect wiring and remove failed 300 AMP, 250 LB, chiller breaker; Rebuild breaker; Shut down building power and reinstall breaker; Restore power; Test chiller operation and building power systems Breaker has failed and a direct replacement cannot be found; The chiller is off line while the breaker is being rebuilt.	\$ 10,360	\$ 7,998	\$ 6,149	\$ 4,747	\$ (3,251)	59%	FY 16-17	77.2
207	FM-0060372	Los Angeles	Norwalk Courthouse	19-AK1	1	Interior finishes - One (1) 1' x 1' ceiling tile has fallen in a secured hallway area known to contain ACM. Cause of fallen ceiling tile in unknown. Environmental containment, testing and clearance remediation conducted.	\$ 7,800	\$ 7,800	\$ 496	\$ 496	\$ (7,304)	6%	FY 16-17	100
208	FM-0060376	Merced	Main Merced Courthouse	24-A8	2	Security - Replace the malfunctioning and obsolete SecurePlex AS Systems with a new CareHawk controller - This will resolve a failed Intercom and detention controls systems that is creating operations problems when transporting inmates.	\$ 76,996	\$ 76,996	\$ 72,210	\$ 72,210	\$ (4,786)	94%	FY 16-17	100
209	FM-0060378	Los Angeles	Van Nuys Courthouse West	19-AX2	2	HVAC / Weld in (1) liquid line dryer on Circuit #1, replace liquid solenoid valve, pressurize system and leak check, replace heating relay, charge system with recovered refrigerant and add up to 30 lbs (R-22). The IT room is becoming increasing hot due to cooling system not functioning properly.	\$ 4,755	\$ 3,827	\$ 1,412	\$ 1,136	\$ (2,690)	30%	FY 16-17	80.48
210	FM-0060384	San Diego	Juvenile Court	37-E1	2	Electrical - Replace missing labels for Electrical Rooms and Panels. Replace missing name plate for panel 1PB, and missing bolts and washers to panels. Install circuit breaker blanks. Circuit trace panel 2PB in room 264 to identify and label circuits. Electrical panel labels are missing and may cause an electrical hazard.	\$ 4,229	\$ 4,229	\$ 2,611	\$ 2,611	\$ (1,618)	62%	FY 16-17	100
211	FM-0060386	Los Angeles	Compton Courthouse	19-AG1	2	Plumbing - Remove failed concealed faucet & penal sink, replace with new air actuated concealed faucet with special order penal sink. Existing concealed faucet is obsolete & beyond repair, must be replaced. Existing stainless steel sink cannot be retrofitted to work with the new faucet, also requiring replacement.	\$ 6,519	\$ 6,519	\$ 3,768	\$ 3,768	\$ (2,751)	58%	FY 16-17	100
212	FM-0060387	Los Angeles	Airport Courthouse	19-AU1	1	Plumbing - Replace failed 1/2" Trap Primer Valve; Water leaked inside the wall cavity between the Basement Sheriffs Men's RR & NE Secure hallways. Remove suspected mold impacted areas; 15LF cove-base, 30sf drywall, 3'x3' & 2'x3' ceramic tile. Remediate Cat/2 water intrusion; 60SF drywall, wall cavity & 6sf VCT tile floor. Perform environmental testing & set up barrier containments. Build back to be performed via supplemental P2.	\$ 25,200	\$ 25,200	\$ 37,688	\$ 37,688	\$ 12,488	150%	FY 16-17	100
213	FM-0060391	Solano	Law And Justice Center	48-A2	2	HVAC- Remove and replace failed components on AHU 16 including (1) main disconnect switch, (2) cabinet fans, (2) thermostats, and (6) debris screens. LOTO unit; Verify operation. - This unit has failed	\$ 3,425	\$ 3,425	\$ 560	\$ 560	\$ (2,865)	16%	FY 16-17	100
214	FM-0060396	Los Angeles	Van Nuys Courthouse West	19-AX2	2	Holding Cell-Replace (3) bearings in lock up door #10. Door is very difficult to open and close due to worn bearings.	\$ 4,220	\$ 4,220	\$ 1,887	\$ 1,887	\$ (2,333)	45%	FY 16-17	100



JUDICIAL COUNCIL
OF CALIFORNIA

TRIAL COURT FACILITY MODIFICATION
ADVISORY COMMITTEE

Trial Court Facility Modification
All Completed FMs (List H)
7/1/2017 to 6/30/2018
Meeting Date 7/20/2018

FM NUMBER	LOCATION	FACILITY NAME	BUILDING ID	PRIORITY	SHORT TITLE	TCFMAC FUNDED COST	FACILITY MODIFICATION PROGRAM SHARE OF TCFMAC FUNDED COST	ACTUAL COST	FACILITY MODIFICATION PROGRAM SHARE OF ACTUAL COST	VARIANCE BETWEEN FUNDED AND ACTUAL (\$)	VARIANCE BETWEEN FUNDED AND ACTUAL (%)	FUND YEAR	FACILITY MODIFICATION PROGRAM BUDGET % OF COST
215	Los Angeles	Michael D. Antonovich Antelope Valley Courthouse	19-AZ1	2	Interior finishes - Re-epoxy (5) cells that have damage to the epoxy coating on the floors, walls and benches. The cells were noted on the Public Health Inspection and inspection report is attached in Notes and Docs.	\$ 41,913	\$ 41,913	\$ 35,969	\$ 35,969	\$ (5,944)	86%	FY 16-17	100
216	Los Angeles	Beverly Hills Courthouse	19-AQ1	2	HVAC - Remove/replace Ignition Controls & Blast Tube Rods for Boilers #1 & #2. Boilers failed NOx during PM making this work required. PM is pending the completion of this work.	\$ 7,442	\$ 5,918	\$ 4,697	\$ 3,735	\$ (2,183)	63%	FY 16-17	79.52
217	Los Angeles	Compton Courthouse	19-AG1	2	Fire Protection - Fire Pump #1; Remove/replace Air Gap Release; Replace (4) missing Fire Pump control valve signs w/locks and chains; Remove/replace (10) failed Liquid Filled Fire Pump Gauges. During PM SWO 2711417 Fire Pump #1 Failed due to these deficiencies. Correction and retest are required to be code compliant.	\$ 4,621	\$ 3,056	\$ 2,234	\$ 1,477	\$ (1,579)	48%	FY 16-17	66.13
218	Alameda	Wiley W. Manuel Courthouse	01-B3	2	Plumbing - Replace failed wall hung toilet carrier components to correct intermittent leak including all work associated with replacing wall finishes and re-setting the toilets	\$ 9,672	\$ 9,672	\$ 7,804	\$ 7,804	\$ (1,868)	81%	FY 16-17	100
219	Los Angeles	Van Nuys Courthouse East	19-AX1	2	Elevators, Escalators, & Hoists-Rebuild (1) selector for Public elevator #2. Selector has failed and the elevator will only stop on floors 2 and 7.	\$ 32,189	\$ 28,886	\$ 31,496	\$ 28,265	\$ (622)	98%	FY 16-17	89.74
220	Los Angeles	Pomona Courthouse South	19-W1	1	Plumbing - Erect containments 6th Floor (1) 4'x12'x8', (1) 6'x14'/12', (1) 3 stage Decon Chamber, cover floor 6'x14', install drying equipment, remove and replace (16) 1'x1' ceiling tiles, Apply, rinse, detergent & disinfectant 868 Sq. Ft. Hard Surfaces. Replace 35' 4" CI Pipe, (2) 4" 1/4 bend, (1) 4"x 3" reducer, (1) 4" Comby, (1) 3" HW Coupling, (12) 4" HW Coupling. Roof drain line leaking due to cracked pipe allowing water to leak into the ceiling of 6th floor private hallway damaging. Work was conducted in a known ACM environment.	\$ 18,956	\$ 18,956	\$ 27,294	\$ 27,294	\$ 8,338	144%	FY 16-17	100
221	Los Angeles	Airport Courthouse	19-AU1	2	HVAC - Remove/replace (2) fan shafts, (2) fan shaft kits, (2) vibration switches, (4) bearings, (2) fan bushings, (2) sheave bushings & (4) belts. Cooling towers #1 & #2 are not running properly due to worn parts. Replace (1) 2 speed 15/7 1/2 HP fan motor for cooling tower #1.	\$ 21,748	\$ 16,783	\$ 19,283	\$ 14,881	\$ (1,902)	89%	FY 16-17	77.17
222	Los Angeles	Pasadena Courthouse	19-J1	1	HVAC - Roof Mechanical Room AHU S5 has condensation leaking through the concrete floor and into the 6th Floor, Dept. G ceiling. Water has affected (6) ceiling tiles, 1 light fixture, and a 4ft x 6ft area of carpet. HVAC vendor patched a 3ft x 9ft area of the S-5 air handle unit corroded sidewalls with epoxy, environmentalist performed ACM testing.	\$ 48,795	\$ 48,795	\$ 15,782	\$ 15,782	\$ (33,013)	32%	FY 16-17	100
223	Alameda	Hayward Hall of Justice	01-D1	1	HVAC - BAS - Replace failed obsolete INET control sub-panel and forty of its existing INET duct and building static pressure sensors with new ones that are compatible and able to communicate with the new sub-panel.	\$ 40,316	\$ 35,599	\$ 35,847	\$ 31,653	\$ (3,946)	89%	FY 17-18	88.3
224	Butte	North Butte County Courthouse	04-F1	2	HVAC - Fabricate and install heavy gauge sheet metal removable extensions on 12 condenser fans for chiller - Current chiller installation allows condenser air to recirculate and leads to high temp faults of chiller VFD drives	\$ 9,486	\$ 9,486	\$ 2,399	\$ 2,399	\$ (7,087)	25%	FY 16-17	100
225	Los Angeles	Airport Courthouse	19-AU1	2	HVAC - Replace failed unitary controller for air handler #3. Due to failed controller, the air handler is in manual mode & cannot control the system. Therefore, the chilled water valves, fan speed, and outside dampers are fully open and do not increase or decrease depending on requirement.	\$ 11,412	\$ 8,807	\$ 7,669	\$ 5,918	\$ (2,888)	67%	FY 16-17	77.17
226	Los Angeles	West Los Angeles Courthouse	19-AR1	2	Plumbing - Remove and replace (2) submersible pumps with check valves, provide 55-gallon vacuum to clean sump tanks, remove and install new discharge lines from sump pumps to termination outside building; hydro-jet all floor drains, main line drain, & outside drains. Submersible pumps failed due to age, discharge lines are heavily corroded at joints and must be replaced.	\$ 16,250	\$ 16,250	\$ 13,112	\$ 13,112	\$ (3,138)	81%	FY 16-17	100



JUDICIAL COUNCIL
OF CALIFORNIA

TRIAL COURT FACILITY MODIFICATION
ADVISORY COMMITTEE

Trial Court Facility Modification
All Completed FMs (List H)
7/1/2017 to 6/30/2018
Meeting Date 7/20/2018

	FM NUMBER	LOCATION	FACILITY NAME	BUILDING ID	PRIORITY	SHORT TITLE	TCFMAC FUNDED COST	FACILITY MODIFICATION PROGRAM SHARE OF TCFMAC FUNDED COST	ACTUAL COST	FACILITY MODIFICATION PROGRAM SHARE OF ACTUAL COST	VARIANCE BETWEEN FUNDED AND ACTUAL (\$)	VARIANCE BETWEEN FUNDED AND ACTUAL (%)	FUND YEAR	FACILITY MODIFICATION PROGRAM BUDGET % OF COST
227	FM-0060427	Alameda	Fremont Hall of Justice	01-H1	2	Security - Holding cell door - Replace broken welds as needed to secure loose security mesh	\$ 4,533	\$ 4,533	\$ 1,417	\$ 1,417	\$ (3,116)	31%	FY 16-17	100
228	FM-0060428	Orange	West Justice Center	30-D1	2	Exterior Shell - Vendor to replace/install new roofing material and renovate Sky Lounge deck due to water leaks through the building. Approximate 1,500 SF to be replaced/renovated.	\$ 32,380	\$ 29,362	\$ 27,383	\$ 24,831	\$ (4,531)	85%	FY 16-17	90.68
229	FM-0060429	Sacramento	Juvenile Courthouse	34-C2	2	Interior Finishes - Replace drywall and ceiling tile and carpet and paint as needed to replace finishes damaged by roof leak to include 40 sf. of ceiling tile and 150 sf. of sheetrock and 250 sf. of paint and 150 sf. of carpet extraction and 20 ft. of baseboard and 350 sf. of detailed cleaning.	\$ 5,677	\$ 5,677	\$ 3,120	\$ 3,120	\$ (2,557)	55%	FY 16-17	100
230	FM-0060430	Alameda	Wiley W. Manuel Courthouse	01-B3	1	Plumbing - In-custody caused holding cell plumbing fixture overflow - Extract 200 gallons of water from floors on multiple levels - Deploy multiple dehumidifiers over several nights to dry areas	\$ 9,979	\$ 9,979	\$ 2,780	\$ 2,780	\$ (7,199)	28%	FY 16-17	100
231	FM-0060431	Orange	North Justice Center	30-C1	1	Utilities - Remove and replace 40ft of gas line. The gas line was found to be leaking and shut down by the Gas Company. Work includes testing of line after installation to insure no further leaks. Gas Company inspected and restored utility.	\$ 9,481	\$ 9,481	\$ 8,352	\$ 8,352	\$ (1,129)	88%	FY 16-17	100
232	FM-0060432	Los Angeles	Inglewood Courthouse	19-F1	1	Plumbing - Replace 10' of 3" cracked Cast Iron pipe & fittings. Remediate cat/2 water loss; 3'x3' area of carpet, replace (2) 1'x1' ACM ceiling tiles. Cracked drain line in 5th flr Janitors closet leaked to 4th flr rm 402. Set-up containment and perform environmental testing.	\$ 23,650	\$ 17,633	\$ 15,382	\$ 11,469	\$ (6,165)	65%	FY 16-17	74.56
233	FM-0060435	Los Angeles	Clara Shortridge Foltz Criminal Justice Center	19-L1	2	Plumbing - Replace two (2) heat exchangers for domestic hot water. Heat Exchangers are failing and water in cafeteria is not up to health code.	\$ 140,283	\$ 96,501	\$ 124,664	\$ 85,756	\$ (10,744)	89%	FY 16-17	68.79
234	FM-0060436	Los Angeles	Michael D. Antonovich Antelope Valley Courthouse	19-AZ1	2	Fire protection-Replace one (1) 1" sprinkler that is corroded. Replace one (1) 6" water flow switch. Switch has failed and does not have a delay. As a result, it goes into alarm as soon as the pump starts.	\$ 3,121	\$ 2,294	\$ 519	\$ 382	\$ (1,913)	17%	FY 16-17	73.51
235	FM-0060439	San Bernardino	Barstow Courthouse	36-J1	1	HVAC - AHU #2 has failed, fan shroud broke preventing operation of fan unit. No cooling to entire 2nd floor. Current temperature 72 degrees on the 2nd floor and may rise pending on the weather.	\$ 12,520	\$ 12,520	\$ 15,465	\$ 15,465	\$ 2,945	124%	FY 16-17	100
236	FM-0060441	Fresno	Firebaugh Court	10-K1	2	HVAC - Replace failed set of tandem compressors, transformer and contactor in building chiller - Compressors have failed and cooling capacity is only at 50%.	\$ 13,688	\$ 7,942	\$ 13,880	\$ 8,053	\$ 111	101%	FY 16-17	58.02
237	FM-0060442	Riverside	Hemet	33-F1	2	Exterior Shell - Patch, stucco and paint 8 x 10 exterior wall excessively vandalized by homeless and their encampment. 3 deep holes and small hammer holes have been created damaging the shell of the building leaving it susceptible to the elements and burglary. Additional measures (separate FM) have been taken to further prevent damage such as this.	\$ 2,757	\$ 2,757	\$ 2,199	\$ 2,199	\$ (558)	80%	FY 16-17	100
238	FM-0060443	Los Angeles	East Los Angeles Courthouse	19-V1	1	Plumbing - Extract 10 gallons of black water, disinfect 15'x10' holding cell area, water remediation, environmental testing, and set-up containment. In custody clogged toilet, causing 10 gallons of toilet water to flood the holding area	\$ 17,658	\$ 13,724	\$ 4,710	\$ 3,661	\$ (10,063)	27%	FY 16-17	77.72
239	FM-0060444	Siskiyou	Siskiyou County Courthouse	47-A1	2	CAPITAL PROJECT - Grounds and Parking Lot - Install approx. 700' of 6' high security fence around site of future courthouse. Includes gates.	\$ 38,000	\$ 38,000	\$ 37,327	\$ 37,327	\$ (673)	98%	FY 16-17	100
240	FM-0060447	Lake	Lakeport Court Facility	17-A3	2	Interior Finishes - Replace Door Hardware - Replace main door hardware, install von duprin panic exit devise with top rod. reuse existing trim and cylinder. Remove and readjust existing Timely Frame, Install Smoke Seal for noise control and door sweeps. replace two doors with prefinished solid core doors and new hinges. All work to be prevailing wage and weekend work.	\$ 6,575	\$ 6,575	\$ 3,761	\$ 3,761	\$ (2,814)	57%	FY 16-17	100



JUDICIAL COUNCIL
OF CALIFORNIA

TRIAL COURT FACILITY MODIFICATION
ADVISORY COMMITTEE

Trial Court Facility Modification
All Completed FMs (List H)
7/1/2017 to 6/30/2018
Meeting Date 7/20/2018

	FM NUMBER	LOCATION	FACILITY NAME	BUILDING ID	PRIORITY	SHORT TITLE	TCFMAC FUNDED COST	FACILITY MODIFICATION PROGRAM SHARE OF TCFMAC FUNDED COST	ACTUAL COST	FACILITY MODIFICATION PROGRAM SHARE OF ACTUAL COST	VARIANCE BETWEEN FUNDED AND ACTUAL (\$)	VARIANCE BETWEEN FUNDED AND ACTUAL (%)	FUND YEAR	FACILITY MODIFICATION PROGRAM BUDGET % OF COST
241	FM-0060448	Santa Barbara	Santa Maria Clerks, Bldg E	42-F7	2	Exterior Shell - Remove and replace tile and underlayment material from a 20ft x 10ft 2nd floor stairwell landing and restore drains leaking into adjacent 1st floor Exhibit Room. Correct flashing around drains and bottom portion of stairwell walls on 2nd floor landing. Compromised stairwell landing leaking into Exhibit room; compromised underlayment material, flashing and drain surrounds is allowing water intrusion into 1st floor Exhibit Room.	\$ 30,391	\$ 30,391	\$ 31,694	\$ 31,694	\$ 1,303	104%	FY 17-18	100
242	FM-0060451	Los Angeles	Hollywood Courthouse	19-S1	2	Vandalism- Remove graffiti from(11) benches and refinish the benches to existing color. Benches have graffiti scratched into the wood. All benches are located in the public areas.	\$ 12,215	\$ 11,127	\$ 11,227	\$ 10,227	\$ (900)	92%	FY 16-17	91.09
243	FM-0060452	Los Angeles	Hollywood Courthouse	19-S1	2	Interior finishes-Replace 48 square foot section of ceiling drywall in the Court IT room. Ceiling the ceiling is missing that section of drywall and prevent HVAC system to work properly in that space.	\$ 7,503	\$ 7,503	\$ 6,418	\$ 6,418	\$ (1,085)	86%	FY 16-17	100
244	FM-0060453	Imperial	Imperial County Courthouse	13-A1	2	Plumbing - Demo floor as needed in both 2nd floor restrooms to replace approx. 18' of sewer line that has deposit build up causing line to back up and overflow frequently. Move surface mounted water lines in both restrooms and install behind wall. Install 6 new water line isolation valves. Work to be completed after-hours so that there is no disruption to the court.	\$ 21,820	\$ 21,820	\$ 21,820	\$ 21,820	\$ -	100%	FY 16-17	100
245	FM-0060454	Los Angeles	Norwalk Courthouse	19-AK1	2	Plumbing - 3" water valve to women's toilet needs to be replaced due to toilet continually running and cannot be shut off at the angle stop. ACM containment and bulk environmental samples will be necessary before entry through hard lid access panel in women's restroom. Water must be drained from the building to complete task. An additional (15) ¾ and (15) 1 control valve kits will be installed in 12 public restrooms through-out building while drained water from building remains empty. After replacement of valve kits, water will be filled to building and each floor must be checked for leaks.	\$ 18,589	\$ 15,806	\$ 11,248	\$ 9,564	\$ (6,242)	61%	FY 17-18	85.03
246	FM-0060456	Los Angeles	Pasadena Courthouse	19-J1	2	HVAC-Replace exhaust fan motor, pulley, shaft and bearings. Worn out and past it's life expectancy. Failure would cause 1st and 2nd floor to have no exhaust to all restrooms.	\$ 7,010	\$ 4,861	\$ 4,222	\$ 2,928	\$ (1,933)	60%	FY 16-17	69.35
247	FM-0060457	Los Angeles	Norwalk Courthouse	19-AK1	2	Interior finishes-Remove and replace fifty-seven (57) cracked or broken ceiling tiles. Tiles could fall and injure someone. Mini containments will be required in case any fireproofing has fallen on top of them, since the building is known to contain ACM.	\$ 7,392	\$ 6,285	\$ 4,941	\$ 4,201	\$ (2,084)	67%	FY 16-17	85.03
248	FM-0060458	Los Angeles	Stanley Mosk Courthouse	19-K1	1	Plumbing - Replace cracked 1 ½" cast iron pipe from drinking fountain. Clogged Drinking Fountain drain line leaked within wall cavity from 3rd flr to 2nd flr dpt 2C, 243. Remediate 4,272sf of Cat/2 contaminated area. Demo/re-patch 36"x72" plaster wall to access pipe. Work performed in ACM known environment; containments, drying equipment & Environmental testing.	\$ 32,050	\$ 31,172	\$ 17,972	\$ 17,480	\$ (13,692)	56%	FY 16-17	97.26
249	FM-0060459	Los Angeles	El Monte Courthouse	19-O1	2	Vandalism - Unknown person(s) damaged/broke two planters and 12 walkway light lenses in front of the courthouse while also trying to attempt to break courthouse exit door glass. Replace 12 damage/broken walkway light lenses. Replace multiple broken/missing granite rectangular shape side pieces exterior planters. Replacement planter pieces will be fabricated	\$ 6,797	\$ 3,950	\$ 6,050	\$ 3,516	\$ (434)	89%	FY 16-17	58.12
250	FM-0060460	San Francisco	Civic Center Courthouse	38-A1	2	Electrical - Standby Generator - Replace failed water pump (1); replace failing radiator (1) - Water pump seal failure allowing coolant to contaminate oil; radiator tube restrictions causing overheating.	\$ 34,562	\$ 34,562	\$ 29,605	\$ 29,605	\$ (4,957)	86%	FY 17-18	100



JUDICIAL COUNCIL
OF CALIFORNIA

TRIAL COURT FACILITY MODIFICATION
ADVISORY COMMITTEE

Trial Court Facility Modification
All Completed FMs (List H)
7/1/2017 to 6/30/2018
Meeting Date 7/20/2018

	FM NUMBER	LOCATION	FACILITY NAME	BUILDING ID	PRIORITY	SHORT TITLE	TCFMAC FUNDED COST	FACILITY MODIFICATION PROGRAM SHARE OF TCFMAC FUNDED COST	ACTUAL COST	FACILITY MODIFICATION PROGRAM SHARE OF ACTUAL COST	VARIANCE BETWEEN FUNDED AND ACTUAL (\$)	VARIANCE BETWEEN FUNDED AND ACTUAL (%)	FUND YEAR	FACILITY MODIFICATION PROGRAM BUDGET % OF COST
251	FM-0060461	Los Angeles	Stanley Mosk Courthouse	19-K1	1	Plumbing - Domestic Hot Water Tank leaked through welded seam; drain tank, weld patch on leaking seam. Replace defective/cracked 3" & 2" Cast Iron drain line also leaking; Replace (20') 3" CI Pipe, (20') 2" CI Pipe and associated fittings. Remediate Cat/2 water intrusion; Set up (1) 36"x90" critical barrier, (1) water diverter, (1) 3'x3'x10' containment, sanitize hard surfaces (2910 Sq.Ft.) 24 LF T-Bar, (2) Office desks. Water seeped from 8th Floor Mechanical Room 826 down through 7th Floor Lock-up Custody Cell (Sheriff's Gym currently) to 6th Floor Room 620 damaging (2) 2'x2' ceiling tiles and 1'x1' section of carpet wet.	\$ 34,950	\$ 34,950	\$ 18,336	\$ 18,336	\$ (16,614)	52%	FY 16-17	100
252	FM-0060469	Los Angeles	Inglewood Courthouse	19-F1	1	HVAC - 5th Floor AHU S4 replace 25HP supply motor, mounting bracket, belts, pulley and shaft. AHU S4 supply motor has failed, no comfort cooling to entire 5th floor.	\$ 32,750	\$ 24,418	\$ 6,198	\$ 4,621	\$ (19,797)	19%	FY 16-17	74.56
253	FM-0060472	Los Angeles	Stanley Mosk Courthouse	19-K1	2	Elevators and Escalators - Elevator #3 Remove Commutator turn and undercut, blow out windings, clean brush holders, install new brushes. Due to work needed Elevator #3 is not leveling on multiple floors creating potential trip hazard and P1 condition.	\$ 26,342	\$ 25,620	\$ 21,577	\$ 20,986	\$ (4,634)	82%	FY 16-17	97.26
254	FM-0060475	Los Angeles	Stanley Mosk Courthouse	19-K1	2	Electrical - Replace Veeder-Root diesel probe. Veeder-Root diesel probe has failed and does not communicate with the control panel. Panel does not know how much fuel is in the tank.	\$ 7,881	\$ 7,665	\$ 5,142	\$ 5,001	\$ (2,664)	65%	FY 16-17	97.26
255	FM-0060477	Los Angeles	Van Nuys Courthouse West	19-AX2	1	Roof - Replaced (6) 1x1 ceiling tiles, erected a 12x10x9h containment with a single stage decontamination chamber, conducted environmental testing, and sealed roof drain membrane to prevent future leaks. Water leaked around roof drain down to the 10th floor.	\$ 13,150	\$ 9,667	\$ 10,439	\$ 7,674	\$ (1,993)	79%	FY 16-17	73.51
256	FM-0060479	Mono	Mammoth Lakes Courthouse	26-B2	2	Electrical - Repair Lighting inverter electronics that were damaged during power surge. This includes the replacement of the Internal 50kVA transformer, Fuses, Rectifier/Inverter assembly, and Control boards. - Lighting Inverter electronics was damaged by Power surge. Unit currently not functioning.	\$ 12,187	\$ 12,187	\$ 24,861	\$ 24,861	\$ 12,674	204%	FY 16-17	100
257	FM-0060481	Solano	Hall of Justice	48-A1	2	Fire Alarm - Replace failed control board on fire alarm system; perform fire watch during the occupied hours (16 hours), until the board could be replaced Control board has failed.	\$ 9,524	\$ 6,935	\$ 6,718	\$ 4,892	\$ (2,043)	71%	FY 16-17	72.82
258	FM-0060483	Los Angeles	Norwalk Courthouse	19-AK1	2	Exterior Shell-Replace (6) glass aluminum doors, including ADA push buttons with power supplies, panic bars. Existing doors are continually failing creating a security issue and impacting court operations. Additionally, install two (2) Guide rails, one (1) eagle sensor, and two (2) superscans for reactivation.	\$ 63,772	\$ 54,225	\$ 60,967	\$ 51,840	\$ (2,385)	96%	FY 16-17	85.03
259	FM-0060489	Del Norte	Del Norte County Superior Court	08-A1	1	Roof - On Sunday a section of metal roofing approximately 65ft X 12ft was peeled back by the wind. Enovity is aware of the issue and is currently responding.	\$ 20,000	\$ 12,254	\$ 3,199	\$ 1,960	\$ (10,294)	16%	FY 16-17	61.27
260	FM-0060495	Los Angeles	Monrovia Training Center	19-N1	1	Roof- Replace 10' x 10' of defective roofing material. Replace (1) defective roof drain cover. Replace (3) 2 x4 ceiling tiles in Room 109. Perform water remediation and set-up containment. This is a known ACM Environment. Water penetrated through the roof.	\$ 24,581	\$ 17,278	\$ 11,989	\$ 8,427	\$ (8,851)	49%	FY 16-17	70.29
261	FM-0060499	Los Angeles	Hollywood Courthouse	19-S1	2	HVAC- Replace six hundred thirty (630) LF rigid ductwork and insulation. Restore twenty-five (25) reheat coils and forty-two (42) VAV boxes. Existing ductwork is deteriorating coils, and VAV boxes are plugged. HVAC is not working cooling or heating several sections of the building.	\$ 83,086	\$ 75,683	\$ 73,198	\$ 66,676	\$ (9,007)	88%	FY 16-17	91.09
262	FM-0060501	Los Angeles	El Monte Courthouse	19-O1	1	Plumbing - Replace lavatory in lockup #2 due to cold lavatory push button not working and outdated parts not available and no longer being made. Lavatory needs to be replaced due to cold water lavatory linkage failure and parts no longer being made.	\$ 6,073	\$ 3,530	\$ 4,127	\$ 2,399	\$ (1,131)	68%	FY 16-17	58.12



JUDICIAL COUNCIL
OF CALIFORNIA

TRIAL COURT FACILITY MODIFICATION
ADVISORY COMMITTEE

Trial Court Facility Modification
All Completed FMs (List H)
7/1/2017 to 6/30/2018
Meeting Date 7/20/2018

	FM NUMBER	LOCATION	FACILITY NAME	BUILDING ID	PRIORITY	SHORT TITLE	TCFMAC FUNDED COST	FACILITY MODIFICATION PROGRAM SHARE OF TCFMAC FUNDED COST	ACTUAL COST	FACILITY MODIFICATION PROGRAM SHARE OF ACTUAL COST	VARIANCE BETWEEN FUNDED AND ACTUAL (\$)	VARIANCE BETWEEN FUNDED AND ACTUAL (%)	FUND YEAR	FACILITY MODIFICATION PROGRAM BUDGET % OF COST
263	FM-0060502	Los Angeles	Stanley Mosk Courthouse	19-K1	1	Elevators, escalator, & hoists - Regulatory compliance/DIR-Notice due 5/22/17 for (26) escalators; Disassemble brake assembly, clean shoes & brake drums, install demarcation strip lights, Install escalator operation run key, replace left hand rail, replace step tread, restore functionality of anti-reversal switch, remove excess oil/grease in the brake assembly's & remove debris from top end of all escalators. NOV with reference to SWO 2726658 through 2726675. Escalators are to be maintained in a clean condition in accordance with subsection 3000(h) ASME 17.1 rule 1206.6a (1996).	\$ 108,737	\$ 105,758	\$ 91,812	\$ 89,296	\$ (16,461)	84%	FY 16-17	97.26
264	FM-0060540	Contra Costa	Family Law Center	07-A14	2	HVAC - Remove and replace failed compressor control module; Test operation; Work to be done off-hours. Control module failed reducing the capacity of the AHU by 50%.	\$ 3,020	\$ 3,020	\$ 2,269	\$ 2,269	\$ (751)	75%	FY 16-17	100
265	FM-0060541	Alameda	Hayward Hall of Justice	01-D1	2	HVAC - Boiler Flue - Replace approximately eight feet of failed boiler flue pipe that extends above the roof line.	\$ 8,095	\$ 6,743	\$ 4,249	\$ 3,539	\$ (3,204)	52%	FY 16-17	83.3
266	FM-0060542	Contra Costa	Jail Annex	07-A4	2	Interior Finishes - Work with the County to stop a ceiling leak over the court reporters desk the judges bench; Dry out the carpet (250 sq ft) with a dehumidifier; Remove water from light fixture lenses; Wipe down wet areas; Test water for toxicity. Water came into the Courtroom from a jail cell above that was flooded by an inmate stuffing the toilet to overflowing.	\$ 2,821	\$ 2,821	\$ 2,243	\$ 2,243	\$ (578)	80%	FY 16-17	100
267	FM-0060555	Stanislaus	Modesto Main Courthouse	50-A1	2	HVAC - Complete Compliance Source testing to facilitate continued operations of 2 natural gas boilers - Required for boiler system operation.	\$ 6,203	\$ 6,203	\$ 4,085	\$ 4,085	\$ (2,118)	66%	FY 16-17	100
268	FM-0060558	Los Angeles	Bellflower Courthouse	19-AL1	1	Fire Protection- Replace (1) fire fly unit for the clerk's office. The clerk's roll-up gate was not operating and impacting court operations.	\$ 7,888	\$ 7,888	\$ 1,619	\$ 1,619	\$ (6,269)	21%	FY 16-17	100
269	FM-0060560	Los Angeles	Compton Courthouse	19-AG1	2	Electrical - Replace (6) exterior double pole metal halide light fixtures (total of 12 fixtures) w/LED fixtures. Lights are currently out & creating a safety issue. Boom lift required due to height.	\$ 18,390	\$ 12,161	\$ 16,437	\$ 10,870	\$ (1,292)	89%	FY 17-18	66.13
270	FM-0060561	San Diego	Juvenile Court	37-E1	2	Security - Replace failed Sally Port auto door operator and door control. Automatic sally port doors not closing properly and entryway doors get stuck when closing and/or opening.	\$ 4,338	\$ 3,237	\$ 1,992	\$ 1,486	\$ (1,751)	46%	FY 16-17	74.62
271	FM-0060562	Los Angeles	Compton Courthouse	19-AG1	1	Plumbing - Replace 10LF of 2" cast iron pipe & fittings. Water leaked thru cracked drainpipe, 5th floor RR to 4th floor employee kitchen. Remediate cat/3 water loss, 12x12 area; replace (8) 1x1 spline ceiling tiles. Work performed in known ACM environment. Install (1) containment barrier.	\$ 8,515	\$ 5,631	\$ 16,622	\$ 10,992	\$ 5,361	195%	FY 16-17	66.13
272	FM-0060564	Lake	South Civic Center	17-B1	2	Grounds - install 1 new drain catch basin and 20' piping - Down spout returned to service is now causing water to gather at foundation near the maintenance room. install to match existing and connect pipe to existing run off drain piping, all piping to be set in trenches dug to a depth of 12" the covered to match existing landscaping rock	\$ 2,497	\$ 2,497	\$ -	\$ -	\$ (2,497)	0%	FY 16-17	100
273	FM-0060565	Los Angeles	Pomona Courthouse South	19-W1	1	Plumbing - Replaced (1) 2.5 inch isolation valve inside of the womens restroom, (2) 3 inch Gate Valves in the 2nd floor mechanical room, 3 dielectric connectors, (2) 3 inch gasket kits, (1) 1.5 inch gasket kit and 4 sloan angle stops. Water remediation, set-up containment and environmental cleaning had to be performed. Water was leaking from the angle stop and the isolation value was not working. All public restrooms on 2nd floor are without water and cannot be used.	\$ 21,997	\$ 20,048	\$ 18,475	\$ 16,838	\$ (3,210)	84%	FY 16-17	91.14



JUDICIAL COUNCIL
OF CALIFORNIA

TRIAL COURT FACILITY MODIFICATION
ADVISORY COMMITTEE

Trial Court Facility Modification
All Completed FMs (List H)
7/1/2017 to 6/30/2018
Meeting Date 7/20/2018

	FM NUMBER	LOCATION	FACILITY NAME	BUILDING ID	PRIORITY	SHORT TITLE	TCFMAC FUNDED COST	FACILITY MODIFICATION PROGRAM SHARE OF TCFMAC FUNDED COST	ACTUAL COST	FACILITY MODIFICATION PROGRAM SHARE OF ACTUAL COST	VARIANCE BETWEEN FUNDED AND ACTUAL (\$)	VARIANCE BETWEEN FUNDED AND ACTUAL (%)	FUND YEAR	FACILITY MODIFICATION PROGRAM BUDGET % OF COST
274	FM-0060568	Orange	West Justice Center	30-D1	2	FM - HVAC - The cooling tower serving phase one currently has two failing shaft bearings and the condenser pump motor bearings are failing as well. ACCO will install a new 10HP Condenser Pump and grounding kit, replace five (5) Belts on Cooling Tower, replace two (2) bearing kits with Shims and Hardware for Cooling Tower, install new shaft seal and gaskets along with a shaft grounding kit. In the event of failure, phase 1 and 2 may lose full cooling capabilities.	\$ 8,200	\$ 7,436	\$ 9,853	\$ 8,935	\$ 1,499	120%	FY 16-17	90.68
275	FM-0060569	Los Angeles	Pomona Courthouse South	19-W1	1	Plumbing - Set up Critical Barriers 3rd, 2nd, Floor, cover 6 A/C Registers, 1st Floor Containment 13'x16'x11', 2 stage Decon Chamber, install drying equipment; 2nd Floor containment 18'x6'x11', 2 stage Decon Chamber, drying equipment, patch & plaster 13 Sq. Ft. wall, 2 coats of paint 50 Sq. Ft. Wall. Remove & replace 176 ceiling tiles, sanitize 12 chairs, 3 desks, plaster 8 Sq. Ft. wall and extract 2,530 square feet of grey water. Remediation effort and containments on multiple floors. Final clearance testing conducted and authorized for re-occupancy to all floors affected. Urinal in 3rd floor men's public restroom overflowed due to paper towels and continue flushing spilling 50 gallons of water in restroom, public hallway, 2nd floor public hallway, and 1st floor department A.	\$ 23,995	\$ 23,995	\$ 53,937	\$ 53,937	\$ 29,942	225%	FY 16-17	100
276	FM-0060570	San Benito	New Hollister Courthouse	35-C1	1	HVAC - P1 - Chiller has failed - Multiple internal refrigerant leaks - Move onsite and install temporary chiller to support the building load during repairs - Start up temp chiller and test - Shutdown building chiller and LOTO - Recover refrigerant - Provide and install (1) new chiller evap barrel - Install (10) new gaskets required to seal existing refrigerant leaks - Install (6) new filter dryers - Re-charge chiller - Connect power and perform operational checks	\$ 73,797	\$ 73,797	\$ 62,410	\$ 62,410	\$ (11,387)	85%	FY 16-17	100
277	FM-0060571	San Diego	Department 9 Trailer	37-E3	2	Exterior Shell - Replace and Retrofit flashing at roof between D-9 and patio cover to prevent rain infiltration into structure. Existing roof flashing extension is failing.	\$ 3,556	\$ 2,653	\$ 1,296	\$ 967	\$ (1,686)	36%	FY 16-17	74.62
278	FM-0060572	Los Angeles	Torrance Courthouse	19-C1	2	HVAC - Remove/replace (2) 7.5 HP Motors; (2) 7.5 HP VFD's with bypass for AHU-1 & 2 Return Fans first and second floor. Both motors and VFD's are failed and non-operational.	\$ 10,995	\$ 9,361	\$ 7,805	\$ 6,645	\$ (2,716)	71%	FY 16-17	85.14
279	FM-0060585	Los Angeles	Inglewood Courthouse	19-F1	2	Elevators, Escalators, & Hoists - Replace failed Elevator Motor, Machine bearing oil seals, Thrust Bearing & Front Sleeve. Rewind Interpoles, re-insulate intepole coils & replace ball bearings. Public Elevator #4 Motor failed & Bearings & Seals Leaking. Elevator currently out of service.	\$ 28,000	\$ 20,877	\$ 31,188	\$ 23,254	\$ 2,377	111%	FY 16-17	74.56
280	FM-0060586	Los Angeles	Whittier Courthouse	19-AO1	1	Plumbing-Replace twenty-five (25) LF of 2" CI piping, two (2) comby, twelve (12) bands, two (2) Tap san tee, two (2) drains and one (1) tap tee. Remediation, all work to be performed in a known ACM hot environment. The swage line is cracked and leaking.	\$ 24,946	\$ 24,946	\$ 23,372	\$ 23,372	\$ (1,574)	94%	FY 16-17	100
281	FM-0060598	Los Angeles	Van Nuys Courthouse East	19-AX1	2	Elevators, escalators, & hoists-Remove and replaced 30sq ft. of flooring in judges' elevator #6. Floor has a hole in flooring creating a possible trip hazard and ACM.	\$ 12,469	\$ 12,469	\$ 5,660	\$ 5,660	\$ (6,809)	45%	FY 16-17	100
282	FM-0060599	Los Angeles	Edmund D. Edelman Children's Court	19-Q1	2	Elevators - Elevator #5 Remove and replace (1) failed main contactor in elevator control panel. Elevator#5 is currently Non-operational	\$ 7,496	\$ 5,246	\$ 4,584	\$ 3,208	\$ (2,038)	61%	FY 16-17	69.99
283	FM-0060602	Los Angeles	Torrance Courthouse	19-C1	2	HVAC - Replace (1) 135 gallon expansion tank with fittings, site glass, and drain combinations at existing location. Remove/rebuild & re-install hot water pump. Work performed in known hot environment; notify regulatory agencies; install (2) 6'x6' containments; 3 stage Decon Chamber; scrape & remove approx. 36 Sq. Ft. per containment Fireproofing around pipe hangers; Apply encapsulate and install air dryers; Existing tank & pump are leaking and require replacement.	\$ 46,609	\$ 39,683	\$ 64,111	\$ 54,584	\$ 14,901	138%	FY 16-17	85.14



JUDICIAL COUNCIL
OF CALIFORNIA

TRIAL COURT FACILITY MODIFICATION
ADVISORY COMMITTEE

Trial Court Facility Modification
All Completed FMs (List H)
7/1/2017 to 6/30/2018
Meeting Date 7/20/2018

	FM NUMBER	LOCATION	FACILITY NAME	BUILDING ID	PRIORITY	SHORT TITLE	TCFMAC FUNDED COST	FACILITY MODIFICATION PROGRAM SHARE OF TCFMAC FUNDED COST	ACTUAL COST	FACILITY MODIFICATION PROGRAM SHARE OF ACTUAL COST	VARIANCE BETWEEN FUNDED AND ACTUAL (\$)	VARIANCE BETWEEN FUNDED AND ACTUAL (%)	FUND YEAR	FACILITY MODIFICATION PROGRAM BUDGET % OF COST
284	FM-0060604	Orange	North Justice Center	30-C1	2	FM - HVAC - Contractor to run new conduit and electrical from the disconnects to the existing VFDs in the chiller room for the load side of both pumps 1 and 2 cooling tower. Phase 3 chiller is currently down until repairs are made.	\$ 5,234	\$ 4,727	\$ 4,343	\$ 3,922	\$ (805)	83%	FY 16-17	90.31
285	FM-0060605	Los Angeles	Hollywood Courthouse	19-S1	2	Exterior Shell - Replace (3) door windows 32"x72" each; (1) 74"x44" window glass. Glass is cracked and present a danger to public and personnel	\$ 2,714	\$ 2,472	\$ 2,344	\$ 2,135	\$ (337)	86%	FY 16-17	91.09
286	FM-0060606	San Bernardino	San Bernardino Justice Center	36-R1	2	Vandalism - Replace exterior window (Veracon glass VUE1-50, 1-1/8" (approximately 64" X 26") located on the first level SW side of the tower near the emergency door. Window vandalized / broken and needs to be replaced to address the existing safety / security issue.	\$ 6,804	\$ 6,804	\$ 6,053	\$ 6,053	\$ (751)	89%	FY 16-17	100
287	FM-0060610	San Diego	North County Regional Center - North	37-F2	2	HVAC -Remove the old failed latches; modify current latch design, and install (60) motor control safety latch hardware kits. MCC #6 Panel bucket doors do not secure. Plastic on latch hardware has failed. This present an electrocution and arc flash hazard.	\$ 9,679	\$ 9,679	\$ 6,870	\$ 6,870	\$ (2,809)	71%	FY 16-17	100
288	FM-0060611	Los Angeles	Metropolitan Courthouse	19-T1	2	Electrical - Install (12) box extensions to (6) lights & install water proof connectors. Rain water penetrated building platform tripping emergency lighting circuit #4 affecting the lights in parking level A, employee side. Replace (2) damaged light figures with LED and upgrade (10) HPS lamps for the additional lights that were affected by the original repair.	\$ 5,502	\$ 5,202	\$ 7,751	\$ 7,328	\$ 2,126	141%	FY 16-17	94.54
289	FM-0060612	Los Angeles	Metropolitan Courthouse	19-T1	2	Plumbing - Replace 10' of cracked cast iron pipe & fittings. Water leaking from the ice making machine on top of hard lid ceiling causing paint to bubble. Water leak has penetrated the ceiling.	\$ 4,654	\$ 4,400	\$ 2,237	\$ 2,115	\$ (2,285)	48%	FY 16-17	94.54
290	FM-0060613	Los Angeles	Torrance Courthouse	19-C1	2	HVAC - Chiller #1, disassemble & replace shaft seal, disassemble oil sump, replace cover gasket due to leak around the shaft seal causing oil sump to not function properly. Additional work required; add (8) gallons oil; (250) pounds R-11 Refrigerant to bring to full operational capability. Evacuate chiller, pressurize and leak test.	\$ 9,231	\$ 7,859	\$ 21,837	\$ 18,592	\$ 10,733	237%	FY 16-17	85.14
291	FM-0060614	San Diego	North County Regional Center - South	37-F1	2	Elevators, Escalators, & Hoists - Replace variable frequency drive (VFD) on Custody Elevator #6. The VFD on Custody Elevator #6 has failed and the elevator is inoperable. This elevator services specific courts; currently the sheriffs have to walk through other active courts to use their elevators to move the in-custody to courts that were serviced by elevator 6.	\$ 14,582	\$ 14,582	\$ 11,110	\$ 11,110	\$ (3,472)	76%	FY 16-17	100
292	FM-0060616	Los Angeles	Clara Shortridge Foltz Criminal Justice Center	19-L1	1	Plumbing - Toilet Flush valve stuck flooding 9th Floor Jury Room 9-129, affecting 9th floor secure hallway 65x5 tile, 9th floor Judge's Chambers 9-127 3x3 carpet, Court Recorder's Office 9-923 4x6 tile floor, Rm. 7-121 10x10 floor, 7-123 10x10 tile floor, 7th floor secure hallway 37x5, 7th floor Judge's chamber 7-127 30x15. Erected (5) containments 16x13x8, 60x5x8, 3x5x8, 12x12, 40x5x8, extracted water, removed (4) 2x4 ceiling tiles, known ACM Environment. Replaced toilet flow valve	\$ 20,911	\$ 20,911	\$ 39,510	\$ 39,510	\$ 18,599	189%	FY 16-17	100
293	FM-0060617	Los Angeles	Stanley Mosk Courthouse	19-K1	1	Plumbing - Replace failed urinal flushing assembly & clear drain inside Judge Chambers RR, rm204. Urinal handle was stuck, flooding & leaked to 1st flr Clerk area. Remediate 9,567sf of Cat/2 water contamination, replace (4) 24"x24" ceiling tiles. Work performed in ACM know environment; Containment, Environmental testing & drying equipment.	\$ 17,585	\$ 17,585	\$ 26,129	\$ 26,129	\$ 8,544	149%	FY 16-17	100
294	FM-0060618	Solano	Old Solano Courthouse	48-A3	2	Interior finishes - repair 38 shades that are not working due to wiring breaks; Access shades and re-terminate broken wires; Secure wiring to prevent catching in shade roller motors; Reset limit switches and program controllers; Perform functional test to verify repairs. Wiring is getting caught in the shade roller motors causing breaks in the wiring.	\$ 3,927	\$ 3,927	\$ 914	\$ 914	\$ (3,013)	23%	FY 16-17	100



JUDICIAL COUNCIL
OF CALIFORNIA

TRIAL COURT FACILITY MODIFICATION
ADVISORY COMMITTEE

Trial Court Facility Modification
All Completed FMs (List H)
7/1/2017 to 6/30/2018
Meeting Date 7/20/2018

	FM NUMBER	LOCATION	FACILITY NAME	BUILDING ID	PRIORITY	SHORT TITLE	TCFMAC FUNDED COST	FACILITY MODIFICATION PROGRAM SHARE OF TCFMAC FUNDED COST	ACTUAL COST	FACILITY MODIFICATION PROGRAM SHARE OF ACTUAL COST	VARIANCE BETWEEN FUNDED AND ACTUAL (\$)	VARIANCE BETWEEN FUNDED AND ACTUAL (%)	FUND YEAR	FACILITY MODIFICATION PROGRAM BUDGET % OF COST
295	FM-0060619	Lassen	Hall of Justice	18-C1	2	Interior Finishes - Cooling tower is leaking into building. Found issue with liner in tower. Recoat with pool liner or epoxy coating - Prevent water intrusion that is coming from cooling tower and leaking into holding cells on second floor of building	\$ 8,828	\$ 8,828	\$ 3,997	\$ 3,997	\$ (4,831)	45%	FY 16-17	100
296	FM-0060622	Los Angeles	Inglewood Courthouse	19-F1	2	Interior Finishes - Replace tinted window film on (12) perimeter glass window panes (approx. 144SF of film) near weapons screening area. Existing film is damaged, torn, peeling & creased.	\$ 3,020	\$ 2,252	\$ 535	\$ 399	\$ (1,853)	18%	FY 16-17	74.56
297	FM-0060624	Mono	Mammoth Lakes Courthouse	26-B2	2	HVAC - Repair Condenser Circuit A and Circuit B. Both Circuit A and Circuit B are having problems and we are down to only 1 of the 4 Compressors in operation. Draw down and evacuate refrigerant from Circuit B of the Condensing Unit. Replace filter drier core and liquid line filter in Circuit A and B. Vacuum leak test and recharge both circuit with refrigerant. Remove and replace Compressor A1. Circuit B in the Condenser has a restriction allowing for only 1 of the 2 Compressors in this circuit to operate. This has made the other 2 Compressors in Circuit non-operation until the compressors are replaced. HVAC system cannot keep up with the building load without repair.	\$ 9,733	\$ 9,733	\$ 6,800	\$ 6,800	\$ (2,933)	70%	FY 16-17	100
298	FM-0060625	Riverside	Larson Justice Center	33-C1	2	HVAC - Chiller #2 Remediate refrigerant leak on the chiller #2 oil reclaim solenoid. Two solenoids will need to be replaced and the system recharged for the chiller to operate sufficiently and efficiently serve the building in the hot desert weather. Work includes recovery and weighing of remaining refrigerant, leak check, and recharge of recovered refrigerant. Additional refrigerant will be added as needed per change order.	\$ 5,207	\$ 4,208	\$ 6,580	\$ 5,317	\$ 1,110	126%	FY 16-17	80.81
299	FM-0060626	Los Angeles	Santa Monica Court Annex	19-AP3	2	Roof Request - Reseal/caulk 30ft. of roof patches. Reseal/caulk the NW & scupper area. Clean/caulk (40) pipes & conduits. Top (45) pitch pans with white acrylic mastic. Clean away 100ft. of badly rusted ducts & seal w/Eternabond. During the previous rain storms, rain water leaked through roof into the court building.	\$ 93,469	\$ 73,364	\$ 6,452	\$ 5,064	\$ (68,300)	7%	FY 16-17	78.49
300	FM-0060627	Los Angeles	Parking Structure Lot 48 Van Nuys Court Complex	19-AX6	1	Fire Protection - State Fire Marshal NOC - Re-open (12) doorways that were enclosed when the JCC took ownership from the LA County on the parking structure. The JCC received a notice of correction from the State Fire Marshal to comply with fire code CBC 716.5.9. Demo existing fencing and steel at all (12) doorways, Install (12) doors/frames and hardware, and restore failing concrete stairs used for egress. The enclosed doorways do not allow public and court personal to exit the parking structure	\$ 335,800	\$ 301,347	\$ 188,439	\$ 169,105	\$ (132,242)	56%	FY 16-17	89.74
301	FM-0060628	Los Angeles	Pasadena Courthouse	19-J1	2	Interior Finishes - Replace Damaged or missing floor tiles (12) in the West Wing Emergency Exit Hallway, and (4) in the East Wing Elevator Lobby. Existing tiles are held in place by tape or missing creating a slip / trip hazard. Known hot environment requires testing & clearance.	\$ 13,500	\$ 9,362	\$ 6,935	\$ 4,809	\$ (4,553)	51%	FY 16-17	69.35
302	FM-0060632	Los Angeles	Pasadena Courthouse	19-J1	2	Interior Finishes- Replace approximately 50 Sq. Ft. delaminating plaster off wall inside of window sill caused by previous rain water penetration. Patch chipped plaster, apply new primer coat, apply to coats of top coat paint. Remediation testing for lead base paint and clearance will be required.	\$ 10,950	\$ 7,594	\$ 3,960	\$ 2,746	\$ (4,848)	36%	FY 16-17	69.35
303	FM-0060634	Riverside	Hemet	33-F1	2	Exterior Shell - Remove approx. 1100 In ft. of tile on the soffit surrounding the entire building. Tiles have fallen off on all sides and have become a safety hazard. With 2/3rds of the tile over public walkways and a recent tile falling and hitting a Sheriff Deputy on the head causing an injury, urgency is required to eliminate future hazards to public/staff. Once tiles are removed the stucco will be sanded, holes filled, a re-skim of stucco and painted to seal and protect.	\$ 104,714	\$ 104,714	\$ 115,459	\$ 115,459	\$ 10,745	110%	FY 17-18	100



JUDICIAL COUNCIL
OF CALIFORNIA

TRIAL COURT FACILITY MODIFICATION
ADVISORY COMMITTEE

Trial Court Facility Modification

All Completed FMs (List H)

7/1/2017 to 6/30/2018

Meeting Date 7/20/2018

	FM NUMBER	LOCATION	FACILITY NAME	BUILDING ID	PRIORITY	SHORT TITLE	TCFMAC FUNDED COST	FACILITY MODIFICATION PROGRAM SHARE OF TCFMAC FUNDED COST	ACTUAL COST	FACILITY MODIFICATION PROGRAM SHARE OF ACTUAL COST	VARIANCE BETWEEN FUNDED AND ACTUAL (\$)	VARIANCE BETWEEN FUNDED AND ACTUAL (%)	FUND YEAR	FACILITY MODIFICATION PROGRAM BUDGET % OF COST
304	FM-0060641	Napa	Criminal Court Building	28-A1	2	Exterior Shell - Correct failed expansion joints (approx 150 lin. ft.); remove failed caulking; prep areas; install new backer rod/polyurethane sealant; lift required - Leaking expansion joint causing water intrusion	\$ 14,918	\$ 10,863	\$ 11,891	\$ 8,659	\$ (2,204)	80%	FY 16-17	72.82
305	FM-0060643	Orange	Central Justice Center	30-A1	2	Interior Finishes - Remove and replace the ceilings in two offices on the second floor behind department C-48, approximately 310 square feet. These ceilings are falling and have become an immediate safety concern. This work will require abatement and continuous ACM monitoring. If the problem is not addressed soon, the ceilings may fall off and contaminate adjacent areas.	\$ 28,985	\$ 28,985	\$ 38,716	\$ 38,716	\$ 9,731	134%	FY 16-17	100
306	FM-0060644	Los Angeles	Alhambra Courthouse	19-11	1	HVAC - HVAC Technician discovered an actuator and a reversing relay stuck affecting Judges chambers #3 to consistently be very cold. Replaced air compressor contact, replaced the actuator, and returned system to normal operation. ABM conducted environmental testing and remediation due to PACM above ceiling tiles.	\$ 18,975	\$ 18,975	\$ 11,095	\$ 11,095	\$ (7,880)	58%	FY 16-17	100
307	FM-0060645	San Bernardino	San Bernardino Courthouse - Annex	36-A2	1	Exterior Shell - Replace 2 cracked exterior windows (46" X 80" and 46" X 24") on the N side of the building near the jury room. Windows appear to have cracked due to minor building settling. This work must be completed in order to address safety / security concerns.	\$ 2,982	\$ 2,982	\$ 2,562	\$ 2,562	\$ (420)	86%	FY 16-17	100
308	FM-0060646	Riverside	Hall of Justice	33-A3	2	Fire Protection - Remove and replace failed wiring in the firefighter phone jacks in elevators 5 and 6 that is causing a ground fault to the fire panel. Correct T-tap on elevator #5 hoistway. Replacement of wiring will allow the newly installed fire panel to pass final inspection by the local fire authority. The panel will not pass inspection until the ground fault has been cleared.	\$ 29,030	\$ 29,030	\$ 23,348	\$ 23,348	\$ (5,682)	80%	FY 16-17	100
309	FM-0060650	Orange	Central Justice Center	30-A1	2	HVAC - Remove and replace a failed compressor pump on existing Quincy air compressor. The pump has failed which leaves the compressor useless. Failure to repair compressor may lead to major HVAC system problems. Please repair ASAP.	\$ 8,915	\$ 787	\$ 7,136	\$ 630	\$ (157)	80%	FY 16-17	8.83
310	FM-0060651	Los Angeles	Glendale Courthouse	19-H1	1	Plumbing - An inmate broke (1) sink and (1) toilet causing water to leak in several areas on the 1st floor. Erected (1) 17x13x8h, (1) 13x10x8h, (1) 10x9x8h, (1) 15x15x8h, (1) 14x5x8h, (1) 5X17X8H, (1) 10X10X8H, and (1) 8x5x8h containments with a 2-stage decontamination chamber. All work was performed under category-2 contained environment, and conducted Environmental clearances. The replacement of the sink and toilet we be performed under supplemental 2 FM.	\$ 17,150	\$ 17,150	\$ 44,118	\$ 44,118	\$ 26,968	257%	FY 16-17	100
311	FM-0060652	Los Angeles	Van Nuys Courthouse West	19-AX2	1	HVAC- Replace (1) C-1 Ingersoll-Rand 15T 7061786 air compressor pump, (2) C-96 Belts, (1) Pressure D switch, (2) 75 CFM air dryers, (1) condensate separator, and (1) electrical connection drain line. Compressor pump and air dryer on unit #1 has failed causing building unable to maintain pneumatic controls throughout the building, and multiple areas are currently too warm.	\$ 29,625	\$ 23,842	\$ 24,033	\$ 19,342	\$ (4,500)	81%	FY 16-17	80.48
312	FM-0060653	Los Angeles	Alhambra Courthouse	19-11	1	Elevators - Replace failed Generator Transfer Switch to public elevators #1, #3, and custody elevator #5. Elevators were out of service and impacting court operations.	\$ 9,395	\$ 9,395	\$ 6,467	\$ 6,467	\$ (2,928)	69%	FY 16-17	100
313	FM-0060654	Los Angeles	Hollywood Courthouse	19-S1	2	Interior Finishes- The paint finish and the water sealant on the secured stairwell was peeling off and allowing moisture inside the building. Restore delaminating water sealant that paint on a 335 square feet section of the secured exit stairwell wall. Environmental testing was performed and all results were non-detect.	\$ 22,714	\$ 20,690	\$ 7,307	\$ 6,656	\$ (14,034)	32%	FY 16-17	91.09
314	FM-0060656	San Diego	East County Regional Center	37-11	2	Exterior - Install (1) Video Aiphone exterior vandal proof station with camera at trash rear gate and (1) interior Video Aiphone station & press call button to chime command center, Command center can view and communicate with trash truck and release gate. Install (1) exterior vandal proof mini dome camera on rear wall in trash container room to view gate and (1) 17" color LCD monitor in command center to view Gate. Trash gate left open/unlocked all day long presents a building security issue.	\$ 10,854	\$ 10,854	\$ 7,483	\$ 7,483	\$ (3,371)	69%	FY 16-17	100



JUDICIAL COUNCIL
OF CALIFORNIA

TRIAL COURT FACILITY MODIFICATION
ADVISORY COMMITTEE

Trial Court Facility Modification

All Completed FMs (List H)

7/1/2017 to 6/30/2018

Meeting Date 7/20/2018

	FM NUMBER	LOCATION	FACILITY NAME	BUILDING ID	PRIORITY	SHORT TITLE	TCFMAC FUNDED COST	FACILITY MODIFICATION PROGRAM SHARE OF TCFMAC FUNDED COST	ACTUAL COST	FACILITY MODIFICATION PROGRAM SHARE OF ACTUAL COST	VARIANCE BETWEEN FUNDED AND ACTUAL (\$)	VARIANCE BETWEEN FUNDED AND ACTUAL (%)	FUND YEAR	FACILITY MODIFICATION PROGRAM BUDGET % OF COST
315	FM-0060657	Los Angeles	Monrovia Training Center	19-N1	2	Grounds and Parking - Replaced output shaft assembly for gate. Employee parking gate failed and non-operational. Building and employee access not secured and a security issue.	\$ 3,754	\$ 2,639	\$ 1,428	\$ 1,004	\$ (1,635)	38%	FY 16-17	70.29
316	FM-0060658	Los Angeles	Airport Courthouse	19-AU1	2	Elevators, escalators, & hoists - Shorten cables on elevator #2. Shorten cables & replace (12) defective counter weight rollers on elevator #7. Ropes have over stretched, causing elevator leveling issues.	\$ 8,672	\$ 6,692	\$ 5,849	\$ 4,514	\$ (2,179)	67%	FY 16-17	77.17
317	FM-0060659	San Bernardino	San Bernardino Justice Center	36-R1	2	Elevators, Escalators, & Hoists - Replace depleted emergency batteries for lowering devices and CPU back-up on all (13) elevators. Batteries are beyond their life expectancy and have died on several elevators. This work is necessary for continued reliable operation.	\$ 7,237	\$ 7,237	\$ 4,572	\$ 4,572	\$ (2,665)	63%	FY 16-17	100
318	FM-0060660	San Diego	North County Regional Center - North	37-F2	2	Holding Cell - Prep and paint holding facility area due to widespread gang-related graffiti, and the hazard of paint chips flaking off and being ingested by in-custodies. Prep and paint 13 court holding cells, control station in the holding cell area, hallways and attorney areas. Including metal window trim, security bars/doors, and metal doors & frames throughout area. Apply a finish coat on the (9) large vinyl numbers in each cell.	\$ 44,407	\$ 44,407	\$ 26,880	\$ 26,880	\$ (17,527)	61%	FY 16-17	100
319	FM-0060661	Riverside	Riverside Juvenile Court	33-N1	2	HVAC - Chiller #1 - Remediate refrigerant leak on the chiller #1 circuit "A" condenser pressure relief threads and replace liquid line drier. Work includes recovery and weighing of remaining refrigerant, nitrogen leak check, and recharge of recovered refrigerant. Additional R22 refrigerant will be added as needed per change order.	\$ 4,326	\$ 2,134	\$ 3,550	\$ 1,752	\$ (383)	82%	FY 16-17	49.34
320	FM-0060662	Los Angeles	Van Nuys Courthouse West	19-AX2	1	HVAC - Replace (1) coupling with shim and hardware. Coupling failed causing the chiller to trip on high temp and no cooling to the courthouse.	\$ 15,100	\$ 12,152	\$ 1,233	\$ 992	\$ (11,160)	8%	FY 16-17	80.48
321	FM-0060673	Alameda	Hayward Hall of Justice	01-D1	2	Security - Holding Cell Doors - Replace approximately thirty eight failed welds at six holding cell doors to include some replacement flat bar stock bracing and priming and painting priced on off hour premium time	\$ 11,423	\$ 11,423	\$ 8,731	\$ 8,731	\$ (2,692)	76%	FY 16-17	100
322	FM-0060676	Los Angeles	Inglewood Courthouse	19-F1	2	Fire Protection - Replace (2) defective water flow switches, Tamper Switch & (1) failed battery. Level IV Fire Alarm Panel PM failed, SWO# 2662633.	\$ 3,416	\$ 2,547	\$ 1,079	\$ 805	\$ (1,742)	32%	FY 16-17	74.56
323	FM-0060677	Solano	Hall of Justice	48-A1	2	Electrical - Provide load test for elevator #5 during off-hours. Load test is needed to meet Preliminary Order requirements for this public elevator.	\$ 7,179	\$ 5,228	\$ 4,711	\$ 3,431	\$ (1,797)	66%	FY 16-17	72.82
324	FM-0060678	San Bernardino	Barstow Courthouse	36-J1	2	HVAC - Replace failed CW pump #2 motor, Carrier condensor fan motor bearing, bushing, sheave, and belts, and perform 3rd party vibration analysis / balancing on Carrier chiller. This work is needed in order to be able to run both chillers at the same time (necessary when outside temps exceed 102 degrees) and to help to ensure continued operation until the chiller replacement FM is approved, funded, and executed.	\$ 17,722	\$ 13,811	\$ 9,252	\$ 7,210	\$ (6,601)	52%	FY 16-17	77.93
325	FM-0060679	Los Angeles	Norwalk Courthouse	19-AK1	1	Plumbing - Replace Boiler #4. Boiler #4 has failed and deemed by JCC more practical to replace due to age and potential future failures.	\$ 6,616	\$ 5,626	\$ 15,505	\$ 13,184	\$ 7,558	234%	FY 16-17	85.03
326	FM-0060682	Los Angeles	Van Nuys Courthouse East	19-AX1	1	Interior finishes- Replace (1) 3' x 1' ceiling tile in known ACM environment has fallen. Ceiling has fallen due to vibration of the main HVAC duct work. Containment and testing included under P1.	\$ 15,985	\$ 15,985	\$ 10,474	\$ 10,474	\$ (5,511)	66%	FY 16-17	100
327	FM-0060685	Los Angeles	Torrance Courthouse	19-C1	2	Elevators, Escalators, & Hoists - Replace (5) elevator cables & (10) wedged shackles for custody elevator #4. Cables are worn and rusted affecting elevator operation.	\$ 22,554	\$ 22,554	\$ 18,205	\$ 18,205	\$ (4,349)	81%	FY 16-17	100



JUDICIAL COUNCIL
OF CALIFORNIA

TRIAL COURT FACILITY MODIFICATION
ADVISORY COMMITTEE

Trial Court Facility Modification
All Completed FMs (List H)
7/1/2017 to 6/30/2018
Meeting Date 7/20/2018

	FM NUMBER	LOCATION	FACILITY NAME	BUILDING ID	PRIORITY	SHORT TITLE	TCFMAC FUNDED COST	FACILITY MODIFICATION PROGRAM SHARE OF TCFMAC FUNDED COST	ACTUAL COST	FACILITY MODIFICATION PROGRAM SHARE OF ACTUAL COST	VARIANCE BETWEEN FUNDED AND ACTUAL (\$)	VARIANCE BETWEEN FUNDED AND ACTUAL (%)	FUND YEAR	FACILITY MODIFICATION PROGRAM BUDGET % OF COST
328	FM-0060686	Riverside	Hemet	33-F1	1	Vandalism- Remove and replace the broken glass of four (4) 25 x 70 doors (safety glass) and six (6) 41 x 68, one (1) 13 x 68 dual pane tempered and five (5) 31x 67¼ annealed glass panels broken by vandals on Sunday 05/04/2017. Failure to replace will leave the building improperly secured. Costs include temporary board-up installation and removal.	\$ 11,864	\$ 11,864	\$ 21,270	\$ 21,270	\$ 9,406	179%	FY 16-17	100
329	FM-0060687	Los Angeles	Compton Courthouse	19-AG1	1	Plumbing - Remediate cat/2 water intrusion/flood due to a malfunctioning (stuck) re-fill valve associated with the toilet in the 6th Floor, Womens Staff RR. Remediate Flood affected areas; 6th thru 1st flr & approximately 3,000 sq.Ft of carpet, ceiling tiles & hard surfaces. Replace Judges elevator door rollers & interlock assembly for 5th flr landing doors, also affected by flood. Install (13) containment barriers, & perform Environmental Testing.	\$ 64,525	\$ 42,670	\$ 74,387	\$ 49,192	\$ 6,522	115%	FY 16-17	66.13
330	FM-0060690	Los Angeles	Pomona Courthouse South	19-W1	2	Elevators, Escalators, & Hoists - Replace and restore brakes on public elevators 2-5. Replace Eprom for elevators 2-5. Elevator brakes are showing signs of scoring and misalignment and could cause damage to other critical equipment posing multiple P1 events and safety hazards.	\$ 22,500	\$ 20,507	\$ 15,064	\$ 13,729	\$ (6,777)	67%	FY 16-17	91.14
331	FM-0060691	Butte	Butte County Courthouse	04-A1	2	HVAC - Reprogram and replace shorted BAS controller - BAS hvac controller failure on unit of court room 6, no cooling or heating. Removed a controller from a seldom used area and install in court room 6 HVAC unit to get system working.	\$ 3,234	\$ 3,234	\$ -	\$ -	\$ (3,234)	0%	FY 16-17	100
332	FM-0060692	Butte	North Butte County Courthouse	04-F1	1	Electrical - Restore electrical service to facility. Install temporary ATS until replacement ATS can be manufactured. Fill Generator due to extended outage. Remove and Replace faulty ATS. - ATS became non-operational due to a manufacturer's defect, which caused it to short to ground (blow up). Manufacturer install a screw into a wiring harness.	\$ 24,069	\$ 24,069	\$ 19,264	\$ 19,264	\$ (4,805)	80%	FY 16-17	100
333	FM-0060695	Los Angeles	Norwalk Courthouse	19-AK1	2	HVAC - 5th Floor Return Air Fan, Disconnect Power and replace (1) defective 10HP VFD with ABB 10HP VFD with Bypass. VFD failed and fan is working without flow control.	\$ 6,550	\$ 6,550	\$ 4,139	\$ 4,139	\$ (2,411)	63%	FY 16-17	100
334	FM-0060697	Los Angeles	Van Nuys Courthouse West	19-AX2	2	Fire protection-Replace engine coolant, engine block heater, water pump, and fuel filter on fire pump 2. Replace engine coolant, engine block heater and thermostats on fire pump 1.	\$ 5,957	\$ 4,794	\$ 1,534	\$ 1,235	\$ (3,560)	26%	FY 16-17	80.48
335	FM-0060698	Los Angeles	Norwalk Courthouse	19-AK1	1	Plumbing- Floor drains inside the mechanical room are backed up. Category 3 water (sewage water). Water remediation, environmental testing and cleaning. Set-up containment. The main drain line was clogged and the line was cleared with a plumbing snake.	\$ 15,697	\$ 15,697	\$ 13,991	\$ 13,991	\$ (1,706)	89%	FY 16-17	100
336	FM-0060701	Los Angeles	Alhambra Courthouse	19-I1	2	Fire Protection - Replace existing panel with MS-9600 UDLS Panel and perform partial functional test to verify proper operation. Fire Alarm showing Trouble reading Telco Line #2 common fault 1.	\$ 3,795	\$ 3,795	\$ 1,433	\$ 1,433	\$ (2,362)	38%	FY 16-17	100
337	FM-0060702	Los Angeles	Airport Courthouse	19-AU1	2	Elevators, escalators, & hoists - Shorten (8) elevator hoist ropes/cables on public elevator #4. The cables have stretched and are causing the elevator to level incorrectly. Elevator currently out of service.	\$ 3,626	\$ 2,798	\$ 1,358	\$ 1,048	\$ (1,750)	37%	FY 16-17	77.17
338	FM-0060704	Los Angeles	El Monte Courthouse	19-O1	2	Interior finishes - Replace one (1) floor mounted door closer and repair door that will not close. Door closer has failed causing door to slam. Slamming door could cause injury or cause glass to break.	\$ 4,401	\$ 2,558	\$ 2,048	\$ 1,190	\$ (1,368)	47%	FY 16-17	58.12
339	FM-0060705	Kern	Shafter/Wasco Courts Bldg.	15-E1	2	HVAC - replace failing and currently inoperable PKU 12 - evaporator coil, compressor motor and refrigerant drier have failed thus unit no longer providing HVAC to secured clerk's area. Unit to be replaced with a 3 Ton Energy Efficient model.	\$ 7,458	\$ 6,708	\$ 4,869	\$ 4,380	\$ (2,329)	65%	FY 16-17	89.95



JUDICIAL COUNCIL
OF CALIFORNIA

TRIAL COURT FACILITY MODIFICATION
ADVISORY COMMITTEE

Trial Court Facility Modification
All Completed FMs (List H)
7/1/2017 to 6/30/2018
Meeting Date 7/20/2018

	FM NUMBER	LOCATION	FACILITY NAME	BUILDING ID	PRIORITY	SHORT TITLE	TCFMAC FUNDED COST	FACILITY MODIFICATION PROGRAM SHARE OF TCFMAC FUNDED COST	ACTUAL COST	FACILITY MODIFICATION PROGRAM SHARE OF ACTUAL COST	VARIANCE BETWEEN FUNDED AND ACTUAL (\$)	VARIANCE BETWEEN FUNDED AND ACTUAL (%)	FUND YEAR	FACILITY MODIFICATION PROGRAM BUDGET % OF COST
340	FM-0060706	Los Angeles	Burbank Courthouse	19-G1	2	HVAC-Replace boiler with one (1) Raypak outdoor boiler, one (1) circulating pump and motor assembly, one (1) 60 gallon buffer tank, and all associated piping and electrical. Existing boiler is out of EPA compliance and must be replaced.	\$ 39,627	\$ 35,965	\$ 35,319	\$ 32,056	\$ (3,910)	89%	FY 16-17	90.76
341	FM-0060707	Los Angeles	West Covina Courthouse	19-X1	2	Holding Cell - Replace Locks and Mortise on Cells #5 & #6, and Employee Restroom door; provide 16 copies of keys to doors. Locks currently use hand turn for the dead bolts from the inside of the cell allowing the in custody to open the door from inside the lock-up. This is a serious security issue.	\$ 3,525	\$ 2,926	\$ 1,116	\$ 926	\$ (2,000)	32%	FY 15-16	83.01
342	FM-0060708	Los Angeles	Edmund D. Edelman Children's Court	19-Q1	1	Plumbing - Replace leaking P-Trap & 2 feet of 2" Cast Iron piping; saturated (1) 24"x24" ceiling tiles; (1) desktop; 8'x10' of carpet. Room 2266 on second floor leak from ceiling 2" Cast Iron Drain Line.	\$ 18,983	\$ 18,983	\$ 15,016	\$ 15,016	\$ (3,967)	79%	FY 16-17	100
343	FM-0060709	Santa Barbara	Santa Barbara Jury Assembly Bldg.	42-G1	2	Security - Installation of secured fencing for SB Jury Assembly Building to deter homeless presence for Fire, Life and Safety issue - fencing to provide a secured area and screening for North exterior spanning property line between SB Jury and DA's facility.	\$ 11,194	\$ 11,194	\$ 9,737	\$ 9,737	\$ (1,457)	87%	FY 16-17	100
344	FM-0060710	Los Angeles	Pasadena Courthouse	19-J1	1	Fire Protection - Repair FAP test defects identified during fire alarm test conducted on 5/13/2017 by City of Pasadena Fire Marshall. 10-day re-inspection notice given to comply. Inspection record identified to change smoke detector locations, pull station descriptions, repair audible sirens not heard, and synchronize strobes. ACM testing, remediation containment, cleaning, and clearance testing will be conducted.	\$ 28,644	\$ 28,644	\$ 18,941	\$ 18,941	\$ (9,703)	66%	FY 16-17	100
345	FM-0060712	Los Angeles	East Los Angeles Courthouse	19-V1	2	HVAC-Replace bearings, machine and balance impeller (2) HW P-5 pumps (pump 1 and pump2). Pumps are leaking and need to be restored.	\$ 7,067	\$ 5,492	\$ 6,517	\$ 5,065	\$ (427)	92%	FY 16-17	77.72
346	FM-0060714	Los Angeles	Hollywood Courthouse	19-S1	2	Interior finishes - Replace two (2) wide style entry doors, 3 point lock set, and one (1) threshold. Front doors do not operate properly and will not secure at times.	\$ 6,452	\$ 5,877	\$ 5,406	\$ 4,924	\$ (953)	84%	FY 16-17	91.09
347	FM-0060715	San Bernardino	Fontana Courthouse	36-C1	2	Electrical - Replace 12 difficult to access light fixtures with energy efficient and long lasting LED fixtures in multiple locations including: 3 failed / failing 18W CFL exterior fixtures on the South side of the building, 4 failed / failing 32W X2 bulb T-8 light fixtures in stairwells, 3 failed / failing 42w CFL can light fixtures, and 2 failed / failing 55W T5 round bulbs. This work is necessary to restore adequate lighting levels and to convert the fixtures to long lasting LED's reducing long term replacement costs.	\$ 14,561	\$ 11,965	\$ 11,091	\$ 9,113	\$ (2,851)	76%	FY 16-17	82.17
348	FM-0060716	San Bernardino	Barstow Courthouse	36-J1	2	Exterior Shell - Replace failing panic hardware on both main entrance doors. This work is necessary as the doors currently fail to consistently latch securely creating a potential safety issue.	\$ 4,269	\$ 3,327	\$ 1,940	\$ 1,512	\$ (1,815)	45%	FY 16-17	77.93
349	FM-0060717	Kern	Bakersfield Juvenile Center	15-C1	2	Elevators, Escalators, & Hoists - Replace Power Control Board and micro switches failing for Passenger elevator car 1 - Power control board shorted out and micro switches failing. Door speed to be adjusted during replacement of control board.	\$ 11,235	\$ 7,500	\$ 8,131	\$ 5,428	\$ (2,072)	72%	FY 16-17	66.76
350	FM-0060719	Los Angeles	Airport Courthouse	19-AU1	2	Security - Remove the failed Exit Barrier Arm Assembly & replace w/(1) new Amano 1750 120/1 assembly. Existing gate assembly failed & currently kept in open position. Open arm compromises security for the Judge's Parking Garage.	\$ 11,601	\$ 8,952	\$ 7,966	\$ 6,147	\$ (2,805)	69%	FY 16-17	77.17
351	FM-0060720	Los Angeles	Santa Monica Courthouse	19-AP1	2	HVAC - Boiler #2; Remove & replace (1) two-way valve, install (1) actuator in mixing tank & replace (1) relief valve . Boiler Valves are leaking and corroded.	\$ 10,248	\$ 8,044	\$ 5,426	\$ 4,259	\$ (3,785)	53%	FY 16-17	78.49
352	FM-0060721	Los Angeles	Airport Courthouse	19-AU1	2	Elevators, Escalators, & Hoists - Replace (10) Elevator Door Spirators on the Hall Side of Doors on elevators #1 through #10.	\$ 8,218	\$ 6,342	\$ 5,441	\$ 4,199	\$ (2,143)	66%	FY 16-17	77.17
353	FM-0060725	Los Angeles	Edmund D. Edelman Children's Court	19-Q1	2	Elevators -Public Elevator#2 -Replace one (1) relay pilot board. Elevator is not working due to malfunctioning relay pilot board.	\$ 2,694	\$ 1,886	\$ 528	\$ 370	\$ (1,516)	20%	FY 16-17	69.99



JUDICIAL COUNCIL
OF CALIFORNIA

TRIAL COURT FACILITY MODIFICATION
ADVISORY COMMITTEE

Trial Court Facility Modification
All Completed FMs (List H)
7/1/2017 to 6/30/2018
Meeting Date 7/20/2018

	FM NUMBER	LOCATION	FACILITY NAME	BUILDING ID	PRIORITY	SHORT TITLE	TCFMAC FUNDED COST	FACILITY MODIFICATION PROGRAM SHARE OF TCFMAC FUNDED COST	ACTUAL COST	FACILITY MODIFICATION PROGRAM SHARE OF ACTUAL COST	VARIANCE BETWEEN FUNDED AND ACTUAL (\$)	VARIANCE BETWEEN FUNDED AND ACTUAL (%)	FUND YEAR	FACILITY MODIFICATION PROGRAM BUDGET % OF COST
354	FM-0060726	Los Angeles	San Fernando Courthouse	19-AC1	2	HVAC - Set up temporary Rental Cooling Tower on site to provide dependable cooling to Court Facility. Cooling Towers are in need of replacement fill Media, Nozzles, and fan motors to allow for proper function to provide dependable cooling. Cooling Towers cannot currently maintain adequate cooling due to extreme temperatures. This is Supplemental to SWO 1496702 FM 0060726 to bring the cooling towers to full capacity.	\$ 83,140	\$ 83,140	\$ 83,140	\$ 83,140	\$ -	100%	FY 16-17	100
355	FM-0060728	Los Angeles	Van Nuys Courthouse West	19-AX2	2	Elevators, Escalators, & Hoists - Replace Door Boards on Elevator #2 with Solid State 105 board. Elevator stopped on 7th Floor with door closed, no entrapment. Existing door board obsolete new board is retrofit compatible. Also replace obsolete brake contactor.	\$ 4,250	\$ 3,420	\$ 1,588	\$ 1,278	\$ (2,142)	37%	FY 16-17	80.48
356	FM-0060729	Los Angeles	Metropolitan Courthouse	19-T1	1	Plumbing - Replace existing broken porcelain sink in holding cell Dpt/95-C & replace with code compliant stainless steel penal lavatory. Porcelain sink no longer works and was also vandalized/broken by an in-custody. Replacement required due to health/safety.	\$ 7,776	\$ 7,776	\$ 4,009	\$ 4,009	\$ (3,767)	52%	FY 16-17	100
357	FM-0060730	Lake	Lakeport Court Facility	17-A3	1	HVAC - Compressor failure burning smell . Enovity is onsite and investigating	\$ 45,000	\$ 45,000	\$ 45,427	\$ 45,427	\$ 427	101%	FY 16-17	100
358	FM-0060732	Sacramento	Gordon Schaber Sacramento Superior Court	34-A1	2	Grounds and Parking Lot - Tripping hazard - Grind off elevated edges of pathway bricks displaced by differential settling and expansion of base material and fill gaps	\$ 14,450	\$ 14,450	\$ 11,354	\$ 11,354	\$ (3,096)	79%	FY 16-17	100
359	FM-0060734	Alameda	George E. McDonald Hall of Justice	01-F1	1	Plumbing - Domestic Water Leak - Water Service Main Line Irrigation Feed - Excavate water saturated soil with commercial Vaccom truck to expose failure and replace broken two inch schedule 80 PVC 90 degree fitting and adjacent nipples afterhours on premium time	\$ 18,807	\$ 18,807	\$ 10,182	\$ 10,182	\$ (8,625)	54%	FY 16-17	100
360	FM-0060735	Mendocino	County Courthouse	23-A1	2	Electrical - Remove waterproofing sealant and shroud. Replace exhaust fan bearings (2). Inspect fan shaft (1) and order replacement if required. Replace flex connector(1). Start up unit and test for proper operation. Reapply waterproofing to prevent water intrusion into the building.	\$ 8,225	\$ 5,562	\$ 4,772	\$ 3,227	\$ (2,335)	58%	FY 16-17	67.62
361	FM-0060736	Los Angeles	Airport Courthouse	19-AU1	1	HVAC - Replace Failed VFD AHU-3 Return Air Fan. AHU-3 provides cooling to all of 1st Floor. Ambient air temperatures are currently upper 70's to lower 80's due to failed VFD not circulating air through cooling coils. Critical work to keep from interfering with Court operations.	\$ 14,275	\$ 11,016	\$ 6,865	\$ 5,298	\$ (5,718)	48%	FY 16-17	77.17
362	FM-0060739	Los Angeles	Torrance Courthouse	19-C1	2	Elevators, escalators, & hoists - Replace brushes on elevators Public elevator 2 & 3, and Judges elevator 5. Brushes are worn, affecting the operation of the elevators.	\$ 2,920	\$ 2,486	\$ 729	\$ 621	\$ (1,865)	25%	FY 16-17	85.14
363	FM-0060740	San Diego	North County Regional Center - Annex	37-F3	2	HVAC - Replaced failed ignitor, spark generator, and safety valve. The heating hot water boiler failed; as a result the building had no heat.	\$ 2,349	\$ 2,349	\$ 221	\$ 221	\$ (2,128)	9%	FY 16-17	100
364	FM-0060742	Los Angeles	Torrance Courthouse	19-C1	2	Fire Protection - Replace failing duct detectors (4) with new power supplies and tie them into existing fire panel. Detectors are failing, affecting fire panel operation.	\$ 9,085	\$ 7,735	\$ 6,072	\$ 5,170	\$ (2,565)	67%	FY 16-17	85.14
365	FM-0060743	Los Angeles	Compton Courthouse	19-AG1	2	Fire Protection - Replace (1) battery charger & wiring layout for fire pump #1. Battery charger is failing, if the battery fails completely the fire pump will not start.	\$ 9,769	\$ 6,460	\$ 6,791	\$ 4,491	\$ (1,969)	70%	FY 16-17	66.13
366	FM-0060744	Los Angeles	Compton Courthouse	19-AG1	2	Exterior Shell - Replace missing signage: (8) "NO TRESSPASSING" signs, signage to include penal code & (4) "NO SKATEBOARDING" signs. Signs to help minimize vandalism to the exterior of the building.	\$ 2,735	\$ 1,809	\$ 545	\$ 360	\$ (1,448)	20%	FY 16-17	66.13
367	FM-0060745	Los Angeles	Airport Courthouse	19-AU1	2	Elevators, Escalators, & Hoists - Shorten hoisting ropes on (3) Elevators; Custody #5, Employee #8 & Employee #9. Ropes have stretched causing Elevator Cars to come to a level stop on all floors.	\$ 10,985	\$ 10,985	\$ 5,876	\$ 5,876	\$ (5,109)	53%	FY 16-17	100



JUDICIAL COUNCIL
OF CALIFORNIA

TRIAL COURT FACILITY MODIFICATION
ADVISORY COMMITTEE

Trial Court Facility Modification
All Completed FMs (List H)
7/1/2017 to 6/30/2018
Meeting Date 7/20/2018

	FM NUMBER	LOCATION	FACILITY NAME	BUILDING ID	PRIORITY	SHORT TITLE	TCFMAC FUNDED COST	FACILITY MODIFICATION PROGRAM SHARE OF TCFMAC FUNDED COST	ACTUAL COST	FACILITY MODIFICATION PROGRAM SHARE OF ACTUAL COST	VARIANCE BETWEEN FUNDED AND ACTUAL (\$)	VARIANCE BETWEEN FUNDED AND ACTUAL (%)	FUND YEAR	FACILITY MODIFICATION PROGRAM BUDGET % OF COST
368	FM-0060746	Los Angeles	Metropolitan Courthouse	19-T1	2	HVAC - Replace (1) failed temperature sensor, (1) actuator, and faulty wire from relay board to actuator for Chiller #2. The chiller is not functioning and not allowing cooling to the building.	\$ 3,714	\$ 3,511	\$ 8,682	\$ 8,208	\$ 4,697	234%	FY 16-17	94.54
369	FM-0060747	Los Angeles	Burbank Courthouse	19-G1	2	HVAC- Replace cooling tower with Baltimore Aircoil Cooling Tower. Including base rail, pad and spring isolators for cooling tower. Replace failed 10 hp variable frequency drive. Including all required copper piping and electrical wiring. Treat new equipment with epoxy primer and polyurethane finish. Existing 23-year-old cooling tower is failed/failing and unable to provide temperatures required to keep Courthouse in comfortable working conditions.	\$ 82,413	\$ 74,798	\$ 72,128	\$ 65,463	\$ (9,335)	88%	FY 17-18	90.76
370	FM-0060750	Santa Barbara	Figueroa Division	42-B1	2	HVAC - Remove and replace eight (8) contacts between Chiller 1 and Chiller 2. Current electrical contacts for Chiller 1 and Chiller 2 are old and beginning to rust causing the connections to intermittently not work.	\$ 6,531	\$ 6,531	\$ 3,628	\$ 3,628	\$ (2,903)	56%	FY 16-17	100
371	FM-0060752	Los Angeles	Downey Courthouse	19-AM1	2	Elevators - Replace six (6) elevator cables and twelve (12) wedged shackles for public elevator #2. Cables have exceeded their life expectancy, rusted, and could fail if not replaced.	\$ 42,692	\$ 35,733	\$ 25,195	\$ 21,088	\$ (14,645)	59%	FY 17-18	83.7
372	FM-0060753	Santa Barbara	Santa Barbara Jury Assembly Bldg.	42-G1	2	Interior Finishes - Replace malfunctioning automatic room divider for SB Jury Assembly Deliberation room North and South - automatic room divider slats and trolley track no longer functioning as designed preventing SB Court from separating Jurors.	\$ 11,793	\$ 11,793	\$ 13,108	\$ 13,108	\$ 1,315	111%	FY 16-17	100
373	FM-0060754	Los Angeles	Burbank Courthouse	19-G1	2	HVAC-Remove and replace two (2) Honeywell gas valves. Gas valves are not working properly and causing third stage of burners to not turn on.	\$ 3,426	\$ 3,109	\$ 317	\$ 288	\$ (2,822)	9%	FY 16-17	90.76
374	FM-0060755	Riverside	New Riverside Mid-County Courthouse.	33-G4	2	Replace failed ADA door openers with new motors. This Door is currently inoperable and locked in closed position. Door openers have failed in due to moisture accumulation due to below grade level location. Replacement will involve relocating door operators from under the threshold to above the door. Contractor will add trim pieces to the existing frame to cover new operators.	\$ 9,700	\$ 9,700	\$ 9,771	\$ 9,771	\$ 71	101%	FY 16-17	100
375	FM-0060756	Los Angeles	Burbank Courthouse	19-G1	2	Elevators, escalators, & hoists-Replace line starter on custody elevator #3. The line starter has failed and the elevator will not function.	\$ 4,026	\$ 3,654	\$ 1,671	\$ 1,517	\$ (2,137)	42%	FY 16-17	90.76
376	FM-0060759	Riverside	Southwest Justice Center	33-M1	2	Grounds and Parking Lot - Irrigation controllers. Remove and replace two Irritrol irrigation controllers that have failed. Attempts to restart and reprogram units are unsuccessful. Failure to replace these units will result in loss of plant material, which will be more expensive to replace than the controllers will.	\$ 5,210	\$ 3,980	\$ 4,020	\$ 3,071	\$ (909)	77%	FY 16-17	76.4
377	FM-0060761	Los Angeles	Van Nuys Courthouse East	19-AX1	1	Plumbing - Replace (1) 2 1/2" cast iron elbow and (3) 1x3 ceiling tiles in room 306. Cast iron elbow was cracked and leaked black water into the tbar ceiling of room 306. Category 5 containment (12x10x9) was erected with drying equipment	\$ 13,550	\$ 12,160	\$ 18,812	\$ 16,882	\$ 4,722	139%	FY 16-17	89.74
378	FM-0060762	Los Angeles	Compton Courthouse	19-AG1	1	Plumbing - Replace 25' carpet/padding. Replace 5SF Ceiling tiles. Remediate Black water/Cat-3 water intrusion due to clogged/overflowing toilet 11th flr Day Care & 10th flr mediation rm. Clear/unclog drain line. Remediate 36sf vinyl sheeting, (1) Flat TV screen & book shelf. Install barrier containments, Environmental testing.	\$ 19,675	\$ 19,675	\$ 22,029	\$ 22,029	\$ 2,354	112%	FY 16-17	100
379	FM-0060764	Santa Clara	Hall of Justice (East)	43-A1	2	Interior Finishes - Wall damaged due to clean water kitchenette sink leak - Remove and replace approx. 32 Sq.Ft. of sheetrock - Patch and finish to match existing - Haul off debris	\$ 6,084	\$ 6,084	\$ 2,490	\$ 2,490	\$ (3,594)	41%	FY 16-17	100
380	FM-0060765	Los Angeles	Pomona Courthouse North	19-W2	1	HVAC - Rooftop Package unit servicing Floors 1 & 2 on Court East Side has failed. Both unit Compressors are non-operational and have no refrigerant due to identified leaks in refrigerant lines. Filled both Compressor 1 & 2 with 30 lbs. of refrigerant and #2 is now operating at 100%.	\$ 16,559	\$ 16,559	\$ 8,061	\$ 8,061	\$ (8,498)	49%	FY 16-17	100



JUDICIAL COUNCIL
OF CALIFORNIA

TRIAL COURT FACILITY MODIFICATION
ADVISORY COMMITTEE

Trial Court Facility Modification
All Completed FMs (List H)
7/1/2017 to 6/30/2018
Meeting Date 7/20/2018

	FM NUMBER	LOCATION	FACILITY NAME	BUILDING ID	PRIORITY	SHORT TITLE	TCFMAC FUNDED COST	FACILITY MODIFICATION PROGRAM SHARE OF TCFMAC FUNDED COST	ACTUAL COST	FACILITY MODIFICATION PROGRAM SHARE OF ACTUAL COST	VARIANCE BETWEEN FUNDED AND ACTUAL (\$)	VARIANCE BETWEEN FUNDED AND ACTUAL (%)	FUND YEAR	FACILITY MODIFICATION PROGRAM BUDGET % OF COST
381	FM-0060768	Los Angeles	Michael D. Antonovich Antelope Valley Courthouse	19-AZ1	2	Grounds and Parking Lot- Remove and replace thirty-six (36) light fixtures in the parking lot with LED light fixtures. The existing lights are burned out, creating a safety issue. The LED lights will create a savings in power consumption and will last longer than current lighting. Currently a safety issue. 50% of the lights are currently not working.	\$ 67,569	\$ 49,670	\$ 49,901	\$ 36,682	\$ (12,988)	74%	FY 16-17	73.51
382	FM-0060770	Los Angeles	Van Nuys Courthouse West	19-AX2	1	Plumbing - Replaced (5) wall mount toilet gaskets in the 2nd floor women's employees restroom and erected (2) category 3 ACM containment (6'x6'x8') with drying equipment on the 1st floor. Gasket failed and leaked water down to the ceiling and t-bar ceiling tiles.	\$ 21,356	\$ 21,356	\$ 31,115	\$ 31,115	\$ 9,759	146%	FY 16-17	100
383	FM-0060771	Orange	Betty Lou Lamoreaux Justice Center	30-B1	2	Elevators - Replace the failed mechanical starter for Elevator #6. The housing assembly is damaged and the part is obsolete. The current design does not have a reverse phase relay or built in surge protection against motor damage. Kone is recommending the mechanical starter be upgraded to a solid state soft starter. The elevator is currently out of service. The replacement of the mechanical starter is necessary to return the elevator to service and protect the motor from damage.	\$ 6,900	\$ 5,517	\$ 2,006	\$ 1,604	\$ (3,913)	29%	FY 16-17	79.95
384	FM-0060772	Mendocino	County Courthouse	23-A1	1	HVAC - P1 Repair - Repaired damaged electrical wiring that was causing unit to trip. Found restriction on compressors #1. Replaced restricted filter drier with new. Pressurized with nitrogen. Provided R-22 as needed (25 lbs)	\$ 7,381	\$ 7,381	\$ 4,647	\$ 4,647	\$ (2,734)	63%	FY 16-17	100
385	FM-0060773	Alameda	Hayward Hall of Justice	01-D1	1	HVAC - Replace (1) failed leaking Condenser pump, (1) 30hp motor, (6) gaskets, seal, flange and valves, (1) base assembly and align pump.	\$ 27,308	\$ 27,308	\$ 23,240	\$ 23,240	\$ (4,068)	85%	FY 17-18	100
386	FM-0060920	Los Angeles	Metropolitan Courthouse	19-T1	2	HVAC - Exhaust Fan #3 intermittently turns on/off causing accelerated & frequent belt wear-down. Rewire & install a soft starter to allow the Exhaust fan motor to gradually start-up & eliminate the hard start. Existing intermittent on/off issue is not corrected, it will cause exhaust Fan motor to fail.	\$ 4,071	\$ 3,849	\$ 2,134	\$ 2,017	\$ (1,831)	52%	FY 17-18	94.54
387	FM-0060921	Los Angeles	Alhambra Courthouse	19-I1	2	Plumbing-Retro fit one (1) pressure release valve for drinking fountain and replace one (1) 1 1/2" isolation valve. The pressure release valve has failed, leaving the cell without drinking water. Valve is obsolete and needs to be retrofitted. Isolation valve does not shut off water and needs to be replaced. Building will need to be drained to complete work.	\$ 6,453	\$ 5,550	\$ 3,875	\$ 3,333	\$ (2,217)	60%	FY 17-18	86
388	FM-0060922	Riverside	Hemet	33-F1	2	HVAC - Roof - Remove and replace failing 7.5 ton AC package unit with new 7.5 ton Lennox unit. The unit has experienced multiple failures, including a failed compressor and contactors, and would need R-22 refrigerant to be replaced. The current unit is 18 years old, inefficient, unreliable and with the extreme weather conditions, unable to support the building where needed. Work includes crane lift, installation of new T-Stats and smoke detectors (at the unit).	\$ 25,233	\$ 25,233	\$ 21,747	\$ 21,747	\$ (3,486)	86%	FY 17-18	100
389	FM-0060923	Shasta	Main Courthouse	45-A1	2	HVAC- AC FOR DEPT 5 HAS RESTRICTION IN LIQUID LINE DRIER. Remove charge, remove and replace drier with new. Charge with nitrogen and leak test. Put on vacuum, after vacuum achieved, charge to factory charge of 10.6 lbs of R-22 - Ac cannot keep Dept 5 cool on 1 circuit, area is warm.	\$ 3,357	\$ 3,357	\$ 788	\$ 788	\$ (2,569)	23%	FY 17-18	100
390	FM-0060924	Los Angeles	Pomona Courthouse South	19-W1	1	Plumbing - 4th floor jury room men's and women's toilets backed up. Set-up Containment, Environmental testing and cleaning had to be performed. The 4inch main drain line was clogged and the line was cleared with a plumbing snake.	\$ 15,586	\$ 15,586	\$ 12,688	\$ 12,688	\$ (2,898)	81%	FY 17-18	100
391	FM-0060925	Los Angeles	Airport Courthouse	19-AU1	1	HVAC - Cooling Tower #1 & #2 stopped operating affecting cooling to entire building. Cooling Tower #2, replace failed; (1) fan shaft, (1) fan shaft kits, (1) vibration switch, (2) bearings, (1) fan bushing, (1) sheave bushings & (2) belts. Replace (1) 2 speed 15/7 1/2 HP fan motor (2) blade assemblies for Cooling Tower #1 & #2.	\$ 5,275	\$ 5,275	\$ 19,491	\$ 19,491	\$ 14,216	369%	FY 17-18	100



JUDICIAL COUNCIL
OF CALIFORNIA

TRIAL COURT FACILITY MODIFICATION
ADVISORY COMMITTEE

Trial Court Facility Modification
All Completed FMs (List H)
7/1/2017 to 6/30/2018
Meeting Date 7/20/2018

	FM NUMBER	LOCATION	FACILITY NAME	BUILDING ID	PRIORITY	SHORT TITLE	TCFMAC FUNDED COST	FACILITY MODIFICATION PROGRAM SHARE OF TCFMAC FUNDED COST	ACTUAL COST	FACILITY MODIFICATION PROGRAM SHARE OF ACTUAL COST	VARIANCE BETWEEN FUNDED AND ACTUAL (\$)	VARIANCE BETWEEN FUNDED AND ACTUAL (%)	FUND YEAR	FACILITY MODIFICATION PROGRAM BUDGET % OF COST
392	FM-0060926	Los Angeles	Stanley Mosk Courthouse	19-K1	1	Plumbing-3/4" cold water copper line has pin hole leak at 90 in attic space. One (1) 2' x 4' ceiling tile is wet and a 3' x 3' area of carpet is wet.	\$ 19,350	\$ 19,350	\$ 24,032	\$ 24,032	\$ 4,682	124%	FY 17-18	100
393	FM-0060927	Solano	Solano Justice Building	48-B1	2	Security - Mag Lock has failed in CR 102. LOTO power to lock. Remove failed components and replace with new. Wire new lock to PLC and verify operation.	\$ 2,562	\$ 2,562	\$ 680	\$ 680	\$ (1,882)	27%	FY 16-17	100
394	FM-0060928	Humboldt	Humboldt County Courthouse (Eureka)	12-A1	2	Interior Finishes - Replace Damaged and failing ceiling - concealed spine ceiling tiles that have started to fail and are impossible to replace/repair, with New T bar Ceiling (315 sq ft) to match all other existing Chambers ceiling. Install 6 new LED ceiling light fixtures as the existing will not work with new ceiling. Patch and Paint as needed where new ceiling meets the walls, and where walls are damaged.	\$ 21,377	\$ 21,377	\$ 20,809	\$ 20,809	\$ (568)	97%	FY 17-18	100
395	FM-0060929	Napa	Historic Courthouse	28-B1	2	Fire system - Replace one failed flow switch, one failed tamper switch and update the location of one tamper switch	\$ 8,915	\$ 8,915	\$ 4,951	\$ 4,951	\$ (3,964)	56%	FY 17-18	100
396	FM-0060930	San Bernardino	Rancho Cucamonga Courthouse	36-F1	2	Elevators, Escalators, & Hoists - Replace failed amplifier and pattern boards in custody elevator #8. This work is necessary as the in-custody elevator #8 will be inoperable until repairs can be completed.	\$ 19,752	\$ 19,752	\$ 15,711	\$ 15,711	\$ (4,041)	80%	FY 17-18	100
397	FM-0060931	Los Angeles	Pasadena Courthouse	19-J1	1	HVAC-Replaced a 3x10 condensate pan for air handler S5 due to its corrosion and leaking down into room 613B through concrete cracks below drain pan. Pan needs to be replaced. Three (3) 2' x 2' ceiling tiles are wet. Multiple areas of carpet were vacuumed and sanitized during the remediation effort. Remediation team set up catch-alls for any residual water from ceiling. AMP form provided and clearance testing conducted.	\$ 26,750	\$ 26,750	\$ 23,992	\$ 23,992	\$ (2,758)	90%	FY 17-18	100
398	FM-0060932	Contra Costa	Walnut Creek Courthouse	07-C1	2	Security - Tint 17 Windows in the Security Screening Area - Glare for sun coming through windows is causing a issues with the screening monitors creating a security issue. Work to be completed during normal working hours.	\$ 2,000	\$ 2,000	\$ 1,448	\$ 1,448	\$ (552)	72%	FY 17-18	100
399	FM-0060933	Sacramento	Gordon Schaber Sacramento Superior Court	34-A1	2	Exterior Doors - Replace two pairs of failed doors severely corroded and beyond their servicable lifetime to include lower portions of frames and all hardware	\$ 14,961	\$ 14,961	\$ 12,180	\$ 12,180	\$ (2,781)	81%	FY 17-18	100
400	FM-0060934	Los Angeles	Chatsworth Courthouse	19-AY1	2	Plumbing-Replace two (2) valves, four (4) gaskets, and four (4) lug sets. Valves do not close all the way and building cannot be isolated in event of a leak.	\$ 3,605	\$ 3,021	\$ 1,340	\$ 1,123	\$ (1,898)	37%	FY 17-18	83.8
401	FM-0060935	Los Angeles	Chatsworth Courthouse	19-AY1	2	Plumbing-Install vent extensions on plumbing vents near AHU 1 and 2 and install two (2) air admittance valves on plumbing vents near cooling tower 1. Plumbing vents are too close to AHU 1 and 2 and cooling tower 1 causing odor in main air supply.	\$ 4,015	\$ 3,365	\$ 1,554	\$ 1,302	\$ (2,062)	39%	FY 17-18	83.8
402	FM-0060936	Contra Costa	Walnut Creek Courthouse	07-C1	2	Security - Added 153 sf of fence lattice to the Sally Port Fencing to prevent the public from seeing the juvenile inmates being transferred from vehicles to the building	\$ 1,009	\$ 1,009	\$ 801	\$ 801	\$ (208)	79%	FY 17-18	100
403	FM-0060937	Los Angeles	Michael D. Antonovich Antelope Valley Courthouse	19-AZ1	2	HVAC - Replace (2) HVAC Flue Caps on 26'x26" Flue Opening with 46" diameter Flue Cap. Existing caps damaged by high winds.	\$ 6,383	\$ 4,692	\$ 3,652	\$ 2,685	\$ (2,008)	57%	FY 17-18	73.51
404	FM-0060938	Los Angeles	San Fernando Courthouse	19-AC1	2	Elevators, escalators, & hoists-Replace rectifier board on Elevator #5. Elevator is non-operational due to bad board.	\$ 3,149	\$ 2,627	\$ 651	\$ 543	\$ (2,084)	21%	FY 17-18	83.41
405	FM-0060939	Los Angeles	Van Nuys Courthouse East	19-AX1	2	Exterior Shell - Re-Seal perimeter of (8) 80x58" windows with 795 Grey Dow Corning Silicone Sealant. Window seals are deteriorated due to age and exposure to weather."	\$ 4,250	\$ 3,814	\$ 1,203	\$ 1,080	\$ (2,734)	28%	FY 17-18	89.74



JUDICIAL COUNCIL
OF CALIFORNIA

TRIAL COURT FACILITY MODIFICATION
ADVISORY COMMITTEE

Trial Court Facility Modification
All Completed FMs (List H)
7/1/2017 to 6/30/2018
Meeting Date 7/20/2018

	FM NUMBER	LOCATION	FACILITY NAME	BUILDING ID	PRIORITY	SHORT TITLE	TCFMAC FUNDED COST	FACILITY MODIFICATION PROGRAM SHARE OF TCFMAC FUNDED COST	ACTUAL COST	FACILITY MODIFICATION PROGRAM SHARE OF ACTUAL COST	VARIANCE BETWEEN FUNDED AND ACTUAL (\$)	VARIANCE BETWEEN FUNDED AND ACTUAL (%)	FUND YEAR	FACILITY MODIFICATION PROGRAM BUDGET % OF COST
406	FM-0060940	Los Angeles	Compton Courthouse	19-AG1	1	Plumbing - Sewage back-up due to failed Sump Pump #1 affected 5,400SF in basement. Replace (1) failed Sump pump & motor w/Submersible Macerator Sewage Pump & motor. Replace pump control panel w/Duplex Pump system control panel. Disinfect elevator pit and correct short in elevator caused by leak. Environmental testing required. Remediate 5,400SF black water/Cat 3 contamination; (8) Elevator Pits, Holding Cells, Hallways, Offices & Control booth. Remove/clear Sump Pit debris/waste. Replace 6'x15' carpet.	\$ 52,975	\$ 52,975	\$ 197,162	\$ 197,162	\$ 144,187	372%	FY 17-18	100
407	FM-0060942	Kern	Bakersfield Superior Court	15-A1	2	Elevators, Escalators, & Hoists - Replace worn and deteriorating Generator Rigging Rings for Elevator Car 2 state id 33182 - Elevator 2 currently locked out tagged out until generator rigging rings and can be replaced for safety and balancing of passenger car.	\$ 235	\$ 147	\$ 8,131	\$ 5,093	\$ 4,946	3460%	FY 17-18	62.64
408	FM-0060945	Fresno	Fresno County Courthouse	10-A1	2	HVAC - Replace failed chiller system controller (BCU) - Without the BCU, the chillers, pumps, and cooling tower are functioning only in standby mode.	\$ 3,809	\$ 3,638	\$ 1,638	\$ 1,564	\$ (2,074)	43%	FY 17-18	95.51
409	FM-0060946	Los Angeles	Michael D. Antonovich Antelope Valley Courthouse	19-AZ1	2	Electrical - Remove damaged light pole, replace light pole with 16" round pole matching existing pole; mount RAB LED light fixture ALED4T150/D10. Use existing mounting base and bolts. Light pole was knocked down by an automobile in the parking lot."	\$ 9,895	\$ 7,274	\$ 6,447	\$ 4,739	\$ (2,535)	65%	FY 17-18	73.51
410	FM-0060947	Los Angeles	Torrance Annex	19-C2	1	HVAC - Chiller #2, replace failed Vane Actuator (1), Vane Control Shaft (1), Shaft Seals (2) & recover/recharge 385lbs of R-11 refrigerant added additional charge of 255lbs of R-11 Refrigerant; replace failed purge unit. Chiller #1, replace (1) failed vane actuator. Chiller #1 & #2 stopped operating due to failed vane actuators & refrigerant leak, affecting cooling to entire building.	\$ 6,850	\$ 6,850	\$ 28,828	\$ 28,828	\$ 21,978	421%	FY 17-18	100
411	FM-0060948	San Diego	East County Regional Center	37-I1	2	HVAC - Replace failed blower motor assembly and pressure switch inside of Boiler #2. Reheat Boiler 2 has a failed induce draft blower motor and a failed pressure switch; will not maintain heating system temps in building.	\$ 5,528	\$ 5,528	\$ 3,038	\$ 3,038	\$ (2,490)	55%	FY 17-18	100
412	FM-0060949	Los Angeles	Pasadena Courthouse	19-J1	2	HVAC-Replace one (1) re-heat coil and one (1) HW valve assembly. Replace piping and sheet metal as needed. Replace drywall/plaster on ceiling that has been damaged due to leaky coil. Texture and paint ceiling. The re-heat coil and valve have failed, causing leakage to ceiling. Remove and replace the access panel with larger access panel. ACM and Lead testing was performed and came back as non-detect.	\$ 21,576	\$ 14,963	\$ 16,573	\$ 11,493	\$ (3,470)	77%	FY 17-18	69.35
413	FM-0060950	San Diego	Juvenile Court	37-E1	2	Security - Replace East Sally Port Door operator and control with one LCN ADA operator with new control. Automatic Sally Port entryway doors are malfunctioning and not closing properly. This is causing a security issue for the Deputies when taking an in-custody through the Sally Port doors.	\$ 4,338	\$ 4,338	\$ 1,992	\$ 1,992	\$ (2,346)	46%	FY 17-18	100
414	FM-0060951	Los Angeles	East Los Angeles Courthouse	19-V1	2	HVAC-Replace one (1) air compressor pump, 7.5 Hp motor, belts, pressure gauges and valves for compressor #1. Compressor is burnt out and not functioning.	\$ 7,205	\$ 5,600	\$ 14,471	\$ 11,247	\$ 5,647	201%	FY 17-18	77.72
415	FM-0060952	Los Angeles	Inglewood Juvenile Court	19-E1	1	HVAC-Motor for AHU has failed and needs to be replaced. Temperatures are rising throughout building.	\$ 6,565	\$ 6,565	\$ 2,461	\$ 2,461	\$ (4,104)	37%	FY 17-18	100
416	FM-0060953	Los Angeles	Santa Monica Courthouse	19-AP1	2	HVAC - Rebuild pump motor for chilled water pump #1. Existing pump is leaking. While work was in progress, a leak was discovered on the suction line. A Victaulic reducer, flange, and couplings and labor to install them will be required.	\$ 8,198	\$ 6,435	\$ 3,118	\$ 2,447	\$ (3,987)	38%	FY 17-18	78.49
417	FM-0060955	Los Angeles	Norwalk Courthouse	19-AK1	2	HVAC-Replace one (1) tile kit, thirty (30) burner gaskets, and one (1) ignitor assembly w/flame rod. Boiler is not functioning.	\$ 3,343	\$ 2,843	\$ 990	\$ 842	\$ (2,001)	30%	FY 17-18	85.03
418	FM-0060956	Los Angeles	Inglewood Courthouse	19-F1	4	Security - Remove and replace (1) 9LF tiger parking strip (traffic spikes). Parking spikes to Public parking exit are broken and damaged and need to be replaced.	\$ 8,756	\$ 7,455	\$ 5,898	\$ 5,022	\$ (2,433)	67%	FY 17-18	85.14



JUDICIAL COUNCIL
OF CALIFORNIA

TRIAL COURT FACILITY MODIFICATION
ADVISORY COMMITTEE

Trial Court Facility Modification
All Completed FMs (List H)
7/1/2017 to 6/30/2018
Meeting Date 7/20/2018

	FM NUMBER	LOCATION	FACILITY NAME	BUILDING ID	PRIORITY	SHORT TITLE	TCFMAC FUNDED COST	FACILITY MODIFICATION PROGRAM SHARE OF TCFMAC FUNDED COST	ACTUAL COST	FACILITY MODIFICATION PROGRAM SHARE OF ACTUAL COST	VARIANCE BETWEEN FUNDED AND ACTUAL (\$)	VARIANCE BETWEEN FUNDED AND ACTUAL (%)	FUND YEAR	FACILITY MODIFICATION PROGRAM BUDGET % OF COST
419	FM-0060957	Santa Clara	Palo Alto Courthouse	43-D1	1	Fire Protection - FAP modules failed - Replace (3) failed AOM-25 addressable output relay control modules - Test and verify operation of system - Failed modules create a safety hazard for court occupants	\$ 11,559	\$ 11,559	\$ 6,402	\$ 6,402	\$ (5,157)	55%	FY 17-18	100
420	FM-0060958	Los Angeles	Inglewood Courthouse	19-F1	2	Grounds and parking lot - Install 30LF by 2LF of wrought iron fence above the employee sliding parking gate. There is a 2' gap at the top of the gate, which allows unauthorized individuals to access parking area. Through the opening, an individual gained access to the secured parking & vandalized (5) CSS White marked Sheriff County vehicles, also causing a security breach.	\$ 7,901	\$ 6,727	\$ 5,016	\$ 4,271	\$ (2,456)	63%	FY 17-18	85.14
421	FM-0060959	Tulare	South County Justice Center	54-I1	2	Grounds - Replace vandalized lighting bollard on southwest corner of grounds - Bollard was knocked over, breaking the glass dome, bulb socket, and bollard mounting base.	\$ 3,722	\$ 3,722	\$ 1,112	\$ 1,112	\$ (2,610)	30%	FY 17-18	100
422	FM-0060961	Alameda	Fremont Hall of Justice	01-H1	2	HVAC - PRV failed creating a refrigerant leak - Recover refrigerant - Replace (1) PRV with new Nitrogen charge - Perform leak check - Start up and perform operational inspection - Court impacted due to reduced cooling capacity	\$ 7,789	\$ 7,789	\$ 5,074	\$ 5,074	\$ (2,715)	65%	FY 17-18	100
423	FM-0060962	Los Angeles	Pasadena Courthouse	19-J1	2	Plumbing - Replace toilet and hardware. Replace damaged tiles and seal. Additional tiles in shower area will be replaced Toilet leaks and water is able to penetrate through the wall due to cracked tiles. Cracked tiles in shower area allow water to penetrate into interior wall.	\$ 18,542	\$ 12,859	\$ 11,716	\$ 8,125	\$ (4,734)	63%	FY 16-17	69.35
424	FM-0060963	Los Angeles	Downey Courthouse	19-AM1	2	Elevators, escalators, & hoists - Replace emergency phone in custody elevator #4 per inspection report. Phone does not work.	\$ 2,435	\$ 2,435	\$ 298	\$ 298	\$ (2,137)	12%	FY 17-18	100
425	FM-0060964	Los Angeles	Pasadena Courthouse	19-J1	2	Electrical - Notice of violation received due to UST sump pump failed functionality test during City of Pasadena Fire monitoring certification. Sump pump probe fill sensor to be replaced and re-tested.	\$ 4,270	\$ 2,961	\$ 1,427	\$ 990	\$ (1,972)	33%	FY 17-18	69.35
426	FM-0060965	San Diego	East County Regional Center	37-I1	1	Elevators, Escalators, & Hoists - Replaced elevator main drive control box and motor brush. Public elevator #3 was stuck on the 1st floor and not responding; No entrapments.	\$ 8,104	\$ 5,487	\$ 5,344	\$ 3,618	\$ (1,869)	66%	FY 17-18	67.71
427	FM-0060966	Los Angeles	Torrance Courthouse	19-C1	2	HVAC - Replace 15' of 2" Copper Water line, (2) 2" Dielectric Unions and associated fittings. Union and piping on hot water return line is rusted and leaking.	\$ 2,825	\$ 2,405	\$ 456	\$ 388	\$ (2,017)	16%	FY 17-18	85.14
428	FM-0060967	Los Angeles	Torrance Courthouse	19-C1	2	Plumbing-Replace one (1) 3" isolation valve after draining the building, and one (1) angle stop for toilet. The isolation valve is above the ceiling so environmental testing is required and possible containment/remediation. The toilet is continually running because the angle stop has failed and needs to be replaced. However the angle stop cannot be replaced without flooding the building until the isolation valve is replaced, which has also failed. The building must be drained prior to replacing the isolation valve.	\$ 10,290	\$ 8,761	\$ 3,955	\$ 3,367	\$ (5,394)	38%	FY 17-18	85.14
429	FM-0060969	San Diego	Juvenile Court	37-E1	2	Security - Replace (2) mortise locks and (2) cylinder locks. Install 2 core cylinders for on/off switches; all to be keyed to A5.1. It is difficult to use the key to unlock the holding cell. Lock may fail soon, to prevent security issues locks need to be replaced.	\$ 6,044	\$ 6,044	\$ 3,510	\$ 3,510	\$ (2,534)	58%	FY 17-18	100
430	FM-0060970	San Bernardino	Barstow Courthouse	36-J1	1	Electrical - Remove and replace failed 480V 1000 Amp main breaker. This work is necessary as the main breaker is tripping far under it's rated load causing impacts to Court operations.	\$ 32,303	\$ 28,404	\$ 26,792	\$ 23,558	\$ (4,846)	83%	FY 17-18	87.93
431	FM-0060971	Los Angeles	Parking Structure-Lot 53 Pasadena Court	19-J3	2	Fire protection-Replace one (1) expansion tank and replace pipes and valves as needed. Expansion tank is rusting out and failing due to age. Valves are leaking. If tank fails the basement will flood out and there will be no water for fire hose system.	\$ 9,644	\$ 6,688	\$ 6,572	\$ 4,558	\$ (2,130)	68%	FY 17-18	69.35



JUDICIAL COUNCIL
OF CALIFORNIA

TRIAL COURT FACILITY MODIFICATION
ADVISORY COMMITTEE

Trial Court Facility Modification
All Completed FMs (List H)
7/1/2017 to 6/30/2018
Meeting Date 7/20/2018

FM NUMBER	LOCATION	FACILITY NAME	BUILDING ID	PRIORITY	SHORT TITLE	TCFMAC FUNDED COST	FACILITY MODIFICATION PROGRAM SHARE OF TCFMAC FUNDED COST	ACTUAL COST	FACILITY MODIFICATION PROGRAM SHARE OF ACTUAL COST	VARIANCE BETWEEN FUNDED AND ACTUAL (\$)	VARIANCE BETWEEN FUNDED AND ACTUAL (%)	FUND YEAR	FACILITY MODIFICATION PROGRAM BUDGET % OF COST
432	Los Angeles	Norwalk Courthouse	19-AK1	1	Plumbing-4th floor men's public toilets backed up. Set-up Containment, Environmental testing and cleaning had to be performed. The 4inch main drain line was clogged and the line was cleared with a plumbing snake.	\$ 14,195	\$ 12,503	\$ 6,830	\$ 6,016	\$ (6,487)	48%	FY 17-18	88.08
433	Los Angeles	Van Nuys Courthouse West	19-AX2	1	HVAC - Cooling Tower #1 Drive Coupling from Cooling Tower Motor failed. Cooling Tower #2 offline as well no Cooling Tower function in courthouse.	\$ 8,650	\$ 6,962	\$ 1,070	\$ 861	\$ (6,100)	12%	FY 17-18	80.48
434	Los Angeles	Clara Shortridge Foltz Criminal Justice Center	19-L1	1	Elevators, Escalators, & Hoists - Judge's elevators #17, #18 & #19 are not responding; Replace damaged motor encoder on car top, leveling system boards, and ap traps for Elevator #17 to restore operation. Door operator timed out on elevators #18 & #19, adjustment required to restore operation.	\$ 7,500	\$ 7,500	\$ 10,299	\$ 10,299	\$ 2,799	137%	FY 17-18	100
435	San Diego	North County Regional Center - North	37-F2	2	Plumbing - Replace drinking fountain. Drinking fountain drain leaks, threads are beyond repair and no longer seals at the built-in drain point.	\$ 2,289	\$ 2,289	\$ 168	\$ 168	\$ (2,121)	7%	FY 17-18	100
436	Los Angeles	Edmund D. Edelman Children's Court	19-Q1	2	Plumbing-Replace thirty (30) LF of 4" drain line and thirty (30) LF of 6" drain line. Lines are cracked. Additional work discovered while testing Planters for leakage to replace (2) 4" & (2) 6" drains in planters. Area is above t-bar ceiling and will need containment and remediation if environmental testing comes back positive for ACM.	\$ 12,106	\$ 8,473	\$ 11,368	\$ 7,956	\$ (517)	94%	FY 17-18	69.99
437	Los Angeles	Norwalk Courthouse	19-AK1	2	HVAC-Replace twenty-four (24) boiler tubes, two (2) burner tubes with pressure switch, thirty (30) burner gaskets, and igniter assembly with flame rod. Tubes are damaged and not functioning properly.	\$ 11,234	\$ 9,552	\$ 7,078	\$ 6,018	\$ (3,534)	63%	FY 17-18	85.03
438	Los Angeles	San Fernando Courthouse	19-AC1	2	Electrical-Replace central clock system and replace seventeen (17) clocks throughout building. Clocks were burnt out due to power surge and are impacting court operations.	\$ 6,628	\$ 5,528	\$ 4,008	\$ 3,343	\$ (2,185)	60%	FY 16-17	83.41
439	Los Angeles	Beverly Hills Courthouse	19-AQ1	2	Elevators, escalators, & Hoists - DIR Regulatory Compliance Preliminary Orders due 08/07. Install required anti-spin cable through every shackle on elevator 3. Elevator ropes and sheaves properly guarded on elevators 1 & 2. Clean seismic wire, test seismi	\$ 21,260	\$ 16,906	\$ 3,676	\$ 2,923	\$ (13,983)	17%	FY 17-18	79.52
440	Los Angeles	Norwalk Courthouse	19-AK1	1	Plumbing - 4th floor Dept K jury room men's restroom toilet overflowed 2 gallons of category 3 water on floor. Water dripped to 3rd floor Dept F, saturating one (1) 2' x 2' ceiling tile.	\$ 19,875	\$ 19,875	\$ 10,335	\$ 10,335	\$ (9,540)	52%	FY 17-18	100
441	Los Angeles	Van Nuys Courthouse East	19-AX1	2	Elevators, Escalators, & Hoists - Elevator #1 Rebuild failed ACDC Generator Motor and install bearings. Elevator out of service after Generator Motor failed.	\$ 75,981	\$ 68,185	\$ 51,290	\$ 46,028	\$ (22,158)	68%	FY 17-18	89.74
442	Los Angeles	Michael D. Antonovich Antelope Valley Courthouse	19-AZ1	2	Roof request - Cut open roof in nine (9) areas and patch openings with 1-layer torch applied membrane (approximately 800 SF). Roof is blistered.	\$ 10,509	\$ 7,725	\$ 8,099	\$ 5,954	\$ (1,772)	77%	FY 17-18	73.51
443	Sacramento	Gordon Schaber Sacramento Superior Court	34-A1	2	HVAC - BAS - Regain control of heating and cooling by restoring lost communication between third floor control modules - Cause is speculated to be an electrical power fluctuation	\$ 4,231	\$ 4,231	\$ 1,773	\$ 1,773	\$ (2,458)	42%	FY 17-18	100
444	Riverside	Southwest Justice Center	33-M1	2	Plumbing - Secured Plumbing Closets Remove and replace 40 failing diaphragms and vacuum breakers of the flush valves in the secured plumbing closets of holding. The valves are leaking each time the toilets are flushed in the holding cells. The wasted, accumulating water is migrating between floors and into smoke heads resulting in damage to the building evacuation systems and causing false alarms. Failure to address will result in damage to the electrical and fire systems.	\$ 11,400	\$ 8,710	\$ 2,855	\$ 2,181	\$ (6,528)	25%	FY 17-18	76.4



JUDICIAL COUNCIL
OF CALIFORNIA

TRIAL COURT FACILITY MODIFICATION
ADVISORY COMMITTEE

Trial Court Facility Modification
All Completed FMs (List H)
7/1/2017 to 6/30/2018
Meeting Date 7/20/2018

	FM NUMBER	LOCATION	FACILITY NAME	BUILDING ID	PRIORITY	SHORT TITLE	TCFMAC FUNDED COST	FACILITY MODIFICATION PROGRAM SHARE OF TCFMAC FUNDED COST	ACTUAL COST	FACILITY MODIFICATION PROGRAM SHARE OF ACTUAL COST	VARIANCE BETWEEN FUNDED AND ACTUAL (\$)	VARIANCE BETWEEN FUNDED AND ACTUAL (%)	FUND YEAR	FACILITY MODIFICATION PROGRAM BUDGET % OF COST
445	FM-0060986	Los Angeles	Torrance Courthouse	19-C1	2	HVAC - Replace (1) 7 1/2 HP motor, (1) pulley, (1) bushing, (1) belt for cooling tower A, and replaced faulty wiring in motor control panel. Motor has failed affecting cooling tower operation causing multiple ares to be too hot. Replace conduit from motor to disconnect and faulty wiring.	\$ 4,026	\$ 3,428	\$ 5,255	\$ 4,474	\$ 1,046	131%	FY 17-18	85.14
446	FM-0060987	San Diego	East County Regional Center	37-I1	1	Elevators, Escalators, & Hoists - Replace Overspeed Governor, Tension Weight and Cable. 36yr old Overspeed Governor, Tension Weight and Cable are beyond their life expectancy and require replacement to stop the entrapments of the public inside elevator #2.	\$ 12,693	\$ 8,594	\$ 10,957	\$ 7,419	\$ (1,175)	86%	FY 17-18	67.71
447	FM-0060988	Los Angeles	Inglewood Courthouse	19-F1	1	Plumbing - Roof drain tied to AHU-6 clogged with debris and overflowed causing water to leak from roof into 6th Floor Room 600B DA Juvenile Div. Office & Room 609 Deputy DA Dept. Office. Room 608B (9) 1'x1' ceiling tiles affected with (4) fallen, Room 609 (4) 1'x1" ceiling tiles affected with (1) fallen. Roofing vendor contacted to determine location of leak.	\$ 32,850	\$ 24,473	\$ 14,031	\$ 10,453	\$ (14,020)	43%	FY 17-18	74.5
448	FM-0060989	Los Angeles	Compton Courthouse	19-AG1	2	Vandalism - Replace (4) 39 3/4" x 31 3/4" plexi-glass displays with clear lexan and replaced frames. Plexi-glass and frames on court directories have gang related graffiti & are heavily damaged.	\$ 7,449	\$ 4,926	\$ 6,552	\$ 4,333	\$ (593)	88%	FY 17-18	66.13
449	FM-0060990	San Diego	East County Regional Center	37-I1	1	Fire Protection - SFM Fire Safety Correction Notice make required corrections and update all deficiencies noted. Patch all cracks and holes around piping. Replace all fire egress door hardware. Remove non-operational fire dampers and build back wall. Seal up 7th floor file room with approved fire caulking. Installation of 18 exit signage where noted. Restore drywall in storage closets rooms. Install new fire magnetic hold open on the electrical door. Remove all orange foam inside pipe chase closet and put in new pink fire foam in all closets.	\$ 200,758	\$ 200,758	\$ 176,014	\$ 176,014	\$ (24,744)	88%	FY 16-17	100
450	FM-0060993	Los Angeles	Compton Courthouse	19-AG1	2	HVAC-AHU #4 is leaking condensation on the mechanical room floor.	\$ 5,680	\$ 5,680	\$ 2,191	\$ 2,191	\$ (3,489)	39%	FY 17-18	100
451	FM-0060995	Los Angeles	Airport Courthouse	19-AU1	1	Elevator / Replace control board for generator motor on the Judge's elevator #6 that is causing the elevator to get stuck between floors.	\$ 15,425	\$ 15,425	\$ 20,443	\$ 20,443	\$ 5,018	133%	FY 17-18	100
452	FM-0060997	San Bernardino	Fontana Courthouse	36-C1	2	Interior Finishes - Replace failing panic hardware on the double main entry / exit doors for the building. Install hinge spacers to close up the current gap between the doors. This work is necessary as the panic hardware is failing and not securing the doors reliably creating a potential safety / security issue.	\$ 10,011	\$ 8,226	\$ 6,765	\$ 5,559	\$ (2,667)	68%	FY 17-18	82.17
453	FM-0060998	Orange	Central Justice Center	30-A1	2	Exterior Shell - Remove and replace the existing broken rolling steel door barrel on the entrance gate to the secure Judges basement. After replacing the motor for this gate, it was discovered that the underlying cause of the broken motor, was a broken spring in the door barrel assembly. Not having a working gate is causing access problems and it poses security concerns.	\$ 9,800	\$ 8,935	\$ 7,912	\$ 7,213	\$ (1,721)	81%	FY 17-18	91.17
454	FM-0060999	Mono	Mammoth Lakes Courthouse	26-B2	2	Fire Protection - EMERGENCY SERVICE CALL, HAD TO HAVE FIRE SYSTEM CONTRACTOR VISIT SITE AND INVESTIGATE WHY BUILDING ALARM WENT OFF AND DRY SYSTEM FILLED WITH WATER. - SYSTEM HAD TO BE DRAINED OF WATER AND PRESSURE TESTED, OTHERWISE WOULD NOT WORK PROPERLY	\$ 2,920	\$ 2,920	\$ 509	\$ 509	\$ (2,411)	17%	FY 17-18	100
455	FM-0061000	Stanislaus	Modesto Main Courthouse	50-A1	2	Grounds and Parking Lot - Provide slab area with drain at flagpole by courthouse entry - area is a health and safety issue as homeless are using it for a restroom and piles of fecal matter are not readily cleaned without a concrete base.	\$ 13,600	\$ 13,328	\$ 6,109	\$ 5,987	\$ (7,341)	45%	FY 17-18	98
456	FM-0061001	Merced	Old Court	24-A1	2	Plumbing-Remove old 3" 575 back flow for sprinklers. Install new Wilkins 375 with new gaskets and Test - Need to replace 3-inch irrigation backflow that has failed.	\$ 6,010	\$ 6,010	\$ 3,363	\$ 3,363	\$ (2,647)	56%	FY 17-18	100



JUDICIAL COUNCIL
OF CALIFORNIA

TRIAL COURT FACILITY MODIFICATION
ADVISORY COMMITTEE

Trial Court Facility Modification
All Completed FMs (List H)
7/1/2017 to 6/30/2018
Meeting Date 7/20/2018

	FM NUMBER	LOCATION	FACILITY NAME	BUILDING ID	PRIORITY	SHORT TITLE	TCFMAC FUNDED COST	FACILITY MODIFICATION PROGRAM SHARE OF TCFMAC FUNDED COST	ACTUAL COST	FACILITY MODIFICATION PROGRAM SHARE OF ACTUAL COST	VARIANCE BETWEEN FUNDED AND ACTUAL (\$)	VARIANCE BETWEEN FUNDED AND ACTUAL (%)	FUND YEAR	FACILITY MODIFICATION PROGRAM BUDGET % OF COST
457	FM-0061002	Los Angeles	Beverly Hills Courthouse	19-AQ1	2	Fire Protection - Per State Fire Marshal Notice; Install (27) Emergency Evacuation Signs on 1st, 2nd, 3rd, & 4th levels (including stairways) showing path of egress for emergency evacuation; Trace and identify in (26) electrical panels the circuits for (35) GFCI receptacles and replace receptacles including Stainless Steel cover plates.	\$ 29,975	\$ 23,836	\$ 30,095	\$ 23,932	\$ 95	100%	FY 17-18	79.52
458	FM-0061003	Los Angeles	San Fernando Courthouse	19-AC1	2	HVAC - Replace one (1) exhaust fan and one (1) electrical disconnect. The motor and pulley have failed and the exhaust fan is not working.	\$ 9,901	\$ 8,258	\$ 6,706	\$ 5,593	\$ (2,665)	68%	FY 17-18	83.41
459	FM-0061004	Los Angeles	Van Nuys Courthouse East	19-AX1	1	Elevator - Install four(4) roller guides and adapter plates on the car frame, Install four (4) roller guides and adapter plates on the counterweight frame, Install seismic plates and covers on the car and counterweight roller guide assembly. Roller guide/adapter plates to car frame are beyond worn causing elevator to periodically get stuck between floors	\$ 52,800	\$ 47,383	\$ 21,836	\$ 19,596	\$ (27,787)	41%	FY 17-18	89.74
460	FM-0061006	Los Angeles	Michael D. Antonovich Antelope Valley Courthouse	19-AZ1	2	Exterior Finishes - Replace (1) Exterior Door Glass 1/4" Blue Reflective Tempered Laminated with 3/16" Regular Blue Tempered Glass 43-1/4"x79-3/8". Glass door @ the exit to stair 3 has been broken and needs immediate repair/replacement. This is a safety and security issue.	\$ 3,495	\$ 2,569	\$ 1,238	\$ 910	\$ (1,659)	35%	FY 17-18	73.51
461	FM-0061008	Butte	North Butte County Courthouse	04-F1	2	Exterior Shell - Replace broken exterior window. Cause of broken window is unknown - Window is broken.	\$ 4,603	\$ 4,603	\$ 2,672	\$ 2,672	\$ (1,931)	58%	FY 17-18	100
462	FM-0061009	Kern	Arvin/ Lamont Branch	15-H1	2	Roof Request - Restoration of 60 broken clay tiles on roof South - remove broken clay tiles and replace with like materials.	\$ 6,475	\$ 3,944	\$ 3,894	\$ 2,372	\$ (1,572)	60%	FY 17-18	60.91
463	FM-0061012	Kern	Bakersfield Superior Court	15-A1	2	Exterior Shell - Installation of canvas patio cover for the restricted-access jury service patio area - significant debris, sap and moisture causing slip/fall concerns for the patio.	\$ 12,596	\$ 7,890	\$ 11,150	\$ 6,984	\$ (906)	89%	FY 17-18	62.64
464	FM-0061013	Santa Barbara	Figueroa Division	42-B1	2	Plumbing - Replace (8) flush valves and associated piping - The Sloan brass flush valves and associated piping for each of the (8) Holding Cells are worn down, leaking, and need to be replaced.	\$ 6,174	\$ 6,174	\$ 3,626	\$ 3,626	\$ (2,548)	59%	FY 17-18	100
465	FM-0061015	Riverside	Riverside Juvenile Court	33-N1	2	Security - Simplex Hardware Replacement: Simplex hardware on door from secured hallway to judges parking has failed. Repeated attempts have been made to repair current lock hardware. Unit requires full replacement. The locking mechanism within the lock is binding resulting in Judges not able to enter/exit the building.	\$ 1,800	\$ 888	\$ 1,100	\$ 543	\$ (345)	61%	FY 17-18	49.34
466	FM-0061016	Orange	Central Justice Center	30-A1	2	HVAC - Remove and replace broken floor drain in the mechanical room for AHU #39. Drain is broken and leaks into the basement below causing damage to the asbestos containing fireproofing, if not addressed, damage to the cars below and detachment of the fireproofing may occur. Some abatement of the fireproofing around the bottom of the drain will be necessary.	\$ 12,522	\$ 11,416	\$ 9,789	\$ 8,925	\$ (2,492)	78%	FY 17-18	91.17
467	FM-0061018	San Diego	County Courthouse	37-A1	1	Fire Protection - Replace one faulty power supply, 1 faulty smoke detector, and one loop control module on main fire panel. Program fire panel to intergrate new devices. This work is necessary as the fire panel developed multiple trouble codes due to failed loop control module resulting in over 40 smoke detectors being off line.	\$ 12,087	\$ 9,358	\$ 9,024	\$ 6,986	\$ (2,371)	75%	FY 17-18	77.42
468	FM-0061019	Madera	New Madera Courthouse	20-F1	2	Interior Finishes - Remove main electrical conduit coming into main panel in room b-63 and install special made end caps to prevent water from leaking into the panel through the conduits - To prevent electrical and water damage to building	\$ 2,740	\$ 2,740	\$ 584	\$ 584	\$ (2,156)	21%	FY 17-18	100
469	FM-0061021	Orange	Central Justice Center	30-A1	2	HVAC - Remove and replace one leaking steam valve in the steam room of the Central Justice Center basement. Leaking valve posing a possible system failure.	\$ 10,485	\$ 9,559	\$ 7,026	\$ 6,406	\$ (3,154)	67%	FY 17-18	91.17



JUDICIAL COUNCIL
OF CALIFORNIA

TRIAL COURT FACILITY MODIFICATION
ADVISORY COMMITTEE

Trial Court Facility Modification
All Completed FMs (List H)
7/1/2017 to 6/30/2018
Meeting Date 7/20/2018

FM NUMBER	LOCATION	FACILITY NAME	BUILDING ID	PRIORITY	SHORT TITLE	TCFMAC FUNDED COST	FACILITY MODIFICATION PROGRAM SHARE OF TCFMAC FUNDED COST	ACTUAL COST	FACILITY MODIFICATION PROGRAM SHARE OF ACTUAL COST	VARIANCE BETWEEN FUNDED AND ACTUAL (\$)	VARIANCE BETWEEN FUNDED AND ACTUAL (%)	FUND YEAR	FACILITY MODIFICATION PROGRAM BUDGET % OF COST
470	Santa Barbara	Santa Maria Courts Bldgs C + D	42-F1	2	Elevators, Escalators, & Hoists - Replace damaged check valve in interior cylinder. Check valve failing and elevator car not holding DIR required rated load capacity during pump stops.	\$ 10,449	\$ 10,449	\$ 3,561	\$ 3,561	\$ (6,888)	34%	FY 17-18	100
471	Los Angeles	Pasadena Courthouse	19-J1	1	Plumbing - Replaced (1) ¾ Water Hammer Device within the pipe-chase to the Men's Restroom on the 5th floor, that was defective and leaking. Water leaked down to the 4th floor and impacted Department S. Set up (6) Critical Barriers, (6) Decon Chambers, (2) Dehumidifiers, (2) HEPA AFD; Clean Carpeted areas, re-paint affected walls. All Environmental Clearances obtained.	\$ 32,355	\$ 32,355	\$ 32,493	\$ 32,493	\$ 138	100%	FY 17-18	100
472	Los Angeles	Bellflower Courthouse	19-AL1	2	Exterior Shell - Set up scaffold to safely reach work area. Caulk and seal 4 floors of glass block walls on exterior of building 9'x9' each; Apply black caulking to top and bottom of block window; Apply sealer grout to individual block sections where worn away; replace 1"x1" black anodized aluminum angle on exposed edges of block wall to protect. Vendor to provide lift and operator to access exterior windows. Years of weather exposure has worn away the existing sealant and grout causing the block windows to leak in heavy rain.	\$ 7,765	\$ 6,052	\$ 5,982	\$ 4,662	\$ (1,390)	77%	FY 17-18	77.94
473	Monterey	Monterey Courthouse	27-C1	1	COUNTY MANAGED - Plumbing - Repair Back flow, excavate piping, replace 8" valve, test - Major leak identified due to valve failure	\$ 7,330	\$ 3,695	\$ 7,330	\$ 3,695	\$ -	100%	FY 17-18	50.41
474	San Diego	Juvenile Court	37-E1	1	Electrical -Replace failed fire alarm control panel (Notifier NFS2-640 and CPU). Fire alarm control panel failed due to power interruption in the entire building caused by failure of (2) transformers.	\$ 14,992	\$ 11,187	\$ 11,793	\$ 8,800	\$ (2,387)	79%	FY 17-18	74.62
475	Orange	Betty Lou Lamoreaux Justice Center	30-B1	1	Fire protection - Replace the failed diesel fire pump controller and sensing pressure module. The diesel engine would not start when performing the weekly run. It was determined that three of four batteries were undercharged and the control panel charging system has failed. The existing control panel is obsolete and parts are not available. Replacement is necessary for the system to work properly and provide fire protection for the facility.	\$ 19,300	\$ 15,430	\$ 17,009	\$ 13,599	\$ (1,832)	88%	FY 17-18	79.95
476	Monterey	Monterey Courthouse	27-C1	1	COUNTY MANAGED - Exterior Shell - Dry interior of wall, repair replace materials as needed - Signs of water intrusion damage evident, eradication needed to mitigate damage.	\$ 8,122	\$ 4,094	\$ 8,122	\$ 4,094	\$ -	100%	FY 17-18	50.41
477	Los Angeles	Downey Courthouse	19-AM1	2	HVAC - Remove and replace two (2) Non-fused disconnects and electrical connections on cooling towers 1 & 2. Remove and replace two (2) 3-phase 30 amp disconnects, fuses, and electrical connections at Dry cooler 1 & 2. Disconnects are not functioning properly and are a safety risk.	\$ 7,621	\$ 6,379	\$ 5,510	\$ 4,612	\$ (1,767)	72%	FY 17-18	83.7
478	Los Angeles	Downey Courthouse	19-AM1	2	Plumbing-Replace two (2) 4" gate valves and two (2) 2" drain down valves. Valves do not function properly and building cannot be drained down for repairs and areas cannot be isolated.	\$ 11,966	\$ 11,966	\$ 7,477	\$ 7,477	\$ (4,489)	62%	FY 17-18	100
479	Los Angeles	Santa Monica Courthouse	19-AP1	1	Elevators, escalators, & hoist - Passenger Elevator #2 Replace failed and is not operating. Replace (1) Close Loop Operator, Replace (1) failed Potter Relay. Elevator is stuck on the 3rd floor, Doors closed not responding, 2 entrapments.	\$ 74,272	\$ 74,272	\$ 41,440	\$ 41,440	\$ (32,832)	56%	FY 17-18	100
480	Los Angeles	Compton Courthouse	19-AG1	1	Plumbing - Water leaking from damaged angle stop. Erected a 5x6x10 containment with a single stage decontamination chamber. Replaced (1) ¾" reducer, (1) ½" angle stop, extracted all water, and completed environmental testing in all affected areas. All work was performed under a known ACM environment.	\$ 14,965	\$ 9,896	\$ 16,168	\$ 10,692	\$ 796	108%	FY 17-18	66.13
481	Contra Costa	Walnut Creek Courthouse	07-C1	2	Grounds and Parking Lot - Remove (33) miscellaneous parking signs; Install (25) new matching signs; Core and install (12) new poles; Straighten 2 bent poles Juvenile Court operations is transferring to this location due to non-compliant issues for juveniles. All available parking needed to handle increased traffic. New signs will limit to employees and court visitors.	\$ 18,199	\$ 18,199	\$ 9,739	\$ 9,739	\$ (8,460)	54%	FY 17-18	100



JUDICIAL COUNCIL
OF CALIFORNIA

TRIAL COURT FACILITY MODIFICATION
ADVISORY COMMITTEE

Trial Court Facility Modification
All Completed FMs (List H)
7/1/2017 to 6/30/2018
Meeting Date 7/20/2018

	FM NUMBER	LOCATION	FACILITY NAME	BUILDING ID	PRIORITY	SHORT TITLE	TCFMAC FUNDED COST	FACILITY MODIFICATION PROGRAM SHARE OF TCFMAC FUNDED COST	ACTUAL COST	FACILITY MODIFICATION PROGRAM SHARE OF ACTUAL COST	VARIANCE BETWEEN FUNDED AND ACTUAL (\$)	VARIANCE BETWEEN FUNDED AND ACTUAL (%)	FUND YEAR	FACILITY MODIFICATION PROGRAM BUDGET % OF COST
482	FM-0061040	Lake	Lakeport Court Facility	17-A3	2	HVAC - Remove and replace failed hot water coil in air handling unit 01 - Leaking coil cannot be repaired; all work to be off hours.	\$ 21,049	\$ 21,049	\$ 16,894	\$ 16,894	\$ (4,155)	80%	FY 18-19	100
483	FM-0061041	Los Angeles	Norwalk Courthouse	19-AK1	2	Plumbing - 3rd Floor AHU-3 Room M309; Replace (1) 2" CI Comby, (1) 2" CI WYE, (1) 2" CI Blind Plug, (2) CI San Tee, (1) CI P-Trap, (20') 2" CI NO HUB Pipe, (20) 2" Husky Bands, (1) 2'x1-1/2" N/H Band. Air Handler condensate line leaking due to crack in line caused by deterioration	\$ 5,225	\$ 4,443	\$ 2,245	\$ 1,909	\$ (2,534)	43%	FY 17-18	85.03
484	FM-0061042	Solano	Old Solano Courthouse	48-A3	2	Grounds and Parking Lot - Remove (2) diseased and leaning Locust trees, and grind the stumps. Install (3) replacement trees. Trim and thin 32 remaining overgrown trees and remove all debris from site. Work to be done after hours. - The trees are overgrown and a safety hazard on windy days. Large limbs and debris are falling. One tree has already fallen.	\$ 14,464	\$ 14,464	\$ 10,986	\$ 10,986	\$ (3,478)	76%	FY 17-18	100
485	FM-0061045	Sacramento	Carol Miller Justice Center Court Facility	34-D1	2	Electrical - Fire Alarm - Replace failed and shorted wire from panel to pull station with a complete home run	\$ 5,224	\$ 5,106	\$ 1,941	\$ 1,897	\$ (3,209)	37%	FY 17-18	97.75
486	FM-0061050	Solano	Hall of Justice	48-A1	2	Pest control - Relocate bees from several locations; steam clean areas of bat guano; treat areas; seal intrusion locations; 85' lift required - Bees and bats returned to same areas where removed in the past causing concern for Court staff and patrons.	\$ 10,636	\$ 7,745	\$ 8,071	\$ 5,877	\$ (1,868)	76%	FY 17-18	72.82
487	FM-0061051	Solano	Old Solano Courthouse	48-A3	2	Grounds and parking lot - Remove failed irrigation filter; Install temporary filter to provide irrigation; Reinstall new filter; Install new valved bypass line, water hammer arrestor, and insulating blanket to protect from freezing; Verify no leaks and proper operation - Irrigation filter has multiple leaks and there is no bypass to provide irrigation on filter failure.	\$ 5,784	\$ 5,784	\$ 3,778	\$ 3,778	\$ (2,006)	65%	FY 17-18	100
488	FM-0061052	Alameda	Fremont Hall of Justice	01-H1	2	HVAC - Replace failed main return fan shaft and bearings - Requires rigging and hoisting and weekend premium labor rate	\$ 11,591	\$ 9,203	\$ 8,398	\$ 6,668	\$ (2,535)	72%	FY 17-18	79.4
489	FM-0061053	Alameda	Wiley W. Manuel Courthouse	01-B3	1	Interior Finishes - Flood damage repairs - Blocked waste line caused flooding from a floor drain on the 3rd and 4th floors. 4th floor Department 107 Courtroom - Reinstall carpet tiles 24(sq.ft.). 3rd Floor - Jury Assembly Room - Re-install 32(sq.ft.) carpet tiles, 33(sq.ft.) ceiling tiles, 4(ln.ft.) wall base. 3rd Floor Sheriffs Office - Re-install 132(sq.ft.) carpet tiles, 100(sq.ft.) ceiling tiles, 24(ln.ft.) wall base, clean 180(sq.ft.) of carpet, patch and paint 120(sq.ft.) wall. Court Impact - Reduced use of occupied space	\$ 8,426	\$ 8,426	\$ 14,736	\$ 14,736	\$ 6,310	175%	FY 17-18	100
490	FM-0061054	San Diego	East County Regional Center	37-I1	2	Plumbing - Replace 2in copper pipe water line and fittings. Main 2in hot water copper piping has a hole in the side of the pipe and water is leaking down into main jury lounge seating area.	\$ 3,362	\$ 2,276	\$ 1,155	\$ 782	\$ (1,494)	34%	FY 17-18	67.71
491	FM-0061055	Los Angeles	West Covina Courthouse	19-X1	2	Interior finishes-Remove and replace one (1) fire rated door with 5" x 22" vision kit. Existing door is cracked at the hinges.	\$ 6,553	\$ 4,545	\$ 3,436	\$ 2,383	\$ (2,162)	52%	FY 17-18	69.35
492	FM-0061057	Orange	North Justice Center	30-C1	1	HVAC - Install temporary cooling tower. Phase 3 cooling tower is leaking from the basin, the bearings and fan shaft are failing and will not provide HVAC services to the entire phase 3 of the building in its current state. Fixing the cooling tower is estimated at \$20K to \$30K plus the cost of the temp tower at rate \$12k. Project to replace (SWO 1480568) the cooling tower has been approved. Estimated delivery and install time is 4 to 6 weeks. It is not cost effective to fix the tower while waiting for the replacement.	\$ 23,657	\$ 21,365	\$ 35,688	\$ 32,230	\$ 10,865	151%	FY 17-18	90.31
493	FM-0061059	Yolo	Yolo Superior Court	57-A10	2	Exterior shell - Replace damaged roll up grill and guide rails on the sally port door. Door was damaged when hit by the vehicle carrying the in-custodies.	\$ 6,911	\$ 6,911	\$ 3,767	\$ 3,767	\$ (3,144)	55%	FY 17-18	100



JUDICIAL COUNCIL
OF CALIFORNIA

TRIAL COURT FACILITY MODIFICATION
ADVISORY COMMITTEE

Trial Court Facility Modification
All Completed FMs (List H)
7/1/2017 to 6/30/2018
Meeting Date 7/20/2018

	FM NUMBER	LOCATION	FACILITY NAME	BUILDING ID	PRIORITY	SHORT TITLE	TCFMAC FUNDED COST	FACILITY MODIFICATION PROGRAM SHARE OF TCFMAC FUNDED COST	ACTUAL COST	FACILITY MODIFICATION PROGRAM SHARE OF ACTUAL COST	VARIANCE BETWEEN FUNDED AND ACTUAL (\$)	VARIANCE BETWEEN FUNDED AND ACTUAL (%)	FUND YEAR	FACILITY MODIFICATION PROGRAM BUDGET % OF COST
494	FM-0061060	Orange	Harbor Justice Center-Newport Beach Facility	30-E1	2	Plumbing - Remediate flood resulting from a broken toilet flush valve in the Sheriff female locker room. Flooded water ran into the Sheriff briefing room, kitchen, offices and detention. Work includes replacement of toilet flush valve, snaking of drain, vacuum water, remove and replace base board, drill holes in base, run fans and dehumidifiers.	\$ 11,946	\$ 10,073	\$ 7,595	\$ 6,404	\$ (3,669)	64%	FY 17-18	84.32
495	FM-0061061	Los Angeles	Pomona Courthouse South	19-W1	2	HVAC - Replace (2) Air Compressor Air Dryers, (1) in the basement and (1) on the 7th floor. Existing air dryers are no longer functioning as designed, both units trip off line and overheat on a regular basis / letting water into the pneumatic system.	\$ 8,768	\$ 7,991	\$ 6,218	\$ 5,667	\$ (2,324)	71%	FY 17-18	91.14
496	FM-0061063	Los Angeles	Pomona Courthouse South	19-W1	2	HVAC-Replace one (1) compressor, one (1) contactor, three (3) fuses, one (1) filter dryer, one (1) disconnect and charge unit with up to 10 lbs of refrigerant for compressor #1. Compressor does not work.	\$ 6,884	\$ 6,274	\$ 4,544	\$ 4,141	\$ (2,133)	66%	FY 17-18	91.14
497	FM-0061064	San Diego	County Courthouse	37-A1	2	Plumbing - Tighten faulty No-Hub coupling on a floor drain, extracted water, and performed environmental testing due to water leak in room # 3305. The No-Hub coupling came off a floor drain resulting in gray water intrusion within known ACM building.	\$ 3,732	\$ 2,889	\$ 1,438	\$ 1,113	\$ (1,776)	39%	FY 17-18	77.42
498	FM-0061065	El Dorado	Johnson Bldg.	09-E1	2	HVAC - is not Functioning. Re-establish communication with the field devices. Perform MS Update. Remove updates that are causing the system to be freeze. - BAS is Not operational. Building has had several extreme hot and cold calls that cannot be corrected without BAS	\$ 4,503	\$ 4,503	\$ 2,041	\$ 2,041	\$ (2,462)	45%	FY 17-18	100
499	FM-0061066	Santa Cruz	Watsonville Courthouse	44-B2	2	Plumbing - Replace (1) failed 50 Gallon electric water heater - Isolate cold/hot water supply - Drain failed water heater and remove - Install (1) new water heater - Install (2) dielectric unions - Fill and leak test - Perform start up and operational testing. Existing water heater is leaking and currently operating at reduced capacity caused by excessive corrosion - Failure to replace water heater could result in extensive water damage and loss of domestic hot water.	\$ 7,882	\$ 7,882	\$ 3,242	\$ 3,242	\$ (4,640)	41%	FY 17-18	100
500	FM-0061067	Los Angeles	El Monte Courthouse	19-O1	2	Elevators-Public elevator #1 replace five (5) cables and ten (10) shackles and public elevator #3 replace five (5) cables and ten (10) shackles. Rouge is developing on the ropes and is the first step of the wire ropes breaking down and can cause of safety issue if not replaced	\$ 30,605	\$ 17,788	\$ 25,371	\$ 14,746	\$ (3,042)	83%	FY 17-18	58.12
501	FM-0061068	Monterey	Marina Courthouse	27-B1	1	Plumbing - Underground water leak. Working with vendors to perform underground leak check of property	\$ 5,394	\$ 5,394	\$ 3,861	\$ 3,861	\$ (1,533)	72%	FY 17-18	100
502	FM-0061069	Los Angeles	Inglewood Courthouse	19-F1	1	Plumbing-Water leaking from 3rd floor onto 2nd floor main public hallway between entrance and elevator lobby. Replaced (1) 3x 2 Comby, (1) 3 Comby, (2) 3 Medium Sweeps, (1) 3 Santee, (1) 3 Reducer, (1) 2 Blind Plug, (14) No-Hub Bands, (1) 2 Comby, (1) 2 Santee, (1) 3x 1½ Santee, (1) 3 P-Trap, (1) 2 P-Trap, (12) 2 No-Hub Bands, 20 of 2 Cast Iron Pipe, and 30 of 3 Cast Iron Pipe. Erected (2) separate containments on the 2nd Floor, 6x 6x12 on the Eastside Public Hallway, and 4x12x16 along the Traffic Windows Waiting Area. CAT2 water and work performed under ACM conditions.	\$ 33,750	\$ 25,164	\$ 35,402	\$ 26,396	\$ 1,232	105%	FY 17-18	74.56
503	FM-0061070	San Luis Obispo	1070 Palm St.	40-H1	2	Plumbing - replace old decrepit line with new ABS and cleanout.	\$ 3,500	\$ 3,500	\$ 7,182	\$ 7,182	\$ 3,682	205%	FY 17-18	100
504	FM-0061071	Los Angeles	Compton Courthouse	19-AG1	1	Elevators, escalators, & hoists-Hydraulic pump motors need to be replaced on elevators 1 and 2. The pump motors failed and leaked hydraulic fluid into the pits, and fluid needs to be cleaned up. The motors failed when they were damaged by a leaking sprinkler head adjacent to the elevator pits.	\$ 14,850	\$ 9,820	\$ 10,183	\$ 6,734	\$ (3,086)	69%	FY 17-18	66.13
505	FM-0061074	Los Angeles	Stanley Mosk Courthouse	19-K1	2	Plumbing - Decommission & Remove drinking fountain in Jury rm 6301. Fountain is leaking due to frozen angle stop & water cannot be turned off. Fountain is not to be replace per court facilities.	\$ 8,113	\$ 8,113	\$ 4,705	\$ 4,705	\$ (3,408)	58%	FY 17-18	100



JUDICIAL COUNCIL
OF CALIFORNIA

TRIAL COURT FACILITY MODIFICATION
ADVISORY COMMITTEE

Trial Court Facility Modification
All Completed FMs (List H)
7/1/2017 to 6/30/2018
Meeting Date 7/20/2018

	FM NUMBER	LOCATION	FACILITY NAME	BUILDING ID	PRIORITY	SHORT TITLE	TCFMAC FUNDED COST	FACILITY MODIFICATION PROGRAM SHARE OF TCFMAC FUNDED COST	ACTUAL COST	FACILITY MODIFICATION PROGRAM SHARE OF ACTUAL COST	VARIANCE BETWEEN FUNDED AND ACTUAL (\$)	VARIANCE BETWEEN FUNDED AND ACTUAL (%)	FUND YEAR	FACILITY MODIFICATION PROGRAM BUDGET % OF COST
506	FM-0061076	Los Angeles	El Monte Courthouse	19-O1	2	Interior finishes-Replace door and hardware for 2nd floor lobby stairwell. Existing door is damaged and does not work properly.	\$ 6,729	\$ 3,911	\$ 4,130	\$ 2,400	\$ (1,511)	61%	FY 17-18	58.12
507	FM-0061077	Los Angeles	Downey Courthouse	19-AM1	2	Elevators, escalators, & hoists-Replace worm seal on public elevator #2. Worm seal is leaking and could cause the motor to burn out.	\$ 7,991	\$ 6,688	\$ 5,243	\$ 4,388	\$ (2,300)	66%	FY 17-18	83.7
508	FM-0061078	Los Angeles	Van Nuys Courthouse West	19-AX2	2	Interior - Replace (1) ¾ Glass laminated glass panel 64-1/4 x 61-1/4in existing steel frame. Includes emergency board up of window with (2) 48 x 96 plywood. Existing window in Sheriff's Lock-up Booth was broken out.	\$ 11,321	\$ 11,321	\$ 8,208	\$ 8,208	\$ (3,113)	73%	FY 17-18	100
509	FM-0061079	San Diego	Hall of Justice	37-A2	2	HVAC - Replace failed CT Flanges on Chilled Water Piping, the gaskets and stainless steel bolts deteriorated by condensation. Booster pumps chilled water supply line located above the staff copy room, has a flange that is leaking. Water leaked through ceiling into the staff copy room.	\$ 4,419	\$ 4,419	\$ 1,388	\$ 1,388	\$ (3,031)	31%	FY 17-18	100
510	FM-0061081	Los Angeles	Burbank Courthouse	19-G1	2	HVAC - Rebuild water pump for condenser. Water pump is leaking and if it fails will shut down the chiller system.	\$ 7,440	\$ 6,753	\$ 964	\$ 875	\$ (5,878)	13%	FY 17-18	90.76
511	FM-0061082	Los Angeles	Edmund D. Edelman Children's Court	19-Q1	2	Elevators, escalators, & hoists-Replace clutch, split linkage, and door locks for public elevator #4. Elevator equipment was damaged during entrapment under JO SWO 1505006. Elevator in non-operational	\$ 7,208	\$ 5,045	\$ 3,898	\$ 2,728	\$ (2,317)	54%	FY 17-18	69.99
512	FM-0061085	Riverside	Family Law Court	33-A1	2	HVAC - Pneumatic Compressor Pump. Remove and replace failed #1 compressor pump that controls the air system. The unit controls the pneumatic air conditioning system throughout the building and plays a critical part of daily operations. Complete system failure affect and disable the entire Family Law HVAC system.	\$ 2,948	\$ 2,948	\$ 1,588	\$ 1,588	\$ (1,360)	54%	FY 17-18	100
513	FM-0061086	San Diego	East County Regional Center	37-I1	2	Plumbing - Replace 5ft of rusted steel 1.5" domestic cold water supply piping for the fire system backup storage and replace with copper piping, install a stainless nipple and 90 on the outlets. Resealed penetration where the piping goes into the fill vault enclosure. Backup system tank for the building fire sprinklers; the main fill line for float valve is rusted out and is not able to fill tank up.	\$ 2,346	\$ 1,588	\$ 380	\$ 257	\$ (1,331)	16%	FY 17-18	67.71
514	FM-0061099	San Diego	East County Regional Center	37-I1	2	Elevators, Escalators, & Hoists - Public Elevator #5 replaced MCE Diode and (4) Selector Tape Guides. Elevator #5 stuck on the 8th flr with a brief entrapment due to faulty processor on controller.	\$ 2,850	\$ 1,930	\$ 668	\$ 452	\$ (1,477)	23%	FY 17-18	67.71
515	FM-0061102	Los Angeles	Parking Structure-Lot 53 Pasadena Court	19-J3	2	Interior finishes-Replace one (1) Von Duprin 9975I-626 3' exit device and trim. Existing device is not functional and door cannot be unlocked.	\$ 3,470	\$ 2,406	\$ 1,220	\$ 846	\$ (1,560)	35%	FY 17-18	69.35
516	FM-0061103	Calaveras	Calaveras Superior Court	05-C1	2	Elevators, Escalators and Hoists - Compliance replace elevator control back-up batteries - battery back-up failure during loss of power can cause entrapments.	\$ 3,618	\$ 3,618	\$ 1,129	\$ 1,129	\$ (2,489)	31%	FY 17-18	100
517	FM-0061110	Los Angeles	Glendale Courthouse	19-H1	2	Interior finishes-Remove (12'x12)' damaged plaster from women's restroom walls and apply plaster and paint. Walls have been damaged by condensation. Condensation issue has been fixed.	\$ 12,879	\$ 11,661	\$ 7,155	\$ 6,478	\$ (5,183)	56%	FY 17-18	90.54
518	FM-0061111	Los Angeles	Michael D. Antonovich Antelope Valley Courthouse	19-AZ1	2	HVAC - Replace (2) filter driers; (1) run capacitor; (1) condenser fan motor and AC #3. Recharge system with R-22 Refrigerant to proper operating levels. AC-3 is not currently operational.	\$ 3,749	\$ 2,756	\$ 2,620	\$ 1,926	\$ (830)	70%	FY 17-18	73.51
519	FM-0061112	Los Angeles	Stanley Mosk Courthouse	19-K1	2	Elevators, Escalators, & Hoists - Replace hoist ropes on Elevator #6 along with (16) Wedge Shackles. Existing cables showing signs of extreme wear due to age and use.	\$ 17,750	\$ 17,264	\$ 13,542	\$ 13,171	\$ (4,093)	76%	FY 17-18	97.26
520	FM-0061113	Los Angeles	Norwalk Courthouse	19-AK1	1	Plumbing - Multiple toilets clogged in the clerk's office, childcare center and in the women's public restroom (7 toilets and 4 urinals) all overflowed with category 3 water onto the ground. Remediation technicians extracting 40 gallons of water. Plumbers snake approximately 40 feet to clear main sewer line. Remediation technicians will perform remediation to sanitize restrooms	\$ 21,450	\$ 18,239	\$ 17,630	\$ 14,991	\$ (3,248)	82%	FY 17-18	85.03



JUDICIAL COUNCIL
OF CALIFORNIA

TRIAL COURT FACILITY MODIFICATION
ADVISORY COMMITTEE

Trial Court Facility Modification
All Completed FMs (List H)
7/1/2017 to 6/30/2018
Meeting Date 7/20/2018

	FM NUMBER	LOCATION	FACILITY NAME	BUILDING ID	PRIORITY	SHORT TITLE	TCFMAC FUNDED COST	FACILITY MODIFICATION PROGRAM SHARE OF TCFMAC FUNDED COST	ACTUAL COST	FACILITY MODIFICATION PROGRAM SHARE OF ACTUAL COST	VARIANCE BETWEEN FUNDED AND ACTUAL (\$)	VARIANCE BETWEEN FUNDED AND ACTUAL (%)	FUND YEAR	FACILITY MODIFICATION PROGRAM BUDGET % OF COST
521	FM-0061114	Los Angeles	Parking Structure-Edelman Court	19-Q2	2	Elevators, escalators, & hoists - Regulatory Compliance Preliminary Orders-Replace (2) worn out, non-returning access key switches with new access key switches on elevators 1 & 2. The work is required by DIR on the Preliminary orders, ensure the elevator operates as intended. under earthquake and other emergency conditions on elevators 1 & 2.	\$ 4,965	\$ 3,475	\$ 2,468	\$ 1,727	\$ (1,748)	50%	FY 17-18	69.99
522	FM-0061115	Los Angeles	Michael D. Antonovich Antelope Valley Courthouse	19-AZ1	2	Interior finishes-Replace sally port door operator 3/4 hp motor. Sally port door fails intermittently and is obsolete, so replacement parts cannot be obtained.	\$ 4,468	\$ 3,284	\$ 2,108	\$ 1,550	\$ (1,735)	47%	FY 17-18	73.51
523	FM-0061116	Los Angeles	Norwalk Courthouse	19-AK1	1	HVAC - Replace (8) 1'x1' ceiling tiles 7th floor Public Hallway; Condensate from drain line of Split System located in Elevator Mechanical Room on roof leaking extensive amounts of condensate overflowing from Air Handler Drain Pan resulting in flooding of 7th Floor Hallway. Set-up Containment, environmental equipment, and Water remediation. Impacted area is a known ACM environment.	\$ 21,267	\$ 18,083	\$ 19,733	\$ 16,779	\$ (1,304)	93%	FY 16-17	85.03
524	FM-0061119	Stanislaus	Modesto Main Courthouse	50-A1	2	The existing A/C unit was tripping out the 30 amp breaker on the second floor. It was observed the unit would start two times but it could not start a third time, the breaker would trip. We tried a new start capacitor but this did not work. This R- 22 compressor is lost with on replacement. - Part of the IT servers are in this closet. This unit keeps these units heat load under control. We need to replace the old R-22 unit with a R-410a A/C	\$ 8,876	\$ 8,876	\$ 5,498	\$ 5,498	\$ (3,378)	62%	FY 17-18	100
525	FM-0061120	Los Angeles	Monrovia Warehouse	19-BA1	2	Electrical-Replace two hundred thirteen (213) T-8 lamps and seventy-one (71) ballasts, Burnt out lights are out are causing a safety issues.	\$ 13,468	\$ 13,468	\$ 11,851	\$ 11,851	\$ (1,617)	88%	FY 17-18	100
526	FM-0061122	Los Angeles	Michael D. Antonovich Antelope Valley Courthouse	19-AZ1	2	HVAC-Replace one (1) VFD motor with new 40hp VFD motor using existing bypass and connecting wires, and perform factory start-up. Existing VFD motor shorted internally and is not working.	\$ 11,854	\$ 8,714	\$ 9,644	\$ 7,089	\$ (1,625)	81%	FY 17-18	73.51
527	FM-0061124	Los Angeles	Edmund D. Edelman Children's Court	19-Q1	2	Elevators- Replace (14) defective emergency backup light batteries in all 14 elevators. Replace (1) defective alarm bell for Elevator#1. All work is to comply with DIRs (Department of Industrial Relations) deadline.	\$ 23,982	\$ 16,785	\$ 19,312	\$ 13,516	\$ (3,269)	81%	FY 17-18	69.99
528	FM-0061129	Los Angeles	Compton Courthouse	19-AG1	1	Plumbing-Toilet leaking in 3rd floor women's public restroom. There are approximately five (5) GL of water on bathroom floor. Water leaked down to the 2nd floor jury assembly room. Six (6) 1' x 1' ceiling tiles were saturated and fell. Approximately 8' x 8' area of hard flooring wet in jury assembly room. Set up containment and drying equipment and disinfected all surfaces. Remove 4 rows of chairs and replace twenty-six (26) carpet squares (108 SF) and re-installed chairs.	\$ 22,889	\$ 15,136	\$ 21,999	\$ 14,548	\$ (589)	96%	FY 17-18	66.13
529	FM-0061134	Los Angeles	Van Nuys Courthouse West	19-AX2	2	HVAC-Replace 4 ton WSHP HVAC unit, T-Stat, and piping/ductwork. Existing unit has failed and is beyond repair, unit is using R-22 refrigerate and parts are obsolete. IT equipment is being cooled by spot coolers. Environmental testing will be required and remediation if testing is positive	\$ 28,795	\$ 23,174	\$ 11,965	\$ 9,629	\$ (13,545)	42%	FY 17-18	80.48
530	FM-0061140	Imperial	Imperial County Courthouse	13-A1	2	HVAC- Replace 3 failed heat exchangers for chillers 1 & 2 with shell & tube type systems to help avoid on-going issues of hard and heavy minerals in the water. Replace 5 failed compressors due to heat exchangers failing and allowing moisture to enter Freon lines and replace 6 failed isolation valves. Work is needed to ensure redundancy during the hot summer months. Only 3 out of 8 compressors are working. System will need to be isolated, recover refrigerant, leak check, charge system, test operations of systems.	\$ 132,345	\$ 132,345	\$ 132,345	\$ 132,345	\$ -	100%	FY 17-18	100



JUDICIAL COUNCIL
OF CALIFORNIA

TRIAL COURT FACILITY MODIFICATION
ADVISORY COMMITTEE

Trial Court Facility Modification
All Completed FMs (List H)
7/1/2017 to 6/30/2018
Meeting Date 7/20/2018

	FM NUMBER	LOCATION	FACILITY NAME	BUILDING ID	PRIORITY	SHORT TITLE	TCFMAC FUNDED COST	FACILITY MODIFICATION PROGRAM SHARE OF TCFMAC FUNDED COST	ACTUAL COST	FACILITY MODIFICATION PROGRAM SHARE OF ACTUAL COST	VARIANCE BETWEEN FUNDED AND ACTUAL (\$)	VARIANCE BETWEEN FUNDED AND ACTUAL (%)	FUND YEAR	FACILITY MODIFICATION PROGRAM BUDGET % OF COST
531	FM-0061141	Mendocino	County Courthouse	23-A1	2	HVAC - Compressor failure on circuit 1 - AHU06. Remove and replace (1) 10 ton compressor, (1) compressor contactor, (1) liquid line filter drier, (1) TXV. Pressure test system to leak check.	\$ 8,592	\$ 8,592	\$ 6,031	\$ 6,031	\$ (2,561)	70%	FY 17-18	100
532	FM-0061143	Santa Clara	Downtown Superior Court	43-B1	2	Plumbing - Replace (5) failed drinking fountains, (5) cold water angel stop on 3 fountains (water shutdown required). Court unable to supply fresh drinking water to occupants (several complaints to the Court).	\$ 9,965	\$ 9,965	\$ 6,976	\$ 6,976	\$ (2,989)	70%	FY 17-18	100
533	FM-0061144	Santa Clara	Downtown Superior Court	43-B1	2	HVAC - Replace (1) failed A/C compressor, (1) new liquid line drier per manufactures recommendation, (1) failed contactor, recharge unit to specifications. Currently affecting courts cooling capacity.	\$ 6,612	\$ 6,612	\$ 3,257	\$ 3,257	\$ (3,355)	49%	FY 17-18	100
534	FM-0061145	Santa Clara	Hall of Justice (East)	43-A1	2	Plumbing - Main water line to domestic pump is leaking - Replace failed approx. (4) feet of 2" copper pipe and (8) fittings - Restore water and test	\$ 6,774	\$ 6,774	\$ 2,844	\$ 2,844	\$ (3,930)	42%	FY 17-18	100
535	FM-0061146	San Bernardino	San Bernardino Courthouse - Annex	36-A2	2	HVAC - Replace failed 15hp VFD on return fan #1. This work is necessary as currently 1 of 2 return fan VFD's has failed; should both return fan VFD's fail Return fan#1 will not effectively be able to pull air through the building.	\$ 7,663	\$ 7,329	\$ 10,407	\$ 9,953	\$ 2,624	136%	FY 17-18	95.64
536	FM-0061148	San Bernardino	Rancho Cucamonga Courthouse	36-F1	2	Elevators, Escalators, & Hoists - Replace failed seismic sensor in Judges elevator #5. This work must be completed as the seismic sensor is continually tripping rendering the elevator inoperable.	\$ 2,855	\$ 2,171	\$ 38	\$ 29	\$ (2,142)	1%	FY 17-18	76.05
537	FM-0061149	Los Angeles	Compton Courthouse	19-AG1	2	Interior finishes-Replace one (1) laminated wood grain door, 35 3/4" x 83 1/8", R/H and three (3) new hinges and re-use lock set. Fire rated door is damaged beyond repair and does not meet fire rating standards	\$ 3,960	\$ 2,619	\$ 1,617	\$ 1,069	\$ (1,549)	41%	FY 17-18	66.13
538	FM-0061150	Los Angeles	Compton Courthouse	19-AG1	2	Vandalism - Elevators, escalators, & hoists-Replace graffiti film on elevators 1-6. Elevator graffiti film has been vandalized.	\$ 4,004	\$ 2,648	\$ 3,547	\$ 2,346	\$ (302)	89%	FY 17-18	66.13
539	FM-0061151	Los Angeles	El Monte Courthouse	19-O1	2	Plumbing - Replace two failed angle stops in snack bar area due to corrosion and possible leak and/or flood if not replaced. Replacement of angle stops will require draining the building down and bleeding restrooms when water is restored.	\$ 5,000	\$ 2,906	\$ 1,932	\$ 1,123	\$ (1,783)	39%	FY 17-18	58.12
540	FM-0061154	Los Angeles	Compton Courthouse	19-AG1	2	Plumbing - Replace one (1) sink and one (1) faucet in Cell F. Sink and faucet are not functioning and are beyond repair.	\$ 5,735	\$ 3,793	\$ 3,141	\$ 2,077	\$ (1,715)	55%	FY 17-18	66.13
541	FM-0061158	Orange	Civil Complex Center ("CXC")	30-A3	2	HVAC - Remove and replace failing 2-ton multi-split rooftop AC unit servicing jury rooms CX-102/103 with new 2-ton Fujitsu unit and two 1-ton indoor wall mount fan coils with Aspen condensate pumps. Current unit has two failed compressors and shorted two lower evap. units and replacement part are unavailable for this 20 yr old equipment. Work includes installation on new Dura-blocks, flushing of existing line sets and installation of extensions, pressure testing, start-up, commissioning of new equipment and use of existing penetrations. Failure to replace this unit will result in jury rooms being unusable and affect proceedings.	\$ 20,067	\$ 20,067	\$ 16,725	\$ 16,725	\$ (3,342)	83%	FY 17-18	100
542	FM-0061160	Los Angeles	Santa Monica Courthouse	19-AP1	2	Plumbing- Domestic Hot Water Pump #3, remove pump, send to shop to replace leaking seals. Seals are leaking due to age and constant use. Danger of complete failure if not addressed immediately.	\$ 5,068	\$ 3,978	\$ 2,231	\$ 1,751	\$ (2,227)	44%	FY 17-18	78.49
543	FM-0061161	Los Angeles	Beverly Hills Courthouse	19-AQ1	2	Elevators, Escalators, & Hoists - Perform inspection of Dumbwaiter, replace relays in controller in attempt to make the equipment operational and permitted for use. Dumbwaiter is currently non-operational and work is required per Preliminary Order.	\$ 11,891	\$ 9,456	\$ 4,118	\$ 3,275	\$ (6,181)	35%	FY 17-18	79.52
544	FM-0061162	San Bernardino	San Bernardino Courthouse	36-A1	2	Elevators, escalators, & hoists-Regulatory Compliance- test seismic derailment wire in the elevator hoistways to ensure the elevators operate as intended under earthquake and other emergency conditions. This work is required under the DIR on the preliminary orders for all 3 elevators. Deadline is 09/11/2017	\$ 6,418	\$ 6,138	\$ 3,843	\$ 3,675	\$ (2,463)	60%	FY 17-18	95.64



JUDICIAL COUNCIL
OF CALIFORNIA

TRIAL COURT FACILITY MODIFICATION
ADVISORY COMMITTEE

Trial Court Facility Modification
All Completed FMs (List H)
7/1/2017 to 6/30/2018
Meeting Date 7/20/2018

FM NUMBER	LOCATION	FACILITY NAME	BUILDING ID	PRIORITY	SHORT TITLE	TCFMAC FUNDED COST	FACILITY MODIFICATION PROGRAM SHARE OF TCFMAC FUNDED COST	ACTUAL COST	FACILITY MODIFICATION PROGRAM SHARE OF ACTUAL COST	VARIANCE BETWEEN FUNDED AND ACTUAL (\$)	VARIANCE BETWEEN FUNDED AND ACTUAL (%)	FUND YEAR	FACILITY MODIFICATION PROGRAM BUDGET % OF COST
545	Fresno	Fresno County Courthouse	10-A1	2	Holding Cell - Sliding door to 3rd floor inmate holding area is broken. Remove holding cell door, remove both broken sliding trolley roller assemblies, install two (2) new sliding trolley roller assemblies, remount door - Sliding door is broken and cell cannot be used.	\$ 2,823	\$ 2,823	\$ 529	\$ 529	\$ (2,294)	19%	FY 17-18	100
546	Los Angeles	Stanley Mosk Courthouse	19-K1	2	Elevators, Escalators, & Hoists - Replace 150ft of failed selector tape for Public Elevator #4. Existing selector tape is damaged/failed, without it the Elevator does not move, work or communicate with the rest of the elevators. Elevator currently out of service.	\$ 8,750	\$ 8,510	\$ 5,883	\$ 5,722	\$ (2,788)	67%	FY 17-18	97.26
547	Los Angeles	Stanley Mosk Courthouse	19-K1	1	Plumbing - Main Drain-line blockage caused (3) toilets to overflow in Women's Public RR. Remediate 200sf of Cat/2 & 3 water loss. Clear 50ft of 2 1/2" drain line & 100ft of 4" drain line. Replace 4sf ceiling tiles, 1sf carpet tile. Perform Environmental testing & set-up barrier containments. Water intrusion affected 2nd flr Snack-Bar, Women's Public RR & 1st flr Sheriff's rm 125.	\$ 25,590	\$ 24,889	\$ 21,660	\$ 21,067	\$ (3,822)	85%	FY 17-18	97.26
548	Solano	Hall of Justice	48-A1	2	Interior finishes - Remove failed Bar doors(4) and pony wall supports(4) in CR 101/102. Install (4) support posts to pony walls and trim to match existing finishes. Install (4) new light weight doors to match existing finishes, with associated closers, pivots, and hardware. - Failed doors are falling off their failed supports	\$ 8,190	\$ 8,190	\$ 5,766	\$ 5,766	\$ (2,424)	70%	FY 17-18	100
549	Alameda	Juvenile Justice Center	01-C3	1	Insurance Reimbursable - Vandalism - Flooding in D401 and D402 as a result of a vandalized sprinkler head in the in-custody holding cell - Extract water from and remove approximately two thousand square feet of carpet - Dehumidify courtroom for approximately forty eight hours - Replace carpet and repair walls	\$ 41,866	\$ 41,866	\$ 33,439	\$ 33,439	\$ (8,427)	80%	FY 17-18	100
550	Los Angeles	Compton Courthouse	19-AG1	1	Elevators, escalators, & hoists - Phone line is down inside all elevators. In the event of entrapment or other emergency, there is no contact possible from within the elevators.	\$ 6,211	\$ 4,107	\$ 4,141	\$ 2,738	\$ (1,369)	67%	FY 17-18	66.13
551	Los Angeles	Downey Courthouse	19-AM1	2	HVAC-Replace one (1) refrigerant monitor. Monitor does not operate properly and would not detect refrigerant leak.	\$ 10,466	\$ 8,694	\$ 6,667	\$ 5,538	\$ (3,156)	64%	FY 17-18	83.07
552	Los Angeles	Stanley Mosk Courthouse	19-K1	1	Plumbing - Urinal, 5th flr Men's Public RR leaked water into the 4th flr pipe chase. Remove (4) urinals to replace total of 8" x 40" (2"x 10" ea urinal) of galvanized drain pipe & nipples. Snake & Re-install urinals. 4th flr, remove/replace 24SF of damaged plaster, patch & paint. Remediate Cat/3 contamination, Perform Environmentl testing, install containments & drying equipment.	\$ 21,298	\$ 20,714	\$ 16,083	\$ 15,642	\$ (5,072)	76%	FY 17-18	97.26
553	Riverside	Family Law Court	33-A1	2	Plumbing - Domestic Water Pump Booster System - Remove and replace failing domestic water pump booster system with new energy efficient system. Work includes replacement of motors, seals, controls, regulators, system pipe repairs, new 25gal hydro pneumatic tank and the installation of two VFDs. Pressure regulators and seals are actively leaking and the pressure in the water piping system of the building is causing Sloan valves to fail and plugging aerators. On multiple occasions, the pumps have been replaced, due to failure, and pipes have leaked resulting in drywall damage. Complete system failure will result in no water for the third floor up and the rooftop chiller resulting in no heating or cooling for the entire building	\$ 58,134	\$ 58,134	\$ 48,857	\$ 48,857	\$ (9,277)	84%	FY 17-18	100
554	Los Angeles	Inglewood Courthouse	19-F1	2	Interior Finishes - Furnish and install (1) Von Duprin Panic Bar with outside trim; re-use the existing cylinder making adjustments to ensure proper operation. Southwest Emergency Exit Door is no longer functional, not rebounding, remaining in depressed position creating a security issue.	\$ 2,819	\$ 2,102	\$ 615	\$ 459	\$ (1,643)	22%	FY 17-18	74.56
555	Los Angeles	Inglewood Courthouse	19-F1	2	Plumbing-Replace (4) Acorn penalware lavatory sinks, and faucets w/air control valves (1st floor cell c, 2nd floor cell c, 4th floor cell b, and 5th floor cell a). Existing sinks are not functioning due to bad valves and are obsolete.	\$ 12,111	\$ 9,030	\$ 11,810	\$ 8,806	\$ (224)	98%	FY 17-18	74.56



JUDICIAL COUNCIL
OF CALIFORNIA

TRIAL COURT FACILITY MODIFICATION
ADVISORY COMMITTEE

Trial Court Facility Modification
All Completed FMs (List H)
7/1/2017 to 6/30/2018
Meeting Date 7/20/2018

FM NUMBER	LOCATION	FACILITY NAME	BUILDING ID	PRIORITY	SHORT TITLE	TCFMAC FUNDED COST	FACILITY MODIFICATION PROGRAM SHARE OF TCFMAC FUNDED COST	ACTUAL COST	FACILITY MODIFICATION PROGRAM SHARE OF ACTUAL COST	VARIANCE BETWEEN FUNDED AND ACTUAL (\$)	VARIANCE BETWEEN FUNDED AND ACTUAL (%)	FUND YEAR	FACILITY MODIFICATION PROGRAM BUDGET % OF COST
556	Solano	Old Solano Courthouse	48-A3	2	HVAC - Programming BAS to allow the return fan to track the supply fan; Mechanically sequence economizer dampers to prevent the supply fan from overdriving the return fan. - Return Fan VFD continuously trips on over-speed, due to faulty BAS programming, causing the building to lose all airflow and all cooling capabilities.	\$ 7,930	\$ 7,930	\$ 5,380	\$ 5,380	\$ (2,550)	68%	FY 17-18	100
557	Los Angeles	Compton Courthouse	19-AG1	1	Plumbing- Condensation leaked onto the 13th floor Chiller room, flooded due to the backed up/covered floor drain. Water penetrated through the concrete floor onto the 12th floor Department Q, affecting and damaging 8 ceiling tiles, 4 square feet of carpet and one audience chair. Erected (4) containments, and all work was performed under a presumed ACM environment.	\$ 31,882	\$ 21,084	\$ 26,507	\$ 17,529	\$ (3,554)	83%	FY 17-18	66.13
558	Los Angeles	Torrance Courthouse	19-C1	2	Interior finishes-Patch 9 SF section of plaster wall and subsequently paint 40 SF wall. Environmental testing and remediation required if testing is positive. Wall was damaged by inmate.	\$ 6,363	\$ 5,417	\$ 3,937	\$ 3,352	\$ (2,065)	62%	FY 17-18	85.14
559	Los Angeles	Whittier Courthouse	19-AO1	2	Exterior Shell - Fire protection-Replace (1) Veeder Root communication keyboard that is connected to the underground fuel tank. Existing keyboard does not work	\$ 6,687	\$ 5,780	\$ 2,271	\$ 1,963	\$ (3,817)	34%	FY 17-18	86.43
560	Los Angeles	Hollywood Courthouse	19-S1	2	Electrical - Replace one (1) defective 365 day programmable mechanical timer to control the building lighting.	\$ 2,955	\$ 2,692	\$ 2,705	\$ 2,464	\$ (228)	92%	FY 17-18	91.09
561	Los Angeles	Downey Courthouse	19-AM1	1	Elevators-Replace (1) worm seal for the only custody elevator in the building. Worm seal is leaking and spraying oil causing the elevator to be non-operational.	\$ 20,483	\$ 20,483	\$ 16,362	\$ 16,362	\$ (4,121)	80%	FY 17-18	100
562	Los Angeles	Santa Monica Courthouse	19-AP1	1	HVAC-Welded (1) thread-o-let, installed (1) new 3/4 threaded nipple, (1) new 3/4 ball valve, (1) Gal. 90 degree elbow and filled water loop and placed system back online. Erected (1) 12x12x7, and (1) 45x15x9 containment on the 1st floor. Erected a total of (7) containments throughout the second floor. Extracted water, tested areas, and completed buildback in all areas. All work performed under category 2 condition containment.	\$ 28,850	\$ 22,644	\$ 67,014	\$ 52,599	\$ 29,955	232%	FY 17-18	78.49
563	Los Angeles	Stanley Mosk Courthouse	19-K1	1	Plumbing - Water supply line leaked in 9th flr kitchen. Water accumulated on ductwork above 8th flr & leaked to 8th flr. Replace (1) P-trap, (1) tail pipe, (1) faucet, & overflow cap. Remediate Cat/3 water contamination. Remove/replace (4) Ceiling tiles; Sanitize (2) light fixtures & 725sf HVAC duct vent. Extract (1) gallon of water & disinfect from hard floor, 256sf. Perform environmental testing, install (1) Decon Chamber w/Drying equipment.	\$ 14,701	\$ 14,298	\$ 11,214	\$ 10,907	\$ (3,391)	76%	FY 17-18	97.26
564	Los Angeles	East Los Angeles Courthouse	19-V1	2	Grounds and parking lot-Remove and replace epoxy in 855 LF of judges' parking lot and 132 LF of the entry way. Existing epoxy is deteriorating and a tripping report has been submitted.	\$ 6,686	\$ 6,686	\$ 3,371	\$ 3,371	\$ (3,315)	50%	FY 17-18	100
565	Santa Barbara	Santa Barbara Jury Assembly Bldg.	42-G1	2	HVAC - Relocate condensate overflow drain lines from interior to exterior to facility - overflow condensate lines spill out into interior presenting a safety slip and fall hazard for Court patrons.	\$ 5,306	\$ 5,306	\$ 2,853	\$ 2,853	\$ (2,453)	54%	FY 17-18	100
566	San Francisco	Civic Center Courthouse	38-A1	2	Fire Protection - replaced failed duct detector and all sensors that have reached its "peak" threshold to avoid additional false alarms. Replace dialer	\$ 19,876	\$ 19,876	\$ 947	\$ 947	\$ (18,929)	5%	FY 17-18	100
567	San Francisco	Hall of Justice	38-B1	2	HVAC **COUNTY MANAGED** - HVAC Distribution System Cleaning (Phase 2) - Circa 1956 HVAC duct work cleaning to remove accumulated dust, deteriorated insulation, and airborne particles causing respiratory and allergen issues with occupants.	\$ 80,480	\$ 18,720	\$ 80,480	\$ 18,720	\$ -	100%	FY 17-18	23.26
568	San Francisco	Hall of Justice	38-B1	2	Roofing **COUNTY MANAGED** - Correct roof water intrusion areas - Multiple minor roofing leaks need to be addressed.	\$ 4,129	\$ 960	\$ 4,129	\$ 960	\$ -	100%	FY 17-18	23.26



JUDICIAL COUNCIL
OF CALIFORNIA

TRIAL COURT FACILITY MODIFICATION
ADVISORY COMMITTEE

Trial Court Facility Modification
All Completed FMs (List H)
7/1/2017 to 6/30/2018
Meeting Date 7/20/2018

FM NUMBER	LOCATION	FACILITY NAME	BUILDING ID	PRIORITY	SHORT TITLE	TCFMAC FUNDED COST	FACILITY MODIFICATION PROGRAM SHARE OF TCFMAC FUNDED COST	ACTUAL COST	FACILITY MODIFICATION PROGRAM SHARE OF ACTUAL COST	VARIANCE BETWEEN FUNDED AND ACTUAL (\$)	VARIANCE BETWEEN FUNDED AND ACTUAL (%)	FUND YEAR	FACILITY MODIFICATION PROGRAM BUDGET % OF COST
569	Los Angeles	Stanley Mosk Courthouse	19-K1	1	Plumbing - Replace Angle Stop on toilet in 3rd Floor Restroom; isolate water leaking into 2nd Floor Room 203; extract water from 6 Sq. Ft. of carpet room 203, rinse and disinfectant 6 Sq. Ft. carpet x 2; set up drying equipment. Known hot environment. Water leaking from 3rd floor Restroom into (4) different locations into 2nd Floor Room 203.	\$ 5,250	\$ 5,250	\$ 2,799	\$ 2,799	\$ (2,451)	53%	FY 17-18	100
570	San Francisco	Civic Center Courthouse	38-A1	2	Fire Protection- Found during annual- Replace failed flow meter and replace packing glands on motor.	\$ 8,986	\$ 8,986	\$ 6,093	\$ 6,093	\$ (2,893)	68%	FY 17-18	100
571	Los Angeles	Clara Shortridge Foltz Criminal Justice Center	19-L1	2	Elevators, escalators, & hoists - Replace failed control module and re-program Freight elevator #14. Existing control module failed & does not communicate to elevator program, causing it to get stuck between floors. Elevator currently out of service.	\$ 4,646	\$ 3,196	\$ 2,266	\$ 1,559	\$ (1,637)	49%	FY 17-18	68.79
572	Los Angeles	Parking Structure Lot 59- Whittier Admin CTR	19-AO2	1	Exterior Finishes - Replace two (2) door handles and locks on set of parking structure storage doors. A transient performed an act of burglary and damaged the door hardware.	\$ 4,985	\$ 4,309	\$ 3,770	\$ 3,258	\$ (1,050)	76%	FY 17-18	86.43
573	Los Angeles	Torrance Courthouse	19-C1	2	Elevators, Escalators, & Hoists- Replace faulty door sensor on Sheriff's Custody Elevator #4. The door sensor is failed allowing the door to close while patrons are entering or exiting the elevator car.	\$ 2,680	\$ 2,282	\$ 252	\$ 215	\$ (2,067)	9%	FY 17-18	85.14
574	Calaveras	Calaveras Superior Court	05-C1	2	Exterior - Replace one approx 4x6ft section of glass balcony panel - Glass has shattered (unknown cause)	\$ 6,231	\$ 6,231	\$ 4,291	\$ 4,291	\$ (1,940)	69%	FY 17-18	100
575	San Bernardino	Barstow Courthouse	36-J1	2	Plumbing - Remediate black water associated with leak from drain line above B1 Chambers. Water has affected 6 ceiling tiles and 30 sq. ft. of carpeting.	\$ 15,822	\$ 15,822	\$ 12,213	\$ 12,213	\$ (3,609)	77%	FY 17-18	100
576	Los Angeles	Glendale Courthouse	19-H1	1	HVAC - Replace (10) leaking HVAC refrigerant values. Recover/recharge system (400lbs) of R-22 refrigerant. The HVAC system was not able to keep the building cool and impacting court operations.	\$ 52,475	\$ 47,511	\$ 70,042	\$ 63,416	\$ 15,905	133%	FY 17-18	90.54
577	Stanislaus	Hall of Records	50-A2	2	HVAC - Restore flow in chiller condenser tubes - condenser tubes discovered to be 50-80% clogged on lower shell.	\$ 4,603	\$ 3,582	\$ 2,439	\$ 1,898	\$ (1,684)	53%	FY 16-17	77.82
578	Mono	Mammoth Lakes Courthouse	26-B2	2	Plumbing - Replace failed 1.5" Ball valve supplying the water softener. Need to drain building of domestic water (no isolation valves in bldg), make repair and pressurize to check leak. Re-insulate pipe and turn water back on and bleed air from building piping. Found water on the Floor of the Mechanical room.	\$ 2,655	\$ 2,655	\$ -	\$ -	\$ (2,655)	0%	FY 17-18	100
579	Merced	Main Merced Courthouse	24-A8	2	HVAC - Replace failed compressors in the existing 115 Ton chiller units on the roof. Chiller compressor #1 is failed, compressor #2 is vibrating badly and shuts off after a short period of time.	\$ 60,962	\$ 60,962	\$ 61,983	\$ 61,983	\$ 1,021	102%	FY 17-18	100
580	Los Angeles	Chatsworth Courthouse	19-AY1	2	Elevators - Replace (1) elevator call button circuit board for (4) public elevators. Board has failed causing the elevator not to provide access to the upper levels of the courthouse.	\$ 5,728	\$ 4,800	\$ 2,829	\$ 2,371	\$ (2,429)	49%	FY 17-18	83.8
581	San Diego	North County Regional Center - North	37-F2	2	Plumbing - Replace Wall hung toilet in staff restroom in Court Holding. Toilet is cracked, leaks and the mounting integrity had been compromised. Toilet is no longer safe to use.	\$ 2,174	\$ 2,174	\$ 64	\$ 64	\$ (2,110)	3%	FY 17-18	100
582	Tulare	South County Justice Center	54-I1	2	Grounds - Saw cut 12 sq ft trench area into existing concrete at back entry door, excavate and remove trench debris, form and pour back trench with new added deco-drain, and install new commercial threshold at door for water stop - To prevent ground water from coming up into the building during the rainy season. Previous efforts to waterproof the door area and frame have not prevented water intrusion as the ground water is not draining away from the building.	\$ 6,376	\$ 6,376	\$ 3,581	\$ 3,581	\$ (2,795)	56%	FY 17-18	100



JUDICIAL COUNCIL
OF CALIFORNIA

TRIAL COURT FACILITY MODIFICATION
ADVISORY COMMITTEE

Trial Court Facility Modification
All Completed FMs (List H)
7/1/2017 to 6/30/2018
Meeting Date 7/20/2018

	FM NUMBER	LOCATION	FACILITY NAME	BUILDING ID	PRIORITY	SHORT TITLE	TCFMAC FUNDED COST	FACILITY MODIFICATION PROGRAM SHARE OF TCFMAC FUNDED COST	ACTUAL COST	FACILITY MODIFICATION PROGRAM SHARE OF ACTUAL COST	VARIANCE BETWEEN FUNDED AND ACTUAL (\$)	VARIANCE BETWEEN FUNDED AND ACTUAL (%)	FUND YEAR	FACILITY MODIFICATION PROGRAM BUDGET % OF COST
583	FM-0061240	Riverside	Family Law Court	33-A1	2	AC - Remove and replace failed exhaust fan that services Northwest restrooms, on all five floors including judge's chambers. The motor is beyond repair and requires replacement. Work includes replacement of the motor, pulley, and two AX-45 belts. Failure to address will leave this wing of the building unable to vent restroom exhaust.	\$ 2,011	\$ 2,011	\$ 922	\$ 922	\$ (1,089)	46%	FY 17-18	100
584	FM-0061241	Los Angeles	Central Arraignment Courts	19-U1	2	County Managed - Fire Protection - Remove/replace Fire Alarm parts that currently not working. The Fire alarm system is out of code compliance due to off line annunciators.	\$ 4,061	\$ 4,061	\$ 4,060	\$ 4,060	\$ (1)	100%	FY 17-18	100
585	FM-0061242	San Diego	East County Regional Center	37-I1	1	HVAC - AHU #1 has stopped working, affecting the temperature in the jury lounge, jury services room, and the main lobby.	\$ 3,500	\$ 3,500	\$ 2,017	\$ 2,017	\$ (1,483)	58%	FY 17-18	100
586	FM-0061244	Los Angeles	Norwalk Courthouse	19-AK1	1	Interior Finishes - Replace (2) damaged 1'x1' ceiling tiles that fell near the exit of the building, causing a fire/life safety concern. The ceiling tile mastic and plenum area above is a known hot for ACM. Set-up containment, perform environmental testing and environmental cleaning.	\$ 12,549	\$ 10,670	\$ 6,380	\$ 5,425	\$ (5,246)	51%	FY 17-18	85.03
587	FM-0061246	Los Angeles	Edmund D. Edelman Children's Court	19-Q1	1	Plumbing - Replace (1) defective wax ring, 4 feet x 4 feet of drywall, set-up containment, remediation, and perform environmental testing and cleaning in the 2nd Floor Men's Public restroom toilet. Water leaked down to the first floor.	\$ 22,989	\$ 16,090	\$ 12,443	\$ 8,709	\$ (7,381)	54%	FY 17-18	69.99
588	FM-0061248	Los Angeles	Edmund D. Edelman Children's Court	19-Q1	2	HVAC-Replace one (1) damaged 50Hp ABB VFD and one (1) mag starter for condenser pump #1. The pump is currently not in operation.	\$ 10,638	\$ 7,446	\$ 8,700	\$ 6,089	\$ (1,356)	82%	FY 17-18	69.99
589	FM-0061249	San Francisco	Civic Center Courthouse	38-A1	2	Fire Protection - replaced failed duct detectors (2), photo sensors (12), strobes(4) and dialer; Failed fire devices are causing false alarms and evacuations.	\$ 19,876	\$ 19,876	\$ 14,851	\$ 14,851	\$ (5,025)	75%	FY 17-18	100
590	FM-0061250	Los Angeles	Michael D. Antonovich Antelope Valley Courthouse	19-AZ1	2	Security - Replace five (5) 40ft. Cornell Large flat slats and one (1) 40ft. double angle bottom bar with safety edge. Forklift and scissor lift rental is needed to move roll up door and replace damaged slats. Bus hit sally port gate and damaged it.	\$ 11,334	\$ 11,334	\$ 8,130	\$ 8,130	\$ (3,204)	72%	FY 17-18	100
591	FM-0061252	Los Angeles	Stanley Mosk Courthouse	19-K1	2	Exterior shell - Replace 1,946LF of 2" anti-skid tape on leading edge of exterior steps leading to the front entrance of the courthouse. Existing anti-strip is severely deteriorated making the steps slippery when wet & a slip hazard.	\$ 7,966	\$ 7,748	\$ 5,221	\$ 5,078	\$ (2,670)	66%	FY 17-18	97.26
592	FM-0061253	Los Angeles	Stanley Mosk Courthouse	19-K1	1	Plumbing - Toilet overflow causing Cat/3 water intrusion & contamination, 5th flr Men's Staff RR to 4th flr Family Law rm 426. Remediate 56sf cat/3 contaminated hard surface & replace 4sf ceiling tiles. Install (2) containments & drying equipment. Perform Environmental testing.	\$ 18,330	\$ 17,828	\$ 14,443	\$ 14,047	\$ (3,780)	79%	FY 17-18	97.26
593	FM-0061254	Los Angeles	Michael D. Antonovich Antelope Valley Courthouse	19-AZ1	2	Fire protection - Replace defective (1) pre-action system air compressor. Air compressor is no longer functional and equipment is end of life.	\$ 2,976	\$ 2,188	\$ 545	\$ 401	\$ (1,787)	18%	FY 17-18	73.51
594	FM-0061255	Los Angeles	Michael D. Antonovich Antelope Valley Courthouse	19-AZ1	2	HVAC-Replace one (1) oil pump and gasket kit on Chiller #1. Oil pump has failed and chiller is non-operational. Chiller needs additional 300 pounds of R123 Refrigerant to bring to 100% capacity	\$ 13,691	\$ 10,078	\$ 16,727	\$ 12,313	\$ 2,235	122%	FY 17-18	73.61
595	FM-0061256	Los Angeles	Van Nuys Courthouse West	19-AX2	2	Interior finishes - Replace ten (10) 18" data floor covers with custom cut floor covers. Covers no longer seat evenly due to settling of building and age of covers and are a tripping hazard. Court has documentation of personal tripping.	\$ 11,697	\$ 11,697	\$ 8,128	\$ 8,128	\$ (3,569)	69%	FY 17-18	100
596	FM-0061257	Los Angeles	Michael D. Antonovich Antelope Valley Courthouse	19-AZ1	2	HVAC-Replace one (1) p-66 fan speed control capillary tube. Replenish twenty-five (25) Lbs. of R-22 refrigerant to system. System lost all refrigerant due to failed capillary tube, causing unit to fail.	\$ 2,800	\$ 2,058	\$ 704	\$ 518	\$ (1,541)	25%	FY 17-18	73.51



JUDICIAL COUNCIL
OF CALIFORNIA

TRIAL COURT FACILITY MODIFICATION
ADVISORY COMMITTEE

Trial Court Facility Modification
All Completed FMs (List H)
7/1/2017 to 6/30/2018
Meeting Date 7/20/2018

	FM NUMBER	LOCATION	FACILITY NAME	BUILDING ID	PRIORITY	SHORT TITLE	TCFMAC FUNDED COST	FACILITY MODIFICATION PROGRAM SHARE OF TCFMAC FUNDED COST	ACTUAL COST	FACILITY MODIFICATION PROGRAM SHARE OF ACTUAL COST	VARIANCE BETWEEN FUNDED AND ACTUAL (\$)	VARIANCE BETWEEN FUNDED AND ACTUAL (%)	FUND YEAR	FACILITY MODIFICATION PROGRAM BUDGET % OF COST
597	FM-0061258	Los Angeles	Chatsworth Courthouse	19-AY1	2	Electrical-Replace one (1) operator, one (1) safety edge, one (1) take up reel, two (2) loop detectors, and two (2) detector wire harnesses for Judges' security gate. Motor and safety guard are not functioning	\$ 9,283	\$ 7,779	\$ 6,393	\$ 5,357	\$ (2,422)	69%	FY 17-18	83.8
598	FM-0061259	Los Angeles	Whittier Courthouse	19-AO1	2	Elevators -Replace one (1) pump motor and one (1) starter for the custody elevator. Existing motor and starter have failed and elevator is not in operation	\$ 12,134	\$ 12,134	\$ 8,608	\$ 8,608	\$ (3,526)	71%	FY 17-18	100
599	FM-0061260	Los Angeles	El Monte Courthouse	19-O1	2	Elevators - Replace defective door rollers, contacts, and interlocks for elevator #2. Elevator#2 is not operational.	\$ 3,450	\$ 2,005	\$ 1,201	\$ 698	\$ (1,307)	35%	FY 17-18	58.12
600	FM-0061261	Los Angeles	Downey Courthouse	19-AM1	2	Exterior shell - Remove and replace defective backing and self-leveling expansion joint caulking in areas where it is failing (900 linear feet) around the building. The defective areas are allowing water to penetrate into the building and sub-floor of the building.	\$ 11,219	\$ 9,390	\$ 8,116	\$ 6,793	\$ (2,597)	72%	FY 17-18	83.7
601	FM-0061263	Los Angeles	Pomona Courthouse South	19-W1	2	Interior finishes - Replace twenty-eight (28) light switches with locking toggle switches, sixty-five (65) outlets with GFCI outlets in all restrooms. State Fire Marshal Correction Notice	\$ 7,152	\$ 6,518	\$ 4,797	\$ 4,372	\$ (2,146)	67%	FY 17-18	91.14
602	FM-0061264	San Diego	East County Regional Center	37-11	2	Interior Finishes - Cut six joints and inject adhesive around perimeter of approx. 100 sq. ft. of quarry tile floor that are loose; inject 5/8 inches of liquid expansion joints around all sides of tile floor. This will allow for thermal loading and seismic activity. Approx. 100 sq. ft. of quarry tile has lifted from the floor on the first level lobby area.	\$ 4,346	\$ 2,943	\$ 4,260	\$ 2,884	\$ (58)	98%	FY 17-18	67.71
603	FM-0061265	San Diego	East County Regional Center	37-11	1	Elevators, Escalators, & Hoists - Replace tach coupler and restored hoist motor. Elevator #10 was stuck between floors 3 & 4, with one entrapment.	\$ 2,645	\$ 1,791	\$ 497	\$ 337	\$ (1,454)	19%	FY 17-18	67.71
604	FM-0061266	Los Angeles	East Los Angeles Courthouse	19-V1	2	Plumbing-Replace thirteen (13) damaged drinking fountains throughout courthouse. Public and employee drinking fountains are non-operational and out of compliance. Existing fountains are 25 years old and all parts are obsolete.	\$ 61,404	\$ 47,723	\$ 39,169	\$ 30,442	\$ (17,281)	64%	FY 17-18	77.72
605	FM-0061268	Orange	North Justice Center	30-C1	2	Grounds and Parking Lot - Pot Holes - Remediate 10 pot holes (approximate 1ft x 1ft each) throughout the parking lot of the courthouse, some more than a 3" deep. The pot holes have created a safety hazard to those walking through and have resulted in one employee sustaining a flat tire. Additionally, the Court has received numerous complaints of employees nearly falling as a result of tripping in the holes.	\$ 6,100	\$ 5,509	\$ 5,834	\$ 5,269	\$ (240)	96%	FY 17-18	90.31
606	FM-0061270	Merced	Main Merced Courthouse	24-A8	2	Electrical - Provide all materials and labor for to replace failed surge protector on breaker panel - The surge protector has stopped working need to be replace. The surge protector protects two electrical panels from electrical surges	\$ 6,452	\$ 6,452	\$ 3,648	\$ 3,648	\$ (2,804)	57%	FY 17-18	100
607	FM-0061271	Los Angeles	Clara Shortridge Foltz Criminal Justice Center	19-L1	2	Elevators, Escalators, & Hoists - Replace Car Top Encoder, Leveling System Boards, & AP Traps on Judge's Elevator #17. Existing equipment having trouble communicating with computer causing elevator to get stuck between 1st Floor and P-Level on multiple occasions.	\$ 29,501	\$ 20,294	\$ 24,389	\$ 16,777	\$ (3,517)	83%	FY 17-18	68.79
608	FM-0061272	Santa Clara	Morgan Hill Courthouse	43-N1	2	Interior Finishes - Replace (1) failed door frame and floor sweep. Hinge side is ripping off the frame. Demo sheetrock from door jamb for access mounting tabs. Safety and security risk.	\$ 5,316	\$ 5,316	\$ 2,487	\$ 2,487	\$ (2,829)	47%	FY 17-18	100
609	FM-0061273	Los Angeles	El Monte Courthouse	19-O1	2	Elevators- Replace (2) generator brushes on elevators 4 and 5. Brushes are defective and need to be replaced.	\$ 3,211	\$ 3,211	\$ 989	\$ 989	\$ (2,222)	31%	FY 17-18	100
610	FM-0061275	Los Angeles	Van Nuys Courthouse West	19-AX2	1	HVAC - Rebuild HVAC chiller#1. Chiller#1 is not operational and Chiller#2 is not able to currently carry the HVAC load for the building. Southern California is currently experiencing a heat wave. Rebuild Compressor, Economizer, Suction Elbow, Inlet Guide Vanes, Rotor Shaft, 1st & 2nd stage suction covers, 2nd & 3rd stage diffusers, thrust bearings, rotor bar, stator windings, and motor.	\$ 121,000	\$ 97,381	\$ 103,365	\$ 83,188	\$ (14,193)	85%	FY 17-18	80.48



JUDICIAL COUNCIL
OF CALIFORNIA

TRIAL COURT FACILITY MODIFICATION
ADVISORY COMMITTEE

Trial Court Facility Modification
All Completed FMs (List H)
7/1/2017 to 6/30/2018
Meeting Date 7/20/2018

	FM NUMBER	LOCATION	FACILITY NAME	BUILDING ID	PRIORITY	SHORT TITLE	TCFMAC FUNDED COST	FACILITY MODIFICATION PROGRAM SHARE OF TCFMAC FUNDED COST	ACTUAL COST	FACILITY MODIFICATION PROGRAM SHARE OF ACTUAL COST	VARIANCE BETWEEN FUNDED AND ACTUAL (\$)	VARIANCE BETWEEN FUNDED AND ACTUAL (%)	FUND YEAR	FACILITY MODIFICATION PROGRAM BUDGET % OF COST
611	FM-0061276	Los Angeles	Stanley Mosk Courthouse	19-K1	1	HVAC - Clogged condensation drain line overflowed from drain pan into rm 325A. Remediate 2'x4' storage shelf & 6'x8' cement area of Cat/2 contamination. Clear condensation drain line from the booster cooling coil for AHU-S9. Perform environmental testing, install containment & drying equipment.	\$ 12,225	\$ 11,890	\$ 5,541	\$ 5,389	\$ (6,501)	45%	FY 17-18	97.26
612	FM-0061277	Solano	Hall of Justice	48-A1	2	HVAC - Remove and replace (3) failed AHU HHW coils. Coils are under warranty; LOTO affected AHUs and drain down coils, capturing water for re-use on landscaping; Remove piping connections and failed coils. Install new coils and reconnect piping. Refill and purge air. Verify no leaks and re-insulate lines - Coils are leaking due to manufacturing defects.	\$ 3,940	\$ 3,940	\$ 1,731	\$ 1,731	\$ (2,209)	44%	FY 17-18	100
613	FM-0061278	Los Angeles	Alhambra Courthouse	19-I1	2	Elevators, Escalators, & Hoists - Remove & replace failed oil seals on Elevators #1 motor: spraying oil on elevator mechanical room floor. Work discovered during recent schedule PM; work needed to keep elevators fully operational and compliant.	\$ 13,200	\$ 11,352	\$ 9,861	\$ 8,480	\$ (2,872)	75%	FY 16-17	86
614	FM-0061279	Riverside	Larson Justice Center	33-C1	2	Fire Protection - Remove and replace the failed Fire Fly drop down curtain controller. The controller controls the overhead drop down fire curtains that seal off the windows that separate the Court clerks from the public. Currently, the windows require manual operation. Without replacement of this vital component to the fire life safety system the building is in violation and will not pass inspection.	\$ 6,723	\$ 5,433	\$ 5,424	\$ 4,383	\$ (1,050)	81%	FY 17-18	80.81
615	FM-0061281	Orange	Central Justice Center	30-A1	2	Elevators, Escalators and Hoists - Remove and replace two traveling cables in Elevator #6. There have been numerous elevator entrapments and malfunctions on this unit. The elevator contractor has found multiple damage areas along the traveling cables and has identify this as a possible cause of the problems. This elevator serves mainly Judges on the tower side of the building, the multiple entrapments are a safety concern and it is causing significant disruption to court proceedings.	\$ 22,126	\$ 20,172	\$ 18,154	\$ 16,551	\$ (3,621)	82%	FY 17-18	91.17
616	FM-0061284	Orange	Central Justice Center	30-A1	2	Plumbing - Remove and replace sewage pipe and fittings that are deteriorated and causing multiple clogs. The pipes have large amount of build up and the configuration of the fittings make it very difficult to unclogged the lines, failure to resolve these continuing issues will cause disruption to the cafeteria, Courtroom C1 below, executive offices and the black stone room.	\$ 9,417	\$ 8,585	\$ 8,119	\$ 7,402	\$ (1,183)	86%	FY 17-18	91.17
617	FM-0061285	Los Angeles	Edmund D. Edelman Children's Court	19-Q1	2	Interior Finishes - SFM Correction notice -Install Fire caulk (3-walls, 4 conduits) penetration. Drain fire sprinkler system and replace (1) damaged fire sprinkler and escutcheon.	\$ 4,811	\$ 3,367	\$ 787	\$ 551	\$ (2,816)	16%	FY 17-18	69.99
618	FM-0061286	Los Angeles	Bellflower Courthouse	19-AL1	1	Elevators - The fire department damaged the only custody elevator when removing a entrapped individual. Impacting court operations. Replaced (1ea) damaged Door Operator, Door Hangers, Rollers and Associated Hangers, Car Header, and Car Clutch..	\$ 15,289	\$ 11,916	\$ 3,989	\$ 3,109	\$ (8,807)	26%	FY 17-18	77.94
619	FM-0061287	Del Norte	Del Norte County Superior Court	08-A1	2	HVAC - Exhaust fan replacement - remove and replace failed .20hp in line duct exhaust fan assembly for the NE section of building. Make and replace inline duct connection, install electrical disconnect. Install and new mounting straps for duct work and fan assembly. Start up and test.	\$ 2,316	\$ 1,419	\$ -	\$ -	\$ (1,419)	0%	FY 17-18	61.27
620	FM-0061288	Los Angeles	Torrance Courthouse	19-C1	1	Interior Finishes - Extracted 4 gallons of water from carpet and tile floor, cleaned, disinfected 170 Sq. Ft. of Carpet, and set up drying equipment. Water found on floor from an unknown source. ABM and remediation vendor searched for any source found no fixtures or pipes leaking. Suspected leak is a nearby drinking fountain that may have remained opened after staff use.	\$ 3,814	\$ 3,247	\$ 1,559	\$ 1,327	\$ (1,920)	41%	FY 17-18	85.14



JUDICIAL COUNCIL
OF CALIFORNIA

TRIAL COURT FACILITY MODIFICATION
ADVISORY COMMITTEE

Trial Court Facility Modification
All Completed FMs (List H)
7/1/2017 to 6/30/2018
Meeting Date 7/20/2018

	FM NUMBER	LOCATION	FACILITY NAME	BUILDING ID	PRIORITY	SHORT TITLE	TCFMAC FUNDED COST	FACILITY MODIFICATION PROGRAM SHARE OF TCFMAC FUNDED COST	ACTUAL COST	FACILITY MODIFICATION PROGRAM SHARE OF ACTUAL COST	VARIANCE BETWEEN FUNDED AND ACTUAL (\$)	VARIANCE BETWEEN FUNDED AND ACTUAL (%)	FUND YEAR	FACILITY MODIFICATION PROGRAM BUDGET % OF COST
621	FM-0061289	San Bernardino	Barstow Courthouse	36-J1	1	HVAC - Perform initial ACM, LBP, and microbial testing of affected area in 1st floor public hallway and above the ceiling. Set up containment (approximately 10ft X 10ft), remediate water from floor, remove affected ceiling tiles, and install drying equipment. Upon completion of clearance testing, replace approximately (5) ceiling tiles. This work is necessary in order to restore the public hallway to service.	\$ 12,875	\$ 12,875	\$ 13,335	\$ 13,335	\$ 460	104%	FY 17-18	100
622	FM-0061291	Sacramento	Gordon Schaber Sacramento Superior Court	34-A1	1	Plumbing - Replace failed toilet where its tank cracked during the night and flooded Dept 15 & 14 - Includes extracting water from and dehumidifying approximately 1000 square feet of carpet and inspecting and moisture testing of affected walls behind baseboard.	\$ 16,810	\$ 16,810	\$ 11,304	\$ 11,304	\$ (5,506)	67%	FY 17-18	100
623	FM-0061292	Los Angeles	San Fernando Courthouse	19-AC1	2	Elevators, Escalators, & Hoists - Elevators 1,2,3,4,5,6 & 7 replace all bushings found to be worn during regular PM inspection.	\$ 6,056	\$ 5,051	\$ 1,136	\$ 948	\$ (4,104)	19%	FY 17-18	83.41
624	FM-0061293	Alameda	Wiley W. Manuel Courthouse	01-B3	1	Fire Protection - Sprinkler System - Replace failed head which created a small leak in the Courtroom - Premium time afterhours response	\$ 3,121	\$ 2,615	\$ 3,121	\$ 2,615	\$ -	100%	FY 17-18	83.8
625	FM-0061294	Los Angeles	Glendale Courthouse	19-H1	1	HVAC - Replace (6) damaged mixing box actuators 2nd Floor Courtrooms Dept. D, Dept. E, Rooms 227, 279, Annex Department 5, DA's Corridor. The building HVAC is not able to cool those areas specific areas at this time and impacting court day to day operations.	\$ 52,425	\$ 47,466	\$ 52,987	\$ 47,974	\$ 509	101%	FY 17-18	90.54
626	FM-0061295	Los Angeles	Compton Courthouse	19-AG1	2	Furniture and Equipment - Replace 16 SF of laminate on desk for witness box. Remove existing laminate, prepare surface by filling holes, sand, and apply new laminate. Edge banding is coming off causing a health and safety concern due to sharp edges to staff.	\$ 5,538	\$ 3,662	\$ 3,050	\$ 2,017	\$ (1,645)	55%	FY 17-18	66.13
627	FM-0061296	Los Angeles	Compton Courthouse	19-AG1	2	Interior Finishes - Replace (14) damaged/broken jury chairs that are beyond repair. Chairs are cracked, splitting, broken & ready to fail compromising safety integrity. (1) Broken chair has been	\$ 12,046	\$ 7,966	\$ 8,124	\$ 5,372	\$ (2,594)	67%	FY 17-18	66.13
628	FM-0061299	Contra Costa	Wakefield Taylor Courthouse	07-A2	2	HVAC - replace 18' of failed 3" piping on the boiler; Install (1) 3" flange, (1) 3" "T" and (1) 3" cap; Install new insulation for piping and fittings; All labor to be done off hours - Existing pipe is corroded and leaks in multiple locations.	\$ 13,066	\$ 13,066	\$ 9,199	\$ 9,199	\$ (3,867)	70%	FY 17-18	100
629	FM-0061301	Los Angeles	Compton Courthouse	19-AG1	2	HVAC-Replace one (1) 40 Hp ABB VFD for AHU 10. Perform factory authorized start-up and verify operations. VFD has failed and unable to regulate temperature automatically.	\$ 12,046	\$ 7,966	\$ 7,584	\$ 5,015	\$ (2,951)	63%	FY 17-18	66.13
630	FM-0061304	San Bernardino	San Bernardino Justice Center	36-R1	2	Interior Finishes - Secure water leak on supply line in wall behind 4th floor janitors closet. Set up drying containments and install fans to dry out affected walls in 4th fl, 3rd fl, and 1st fl janitors closets. Install access panel in 4th floor janitor closet wall to access piping and secure leak. Build back approximately 30SF of wall in 4th floor janitors closet. This work is necessary to restore areas to proper working order.	\$ 9,466	\$ 9,466	\$ 6,555	\$ 6,555	\$ (2,911)	69%	FY 17-18	100
631	FM-0061305	Los Angeles	Compton Courthouse	19-AG1	2	Fire protection-Replace one (1) 12-24v 10 Amp battery charger for emergency generator #2. Battery charger has failed, causing batteries to fail, and generator will not properly operate during emergency.	\$ 3,106	\$ 2,054	\$ 411	\$ 272	\$ (1,782)	13%	FY 17-18	66.13
632	FM-0061307	Los Angeles	Central Arraignment Courts	19-U1	2	Interior Finishes - Remove and replace 15SF of broken wood counter top in Attorney Interview room 80, 81 including wood frame and Formica sheeting. Place supporting brackets for additional support. Inmates have damaged existing countertop.	\$ 6,272	\$ 6,272	\$ 5,005	\$ 5,005	\$ (1,267)	80%	FY 17-18	100
633	FM-0061308	Los Angeles	East Los Angeles Courthouse	19-V1	2	Vandalism - Remove and replace Graffiti film from 7 windows 45 Sq. Ft. each total 315 Sq. Ft. Existing Graffiti Film damaged with gang signs.	\$ 2,519	\$ 1,958	\$ 2,126	\$ 1,652	\$ (305)	84%	FY 17-18	77.72
634	FM-0061310	Los Angeles	Stanley Mosk Courthouse	19-K1	2	HVAC - Replace one (1) 230/460V 10 Hp motor for AHU17. Motor burned out and there is no air to several rooms.	\$ 3,666	\$ 3,566	\$ 1,533	\$ 1,491	\$ (2,075)	42%	FY 17-18	97.26



JUDICIAL COUNCIL
OF CALIFORNIA

TRIAL COURT FACILITY MODIFICATION
ADVISORY COMMITTEE

Trial Court Facility Modification
All Completed FMs (List H)
7/1/2017 to 6/30/2018
Meeting Date 7/20/2018

	FM NUMBER	LOCATION	FACILITY NAME	BUILDING ID	PRIORITY	SHORT TITLE	TCFMAC FUNDED COST	FACILITY MODIFICATION PROGRAM SHARE OF TCFMAC FUNDED COST	ACTUAL COST	FACILITY MODIFICATION PROGRAM SHARE OF ACTUAL COST	VARIANCE BETWEEN FUNDED AND ACTUAL (\$)	VARIANCE BETWEEN FUNDED AND ACTUAL (%)	FUND YEAR	FACILITY MODIFICATION PROGRAM BUDGET % OF COST
635	FM-0061312	Los Angeles	San Fernando Courthouse	19-AC1	2	Grounds and parking lot- Fill in separations in concrete going from steps to landing at the front entrance. Tiles are broken and concrete cracked and uneven, a tripping report has been documented by the sheriffs.	\$ 2,401	\$ 2,003	\$ 268	\$ 224	\$ (1,779)	11%	FY 17-18	83.41
636	FM-0061313	Los Angeles	Van Nuys Courthouse East	19-AX1	1	Plumbing - Replaced 15 ceiling tiles. Cleared main line stoppage on 3rd floor Department P Chambers toilet causing sewage overflowing thru out 3rd floor and leaking to the lower 2nd floor. About 200 gallons of sewage had spilled in the impact areas. Set-up containment, remediation, and environmental testing and cleaning.	\$ 68,350	\$ 61,337	\$ 73,532	\$ 65,988	\$ 4,650	108%	FY 17-18	89.74
637	FM-0061316	Stanislaus	Hall of Records	50-A2	2	Plumbing - Flooding in AHU Penthouse water was across penthouse floor and went through 4th and 3rd floors	\$ 6,082	\$ 2,845	\$ 3,353	\$ 1,568	\$ (1,276)	55%	FY 17-18	46.77
638	FM-0061317	Los Angeles	Inglewood Juvenile Court	19-E1	1	Roof - Erected (1) 7x8x12 and (1) 80x30 containment with 2-stage decontamination chambers. Environmental testing/sampling conducted in all affected areas, and all work performed in a known ACM environment. Patched approximately 600 linear ft. of roof, and (8) roof drains to avoid further leaks in the area. RM 242, 2'x 3' section of drywall replaced. 140sq ft. patched, prepped and sanded. Womens Public Restroom 4'x4' area patched, sanded and painted a 750 sq.ft area. Water leak caused by rainwater leaking through roof.	\$ 18,500	\$ 14,944	\$ 17,709	\$ 14,305	\$ (639)	96%	FY 17-18	80.78
639	FM-0061318	Kings	New Hanford Courthouse	16-A5	2	Interior Finishes - Remove and dispose of mold located in plumbing chase behind 4th floor public drinking fountain. Forensic Analytical to approve scope and provide final air clearance - Plumbing for drinking fountain drain was disconnected, allowing water to leak behind the wall.	\$ 6,500	\$ 6,500	\$ 6,910	\$ 6,910	\$ 410	106%	FY 17-18	100
640	FM-0061319	Riverside	Southwest Justice Center	33-M1	2	Grounds and Parking Lot - Irrigation controllers. Remove and replace one 46-station Irritrol irrigation controller that has failed. Attempts to restart and reprogram this unit have proved unsuccessful. Failure to replace this unit will result in loss of plant material, which would greatly exceed replacing controller.	\$ 3,430	\$ 2,621	\$ 2,507	\$ 1,915	\$ (705)	73%	FY 17-18	76.4
641	FM-0061322	Los Angeles	San Fernando Courthouse	19-AC1	2	Grounds and Parking Lot - Restore asphalt condition in approximately 3,300 LF of cracks in asphalt and fill in cracks in the jury parking lot. Large cracks will be filled with asphalt and then rolled. Small cracks will be filled with crack filler. Court Management has completed (4) incident reports of staff injuries.	\$ 15,336	\$ 12,792	\$ 39,464	\$ 32,917	\$ 20,125	257%	FY 17-18	83.41
642	FM-0061323	San Bernardino	Fontana Courthouse	36-C1	2	Plumbing - Replace 2 1/2in leaking domestic supply line valve. Valve has failed and water is leaking.	\$ 3,500	\$ 2,876	\$ 761	\$ 625	\$ (2,251)	22%	FY 17-18	82.17
643	FM-0061324	San Bernardino	San Bernardino Justice Center	36-R1	2	Elevators, Escalators, & Hoists - Shorten governor rope on public elevator's #'s 1 through 6. Rope has stretched too much causing a fault on elevator 3. Elevator is currently out of service until the governor rope can be shortened. Elevators 4 and 5 are at their limit and elevators 1, 2, and 6 are nearly at their limit. This work is necessary as the elevators will need to be locked out for safety reasons if the work is not completed in the very near future.	\$ 13,208	\$ 13,208	\$ 5,747	\$ 5,747	\$ (7,461)	44%	FY 17-18	100
644	FM-0061325	Los Angeles	Michael D. Antonovich Antelope Valley Courthouse	19-AZ1	2	Elevators, escalators, & hoists-Replace one (1) PI circuit board for public elevator #1. Existing board is bad and elevator is not working.	\$ 5,755	\$ 4,231	\$ 3,253	\$ 2,391	\$ (1,839)	57%	FY 17-18	73.51
645	FM-0061327	Solano	Hall of Justice	48-A1	2	Interior Finishes - Remove failed hardware; Install new, adapter plate, lockset and cover plates; work to be done off hours - Door hardware has failed. Door cannot be secured. Existing hardware is obsolete. Attempts to repair the existing have not been successful.	\$ 3,213	\$ 3,213	\$ 1,043	\$ 1,043	\$ (2,170)	32%	FY 17-18	100



JUDICIAL COUNCIL
OF CALIFORNIA

TRIAL COURT FACILITY MODIFICATION
ADVISORY COMMITTEE

Trial Court Facility Modification
All Completed FMs (List H)
7/1/2017 to 6/30/2018
Meeting Date 7/20/2018

	FM NUMBER	LOCATION	FACILITY NAME	BUILDING ID	PRIORITY	SHORT TITLE	TCFMAC FUNDED COST	FACILITY MODIFICATION PROGRAM SHARE OF TCFMAC FUNDED COST	ACTUAL COST	FACILITY MODIFICATION PROGRAM SHARE OF ACTUAL COST	VARIANCE BETWEEN FUNDED AND ACTUAL (\$)	VARIANCE BETWEEN FUNDED AND ACTUAL (%)	FUND YEAR	FACILITY MODIFICATION PROGRAM BUDGET % OF COST
646	FM-0061328	San Diego	Department 9 Trailer	37-E3	2	Exterior Shell - Construct vent opening in wall of existing modular unit, approximately the same size as existing vent opening. Install 12in x 24in x 32in custom 16 gauge stainless steel vent cover. Vent relocation needed to prevent/eliminate water from building up in crawl space under D-9 Trailer as recommended by Paul Menard	\$ 10,094	\$ 10,094	\$ 8,837	\$ 8,837	\$ (1,257)	88%	FY 17-18	100
647	FM-0061329	Los Angeles	Whittier Courthouse	19-AO1	1	Elevators - Replace (2) defective breakers on all public elevators. The court personal use these elevators daily at this closed facility.	\$ 4,500	\$ 3,889	\$ 6,060	\$ 5,238	\$ 1,348	135%	FY 17-18	86.43
648	FM-0061330	Los Angeles	Hollywood Courthouse	19-S1	2	Electrical - Replace one (1) radiator for emergency generator. Remove and replace coolant and properly dispose of old coolant. Radiator leaks and could cause overheating for emergency generator in the event of a power outage.	\$ 5,650	\$ 5,192	\$ 4,645	\$ 4,269	\$ (924)	82%	FY 17-18	91.9
649	FM-0061331	Imperial	Imperial County Courthouse	13-A1	2	Plumbing - Repair/encapsulate sewer vent pipe emitting gas smell, provide inspection of all plumbing lines in attic space. Provide access hatch to help seal off future smells at attic to work space. Install industrial vent with duct from attic location to exterior north wall to assist with future smells. Vent is to have ¼ inch mesh guard and control switch. Work is needed due to complaints of sewer smell by staff, judges, public and a visit from the City of El Centro code enforcement officer.	\$ 11,626	\$ 11,626	\$ 11,626	\$ 11,626	\$ -	100%	FY 17-18	100
650	FM-0061332	Los Angeles	Compton Courthouse	19-AG1	2	Elevators, escalators, & hoists-Replace one (1) surface mount phone for communication with elevators one through eight on the fourteenth floor. Existing phone no longer works.	\$ 3,376	\$ 2,233	\$ 840	\$ 555	\$ (1,677)	25%	FY 17-18	66.13
651	FM-0061334	Los Angeles	Santa Monica Courthouse	19-AP1	2	Elevators, escalators, & hoists-Regulatory compliance preliminary orders-"Thyssenkrupp Elevator will provide labor and material to perform the following scope of work:	\$ 16,394	\$ 12,868	\$ 12,723	\$ 9,986	\$ (2,881)	78%	FY 16-17	78.49
652	FM-0061337	Mendocino	County Courthouse	23-A1	2	HVAC - Add multi-zone damper controls - to correct Hot and Cold calls in 3 departments, Provide & install (5) new Belimo Proportional zone damper actuators, (1) new Metasys IOM4711 Point expander module, (5) new Metasys TE-6700 wired zone sensors in individual zones, (1)new 24VAC transformer to power zone damper actuators. Program system to control Hot and Cold deck based on Zone Demand. Start up, test and commission system.	\$ 16,463	\$ 16,463	\$ 13,901	\$ 13,901	\$ (2,562)	84%	FY 17-18	100
653	FM-0061338	Sonoma	Hall of Justice	49-A1	2	County managed -Exterior - Waterproofing repairs - Phase 2(final) -repair and waterproof second level window ledge only, clean patch as needed, seal with single coat waterproofing material Approx 220 lin ft.	\$ 22,964	\$ 13,641	\$ 23,517	\$ 13,969	\$ 328	102%	FY 17-18	59.4
654	FM-0061341	Los Angeles	Airport Courthouse	19-AU1	1	Elevator - Replaced (2) safety edges, inspected/programed and cleared all faults on system. Tested elevator for proper operation and placed back into service.	\$ 5,000	\$ 3,859	\$ 2,192	\$ 1,692	\$ (2,167)	44%	FY 17-18	77.17
655	FM-0061343	Los Angeles	Santa Clarita Courthouse	19-AD1	1	County Managed - Plumbing - Replaced a 2ft section of the hot water line above the ceiling that leaked down into Dept. 3. Replaced (10) 1 x 1 ceiling tiles in courtroom. and dried a section (5 sq. ft.) of carpet Containment was erected due to ACM environment.	\$ 17,237	\$ 17,237	\$ 17,236	\$ 17,236	\$ (1)	100%	FY 17-18	100
656	FM-0061344	Los Angeles	Glendale Courthouse	19-H1	2	Electrical-Replace thirty-two (32) outlets throughout building in restrooms. Per SFM receptacles within 4' of water source must have 20A GFCI receptacles. Currently the receptacles are 15A non GFCI.	\$ 4,110	\$ 3,721	\$ 622	\$ 563	\$ (3,158)	15%	FY 17-18	90.54
657	FM-0061346	San Diego	East County Regional Center	37-I1	1	HVAC - AHU - 11 electric motor and VSD (Variable Speed Drive) have failed causing air flow issues to all of 4th floor on the South Side of the building. Replace electric motor and VSD to return unit to normal operation.	\$ 8,974	\$ 8,974	\$ 6,393	\$ 6,393	\$ (2,581)	71%	FY 17-18	100



JUDICIAL COUNCIL
OF CALIFORNIA

TRIAL COURT FACILITY MODIFICATION
ADVISORY COMMITTEE

Trial Court Facility Modification
All Completed FMs (List H)
7/1/2017 to 6/30/2018
Meeting Date 7/20/2018

	FM NUMBER	LOCATION	FACILITY NAME	BUILDING ID	PRIORITY	SHORT TITLE	TCFMAC FUNDED COST	FACILITY MODIFICATION PROGRAM SHARE OF TCFMAC FUNDED COST	ACTUAL COST	FACILITY MODIFICATION PROGRAM SHARE OF ACTUAL COST	VARIANCE BETWEEN FUNDED AND ACTUAL (\$)	VARIANCE BETWEEN FUNDED AND ACTUAL (%)	FUND YEAR	FACILITY MODIFICATION PROGRAM BUDGET % OF COST
658	FM-0061349	Los Angeles	Stanley Mosk Courthouse	19-K1	1	Plumbing - Replace 25' of 2" irrigation line. Waterproof 3x25 exterior wall (2 coats). Remediate/extraction of Cat/2 water loss to approx 8'X20" carpet, 3 wkstns & 10 boxes. Erected (1)- 24ft. X 13ft X 12ft Containment, 2- Dehumidifiers, 2- Negative Air Machines. All work performed under known ACM environment. Roots penetrated waterproof membrane on building exterior wall causing water intrusion from irrigation system into room 105.	\$ 17,300	\$ 16,826	\$ 28,237	\$ 27,463	\$ 10,637	163%	FY 17-18	97.26
659	FM-0061350	San Joaquin	Tracy Branch Courthouse	39-E1	2	Grounds and Parking Lot - Remove leaning tree and trim existing trees near the Tracy Courthouse - Tree is leaning significantly and is in danger of falling onto the facility. The other trees are affected with fire blight and will die if not taken care of	\$ 8,020	\$ 8,020	\$ 4,905	\$ 4,905	\$ (3,115)	61%	FY 17-18	100
660	FM-0061351	Los Angeles	Downey Courthouse	19-AM1	2	HVAC-Replace one (1) 10 Hp motor for return fan #1 and one (1) 10 Hp VFD for return fan #2. The motor for return fan #1 is failing and the VFD for return fan #2 has already failed.	\$ 11,210	\$ 9,383	\$ 6,932	\$ 5,802	\$ (3,581)	62%	FY 17-18	83.7
661	FM-0061352	Los Angeles	Downey Courthouse	19-AM1	2	Elevators, escalators, & hoists - Replace 8 leveling sensors and 8 relays for custody elevator #4. Sensors and relays are failing and could cause the single in-custody elevator to stop working with an entrapment.	\$ 20,062	\$ 20,062	\$ 15,276	\$ 15,276	\$ (4,786)	76%	FY 17-18	100
662	FM-0061354	Los Angeles	Bellflower Courthouse	19-AL1	2	Elevators, escalators, & hoists-Replace (1) damaged door sensor, Replace (1) damaged Elevator A-2 Board; Replace (1) Defective Elevator Drive Box for public elevator #2. Elevator #2 is not functioning.	\$ 2,848	\$ 2,220	\$ 6,942	\$ 5,411	\$ 3,191	244%	FY 17-18	77.94
663	FM-0061355	Los Angeles	Van Nuys Courthouse East	19-AX1	2	Elevators, escalators, & hoists-Replace the (1) infrared edge detector for public elevator #4. The elevator is down due to bad detector.	\$ 4,812	\$ 4,318	\$ 196	\$ 176	\$ (4,142)	4%	FY 17-18	89.74
664	FM-0061356	Los Angeles	Van Nuys Courthouse East	19-AX1	1	Elevator - Replace (16) motor generator brushes, (8) door locks kits, (8) exciter brushes and adjust tension chain that causing the judges elevator to fail. This the only elevator that goes down to the basement of the building impacting court operations.	\$ 14,988	\$ 14,988	\$ 6,676	\$ 6,676	\$ (8,312)	45%	FY 17-18	100
665	FM-0061357	Fresno	Reedley Court	10-F1	2	Grounds - Trim two overgrown elm trees in the back of the property which are hanging into the street and interfering with vehicle travel. This was called out by the City of Reedley Life Safety/Code Enforcement Officer. Email and photos are attached.	\$ 2,510	\$ 1,961	\$ 2,152	\$ 1,681	\$ (280)	86%	FY 17-18	78.13
666	FM-0061358	San Bernardino	Fontana Courthouse	36-C1	2	HVAC - Replace failed main controller for PKU01. Controllers interface display has failed making it impossible to assess unit and or adjust parameters.	\$ 3,337	\$ 2,742	\$ 1,216	\$ 999	\$ (1,743)	36%	FY 17-18	82.17
667	FM-0061360	Los Angeles	San Fernando Courthouse	19-AC1	2	Elevators - All the elevator cabs have broken or non-operational switches. Replace ten (10) key switches.	\$ 3,113	\$ 3,113	\$ 901	\$ 901	\$ (2,212)	29%	FY 17-18	100
668	FM-0061361	San Diego	East County Regional Center	37-I1	2	Elevators, Escalators, & Hoists - Elevator #6 Replace (2) drive arm cross plates on elevator doors, damaged drive arm linkage, adjusted bottom floor leveling speed and door operator. Elevator doors are not closing and elevator not working.	\$ 2,660	\$ 1,801	\$ 498	\$ 337	\$ (1,464)	19%	FY 17-18	67.71
669	FM-0061362	Los Angeles	Monrovia Training Center	19-N1	1	HVAC - Chiller #1 is 160 lbs. low on refrigerant (R22) , Repair (2) damaged evaporator coil u-bends and (1) compressor gauge fitting, pressurized the system with Nitrogen and found no leaks, system is placed under a vacuum , recharged system with approximately 160 lbs. of R-22.	\$ 14,985	\$ 10,533	\$ 9,600	\$ 6,748	\$ (3,785)	64%	FY 17-18	70.29
670	FM-0061363	Los Angeles	Beverly Hills Courthouse	19-AQ1	2	Plumbing - Remove and replace (1) 75 gallon Water Heater with any alterations necessary to plumbing and vent. Existing Water Heater is failing and not giving consistent hot water to service the needs of the building.	\$ 6,196	\$ 4,927	\$ 3,500	\$ 2,783	\$ (2,144)	56%	FY 17-18	79.52
671	FM-0061364	Los Angeles	Compton Courthouse	19-AG1	2	Plumbing-Replace penal sink in holding cell 6H with one (1) new stainless steel lav basin. Modify existing plumbing lines to fit new fixtures. Existing sink is not working and is both beyond repair and obsolete.	\$ 5,735	\$ 3,793	\$ 3,085	\$ 2,040	\$ (1,752)	54%	FY 17-18	66.13



JUDICIAL COUNCIL
OF CALIFORNIA

TRIAL COURT FACILITY MODIFICATION
ADVISORY COMMITTEE

Trial Court Facility Modification
All Completed FMs (List H)
7/1/2017 to 6/30/2018
Meeting Date 7/20/2018

	FM NUMBER	LOCATION	FACILITY NAME	BUILDING ID	PRIORITY	SHORT TITLE	TCFMAC FUNDED COST	FACILITY MODIFICATION PROGRAM SHARE OF TCFMAC FUNDED COST	ACTUAL COST	FACILITY MODIFICATION PROGRAM SHARE OF ACTUAL COST	VARIANCE BETWEEN FUNDED AND ACTUAL (\$)	VARIANCE BETWEEN FUNDED AND ACTUAL (%)	FUND YEAR	FACILITY MODIFICATION PROGRAM BUDGET % OF COST
672	FM-0061367	Los Angeles	Parking Structure Lot 94 Airport Courthouse	19-AU2	2	Plumbing- Replace one (1) OS & Y valve and two (2) flange gaskets for #1 backflow preventer for domestic water. Backflow failed test during PM 2679888 for serial#4HN0479 . Replace Cam Checks #1 and #2.	\$ 3,492	\$ 2,695	\$ 2,521	\$ 1,945	\$ (749)	72%	FY 17-18	77.17
673	FM-0061368	Los Angeles	Van Nuys Courthouse West	19-AX2	2	Plumbing-Replace (1) backflow preventer on roof with Febco 860 4.0 lead free backflow including new bolts and gaskets. Existing backflow has failed and is leaking on roof.	\$ 4,888	\$ 3,934	\$ 2,243	\$ 1,805	\$ (2,129)	46%	FY 17-18	80.48
674	FM-0061369	Los Angeles	Van Nuys Courthouse East	19-AX1	2	Fire Protection - Install (60) Maxilume Photo Luminescent EXIT Signs at all Courtroom Exit doors throughout the Courthouse. Signs were reported on the SFM report.	\$ 6,311	\$ 6,311	\$ 3,729	\$ 3,729	\$ (2,582)	59%	FY 17-18	100
675	FM-0061371	San Diego	North County Regional Center - Annex	37-F3	1	HVAC - Boiler pump has failed rendering no heat throughout the building	\$ 5,000	\$ 5,000	\$ 2,518	\$ 2,518	\$ (2,482)	50%	FY 17-18	100
676	FM-0061372	San Diego	East County Regional Center	37-I1	2	Plumbing - Replace 3/4" ball valve, coupling and 90 degree elbow. Hot Water line in 1st floor ceiling area has a hole and hot water is leaking down into ground floor holding area.	\$ 2,224	\$ 1,506	\$ 110	\$ 74	\$ (1,431)	5%	FY 17-18	67.71
677	FM-0061373	Contra Costa	Wakefield Taylor Courthouse	07-A2	2	Grounds and Parking Lot - Remove 80 sqft of 4" concrete sidewalk; Remove multiple tree roots; Replace 80 sqft of 4 - concrete sidewalk. Tree roots have caused this section of concrete to rise a little over 2 inches creating a serious tripping hazard right in front of the Main Street entrance.	\$ 6,971	\$ 6,971	\$ 3,131	\$ 3,131	\$ (3,840)	45%	FY 17-18	100
678	FM-0061374	Santa Clara	Morgan Hill Courthouse	43-N1	2	HVAC - BCX and BAS controller has failed resulting in program failure and loss of building controls- Replace (1) each BCX controller - Reload data points - Reprogram (1) control system front end - Test and verify operation	\$ 9,939	\$ 9,939	\$ 5,782	\$ 5,782	\$ (4,157)	58%	FY 17-18	100
679	FM-0061375	Los Angeles	Edmund D. Edelman Children's Court	19-Q1	2	HVAC - Chiller #1 Plug (6) tubes in condenser chemically and mechanically. Tubes leaking lowering the efficiency of the chiller due to loss of chilled water	\$ 3,918	\$ 2,742	\$ 600	\$ 420	\$ (2,322)	15%	FY 17-18	69.99
680	FM-0061376	Los Angeles	Chatsworth Courthouse	19-AY1	2	Elevators, escalators, & hoists - Replace one (1) main bearing for escalator 1. Escalator has failed and is unsafe to place in service.	\$ 15,201	\$ 12,738	\$ 11,661	\$ 9,772	\$ (2,967)	77%	FY 17-18	83.8
681	FM-0061377	Los Angeles	Pasadena Courthouse	19-J1	1	Plumbing - Water leaked from a 3/4 inch domestic hot water line pipe above the 1st floor ceiling and affected a 4 X 4 public hallway area. Remediation contractor, environmental specialist and a plumbing contractor were dispatched. Plumbing contractor replaced 2 linear ft. of 3/4 inch copper pipe, installed (1) 3/4 inch pro press ball valve, (1) 3/4 inch pro press coupling and (1) 3/4-inch pro press 90. Remediation contractor has clean containment for ACM and received clearance from FACS to re-occupy space.	\$ 12,000	\$ 12,000	\$ 13,786	\$ 13,786	\$ 1,786	115%	FY 17-18	100
682	FM-0061379	Los Angeles	Santa Monica Courthouse	19-AP1	2	Fire Protection - Install (36) new emergency evacuation signs throughout elevator lobbies, and staircases. There is currently no signs posted and it was requested by SFM during yearly inspection (uploaded SFM inspection report).	\$ 12,306	\$ 9,659	\$ 8,242	\$ 6,469	\$ (3,190)	67%	FY 17-18	78.49
683	FM-0061380	Los Angeles	Airport Courthouse	19-AU1	1	Elevator - Replace blown amp traps that caused the Custody Elevator #10 to stop functioning and created a deputy and several inmates to become entrapped in elevator.	\$ 3,085	\$ 3,085	\$ 877	\$ 877	\$ (2,208)	28%	FY 17-18	100
684	FM-0061381	Los Angeles	Norwalk Courthouse	19-AK1	1	Interior Finishes -Replace (3) fallen ceiling tiles in a ACM working environment. Main Entrance (1) 1'x1' ceiling tile; 1st Floor Sheriff's Office (1) 1'x1' ceiling tile; 6th Floor Secured Hallway outside Judge's Elevator (1) 1'x1' ceiling tile	\$ 5,000	\$ 4,252	\$ 9,113	\$ 7,749	\$ 3,497	182%	FY 17-18	85.03



JUDICIAL COUNCIL
OF CALIFORNIA

TRIAL COURT FACILITY MODIFICATION
ADVISORY COMMITTEE

Trial Court Facility Modification
All Completed FMs (List H)
7/1/2017 to 6/30/2018
Meeting Date 7/20/2018

	FM NUMBER	LOCATION	FACILITY NAME	BUILDING ID	PRIORITY	SHORT TITLE	TCFMAC FUNDED COST	FACILITY MODIFICATION PROGRAM SHARE OF TCFMAC FUNDED COST	ACTUAL COST	FACILITY MODIFICATION PROGRAM SHARE OF ACTUAL COST	VARIANCE BETWEEN FUNDED AND ACTUAL (\$)	VARIANCE BETWEEN FUNDED AND ACTUAL (%)	FUND YEAR	FACILITY MODIFICATION PROGRAM BUDGET % OF COST
685	FM-0061382	Los Angeles	Pasadena Courthouse	19-J1	1	Interior finishes - Replace (6) ceiling tiles that fell in 2 courtroom departments. Work environment is known to contain ACM. Set-up (3) containment areas, perform environment testing and remediation cleaning. Final testing was conducted and cleared for re-occupancy. The cause of the damage was done by an authorized vendor performing working around the ceiling tiles.	\$ 20,518	\$ 14,229	\$ 16,573	\$ 11,493	\$ (2,736)	81%	FY 17-18	69.35
686	FM-0061383	San Diego	East County Regional Center	37-11	2	HVAC - Replace 20hp fan motor for AHU #4. Supply Fan motor failed affecting the comfort cooling for the ground floor jury room and ground floor lobby areas.	\$ 4,883	\$ 3,306	\$ 1,950	\$ 1,320	\$ (1,986)	40%	FY 17-18	67.71
687	FM-0061384	San Diego	East County Regional Center	37-11	2	Interior Finishes - Remove 38in x 48in x 8ft drywall closet surround that has roof access ladder inside of it, to create more open area. Stairwell landing does not have enough room for safely exiting down the stairs in case of emergency.	\$ 6,980	\$ 4,726	\$ 3,318	\$ 2,247	\$ (2,480)	48%	FY 17-18	67.71
688	FM-0061385	Los Angeles	Inglewood Courthouse	19-F1	2	Elevators, escalators, & hoists - Replace relays, contacts, and shunts on CY relays on public elevator #2. Elevator repeatedly going offline and is not responding to calls due to worn parts.	\$ 17,492	\$ 13,042	\$ 13,639	\$ 10,169	\$ (2,873)	78%	FY 17-18	74.56
689	FM-0061389	Merced	Old Court	24-A1	2	Plumbing - Johnson Plumbing will excavate a five (5) foot section of the grass area to unearth a cracked sewer pipe that leads to the existing manhole. Replace cracked section with new pipe and test for leaks. Based on their camera findings there is approximately a five (5) foot section of pipe that is cracked and leaching into the ground. Inspection required	\$ 3,775	\$ 3,775	\$ 1,529	\$ 1,529	\$ (2,246)	41%	FY 17-18	100
690	FM-0061391	Los Angeles	Burbank Courthouse	19-G1	2	HVAC - Replace one (1) 10 Hp motor, one (1) 44" shaft, two (2) bearings, one (1) motor pulley, and two (2) BX81 pulleys for exhaust fan #2. Exhaust has failed and hot air cannot be removed from building, affecting both temperature and air quality.	\$ 9,488	\$ 8,611	\$ 8,183	\$ 7,427	\$ (1,184)	86%	FY 17-18	90.76
691	FM-0061392	Los Angeles	Bellflower Courthouse	19-AL1	2	HVAC-Remove (1) leaking condenser pump #3, rebuild and re-install pump.	\$ 5,495	\$ 4,283	\$ 1,496	\$ 1,166	\$ (3,117)	27%	FY 17-18	77.94
692	FM-0061393	Los Angeles	Bellflower Courthouse	19-AL1	2	Fire Protection - Replace (1) 4"x8" Check Valve on FDC that failed to hold after back-flush; Replace (1) Sprinkler Head in in Air Handler Room that has failed. Defects found during PM 2423025. Replace corroded sprinkler head and components and replace check valve.	\$ 2,531	\$ 1,973	\$ 156	\$ 122	\$ (1,851)	6%	FY 17-18	77.94
693	FM-0061395	Los Angeles	Norwalk Courthouse	19-AK1	1	Interior finishes-One (1) 1' x 1' ceiling tile fell in 1st floor public hallway in area known to contain ACM. Replace (1) fallen ceiling tile which was not properly secured from court vendor.	\$ 5,100	\$ 4,337	\$ 7,419	\$ 6,308	\$ 1,972	145%	FY 16-17	85.03
694	FM-0061397	Alameda	Hayward Hall of Justice	01-D1	2	Interior Finishes - Install (1) new Chain Hoist Motor Operator - (1) V Floor level chain hoist with electrical interlock - (1) 3-Button control station - (1) High starting torque continuous-duty motor with overload protection with 24 VAC control circuit for safety and Adjustable friction clutch to prevent damage if the door is obstructed - Required to secure clerk's area.	\$ 7,253	\$ 6,404	\$ 5,173	\$ 4,568	\$ (1,837)	71%	FY 17-18	88.3
695	FM-0061398	San Diego	North County Regional Center - Annex	37-F3	2	HVAC - Isolate and remove failed Boiler, install one natural gas Raypak Model H8-992C High Delta Boiler, Cal code controls, cast iron heads and cold water start valve and new flue piping. Boiler has failed and is no longer supported for service by vendor/manufacturer.	\$ 23,491	\$ 23,491	\$ 19,039	\$ 19,039	\$ (4,452)	81%	FY 17-18	100
696	FM-0061400	Los Angeles	Van Nuys Courthouse West	19-AX2	2	Interior finishes - Replace one (1) 3/4" thick 53 3/4" x 67 3/4" custody window in Dept 104 room 505. Window has several cracks and creating a safety concern. No inmates are allowed to be in front of this window.	\$ 5,632	\$ 5,632	\$ 4,542	\$ 4,542	\$ (1,090)	81%	FY 17-18	100
697	FM-0061401	San Diego	Juvenile Court	37-E1	2	Interior Finishes - Replace one KABA door latch on the women's employee restroom door; build back of drywall. Door latch failed and door could not be opened. Access to restroom was gained by cutting the drywall above the ceiling.	\$ 3,426	\$ 2,556	\$ 1,180	\$ 881	\$ (1,676)	34%	FY 17-18	74.62



JUDICIAL COUNCIL
OF CALIFORNIA

TRIAL COURT FACILITY MODIFICATION
ADVISORY COMMITTEE

Trial Court Facility Modification

All Completed FMs (List H)

7/1/2017 to 6/30/2018

Meeting Date 7/20/2018

FM NUMBER	LOCATION	FACILITY NAME	BUILDING ID	PRIORITY	SHORT TITLE	TCFMAC FUNDED COST	FACILITY MODIFICATION PROGRAM SHARE OF TCFMAC FUNDED COST	ACTUAL COST	FACILITY MODIFICATION PROGRAM SHARE OF ACTUAL COST	VARIANCE BETWEEN FUNDED AND ACTUAL (\$)	VARIANCE BETWEEN FUNDED AND ACTUAL (%)	FUND YEAR	FACILITY MODIFICATION PROGRAM BUDGET % OF COST
698	Los Angeles	El Monte Courthouse	19-O1	1	Elevators -Rebuild elevator generators for public elevators 1 and 2, and replace brushes for both elevators. The building experienced a power surge and damaged both generators, and the elevators are not operational. We currently only have 1 working public elevator	\$ 107,486	\$ 107,486	\$ 93,801	\$ 93,801	\$ (13,685)	87%	FY 16-17	100
699	Yolo	Yolo Superior Court	57-A10	2	Exterior Shell - Remove and replace the damaged roll-up Sheriff's gate and curtain rods; Remove and replace the damaged left side guide and the bottom rail. - The sheriff ran into the gate when transporting in-custodies into the building. Claim is in process.	\$ 5,597	\$ 5,597	\$ 2,369	\$ 2,369	\$ (3,228)	42%	FY 17-18	100
700	Calaveras	Calaveras Superior Court	05-C1	2	Fire Protection - Alarm panel is showing to troubles. 2 Siemens AD2XHR duct detectors need to be replaced - This will clear the troubles and return panel to normal status	\$ 3,351	\$ 3,351	\$ 649	\$ 649	\$ (2,702)	19%	FY 17-18	100
701	Los Angeles	Edmund D. Edelman Children's Court	19-Q1	1	HVAC-Replace one (1) 150Hp motor, one (1) VFD, one (1) I beam frame, pulleys, belts, and bearings for supply fan #1. Motor failed and due to age and compatability issues, the VFD had to be changed as well. I beam frame was cracked and causing vibration.	\$ 14,900	\$ 10,429	\$ 82,693	\$ 57,877	\$ 47,448	555%	FY 17-18	69.99
702	Butte	North Butte County Courthouse	04-F1	2	Furniture and Equipment - Install magnetic hold open for door - Fire marshal requested that the door be kept shut unless a magnetic hold open function tied to the fire system was installed. The court is requesting that the door be kept open	\$ 6,960	\$ 6,960	\$ 6,150	\$ 6,150	\$ (810)	88%	FY 17-18	100
703	Los Angeles	Downey Courthouse	19-AM1	2	Vandalism - Replace anti-graffiti film on twenty-four (24) mirrors and prep and paint walls and partitions (approximately twenty (20) SF). Mirrors, walls, and partitions have been vandalized.	\$ 2,494	\$ 2,087	\$ 2,057	\$ 1,722	\$ (366)	82%	FY 17-18	83.7
704	Los Angeles	Santa Monica Courthouse	19-AP1	2	Plumbing-Mop sink in 2nd floor janitor room leaked. Erected 12'X10'X10' containment on the 1st floor probation office. Water leak is coming from the bottom connection of a 3 inch cast iron trap of the mop sink on the 2nd Floor. New sink, faucet, p-trap and flange connector replaced. All work performed under ACM condition.	\$ 12,000	\$ 9,419	\$ 15,339	\$ 12,040	\$ 2,621	128%	FY 17-18	78.49
705	Shasta	Main Courthouse	45-A1	2	HVAC - Computer Room air conditioning is not working. Refrigerant charge is low resulting in iced coils. Located and repaired refrigerant leak, replaced inline dryer, recharged the unit with R22 refrigerant, checked for leaks, and returned the unit to operation.	\$ 4,064	\$ 2,712	\$ 1,161	\$ 775	\$ (1,937)	29%	FY 17-18	66.73
706	Tehama	New Red Bluff Courthouse	52-E1	2	**Private Insurance Reimbursement** Grounds & Parking Lot - Replace Four 16'Slats, snap on weather seals aand Bottom bar with weather edge - Replace Four 16'Slats, snap on weather seals aand Bottom bar with weather edge,	\$ 3,392	\$ 3,392	\$ 3,952	\$ 3,952	\$ 560	117%	FY 17-18	100
707	Los Angeles	Airport Courthouse	19-AU1	2	Security- Install window security tint to (10) 48"x85" lobby windows (total 280 Sq. Ft.). During certain hours of the day the sun shines brightly through the lobby windows limiting the Sheriff's ability to adequately monitor and screen incoming court patrons causing a security issue at main entrance check point.	\$ 4,787	\$ 3,694	\$ 2,089	\$ 1,612	\$ (2,082)	44%	FY 17-18	77.17
708	Los Angeles	Torrance Courthouse	19-C1	2	Grounds and parking - Replace one (1) 20' x 13' 1" Cookson Rolling steel door, guides, springs, and bottom bar. Replace one (1) 1/2 Hp 460V motor. Replace sensing edge and reflective photo eye. Existing door gets stuck and has missing slats causing it to malfunction personally. Motor has bad, noisy gears.	\$ 16,338	\$ 13,910	\$ 12,408	\$ 10,564	\$ (3,346)	76%	FY 17-18	85.14
709	Los Angeles	Torrance Courthouse	19-C1	2	Elevators, escalators, & hoists - Replace bad bearing on selector sheave for elevator #3. Bearing is failing, and making loud noise while elevator is in service.	\$ 14,474	\$ 12,323	\$ 10,881	\$ 9,264	\$ (3,059)	75%	FY 17-18	85.14
710	Los Angeles	Van Nuys Courthouse West	19-AX2	2	Fire protection - Replace one hundred forty (140) sprinkler heads with industrial type sprinkler heads and install one hundred forty (140) escutcheons. Work required per SFM inspection report.	\$ 10,526	\$ 8,471	\$ 16,744	\$ 13,476	\$ 5,004	159%	FY 17-18	80.48



JUDICIAL COUNCIL
OF CALIFORNIA

TRIAL COURT FACILITY MODIFICATION
ADVISORY COMMITTEE

Trial Court Facility Modification
All Completed FMs (List H)
7/1/2017 to 6/30/2018
Meeting Date 7/20/2018

FM NUMBER	LOCATION	FACILITY NAME	BUILDING ID	PRIORITY	SHORT TITLE	TCFMAC FUNDED COST	FACILITY MODIFICATION PROGRAM SHARE OF TCFMAC FUNDED COST	ACTUAL COST	FACILITY MODIFICATION PROGRAM SHARE OF ACTUAL COST	VARIANCE BETWEEN FUNDED AND ACTUAL (\$)	VARIANCE BETWEEN FUNDED AND ACTUAL (%)	FUND YEAR	FACILITY MODIFICATION PROGRAM BUDGET % OF COST
711	Los Angeles	Van Nuys Courthouse East	19-AX1	1	Plumbing - Cracked toilet flange caused a leak. Replaced (6) 1'x1' ceiling tiles. Plumber replaced (1) 3"x4"x24" Closet Bend, (1) 4"x4" Closet Flange, (1) 3" No Hub Santee, (4) 3" No Hub Couplings. Set up containment, environmental testing and remediation clean up.	\$ 18,509	\$ 18,509	\$ 15,668	\$ 15,668	\$ (2,841)	85%	FY 17-18	100
712	Sonoma	Hall of Justice	49-A1	1	HVAC - Install and remove 24 air scrubbers per JCC direction Based on Widefires in Sonoma County. Provide daily filter changeouts as needed for primary, secondary and carbon filters.	\$ 50,000	\$ 50,000	\$ 40,851	\$ 40,851	\$ (9,149)	82%	FY 17-18	100
713	Alameda	Wiley W. Manuel Courthouse	01-B3	2	Security - Replace (1) failed door 3/0 x 7/0 Aluminum door frame powder coat in standard bronze color. (not guaranteed to match) - Top and intermediate pivots and one offset deadening pivot to nullify in ground closer - (1) Adams Rite 8800 exit device with rim cylinder to exterior - (1) LCN 4041 with parallel arm and drop plate - (1) 18" offset pull handle - 1/4" clear tempered glass.	\$ 11,047	\$ 9,257	\$ 6,584	\$ 5,517	\$ (3,740)	60%	FY 17-18	83.8
714	Los Angeles	Burbank Courthouse	19-G1	2	Fire Protection - Replace (3) Edward Zone cards, (3) smoke detectors for the existing Edwards Fire Protection Panel. FAP Zone Cards are failing, not giving correct location in building of alarm issues. This is a Fire Safety issue delaying the response of the Fire Department in emergency situation.	\$ 9,253	\$ 8,398	\$ 6,399	\$ 5,808	\$ (2,590)	69%	FY 17-18	90.76
715	Alameda	Wiley W. Manuel Courthouse	01-B3	2	Fire Protection - Replace (18) exterior building fire sprinkler heads using a lift to access from the public sidewalk - Safe off area - Replace (1.) Courtroom fire sprinkler head - Supply (8) spare fire sprinkler heads and (1) fire sprinkler head wrench for the spare head cabinet - Fire sprinkler system deficiencies identified during the LEVEL IV fire sprinkler system PM SWO 2674074. Court Impact - Reduced fire system efficiency	\$ 8,172	\$ 6,848	\$ 3,636	\$ 3,047	\$ (3,801)	44%	FY 17-18	83.8
716	San Francisco	Hall of Justice	38-B1	1	HVAC - Supply/setup portable AC units in conjunction with existing oscillating fans to remediate temperature issues at Courtrooms (6) - Failed AHU supply fan causing major temp issues at affected Courtrooms.	\$ 10,000	\$ 2,326	\$ 7,328	\$ 1,704	\$ (622)	73%	FY 17-18	23.26
717	Los Angeles	Metropolitan Courthouse	19-T1	2	Electrical - Per State Fire Marshal Corretion Notice; Replace (80) power outlets in restrooms & kitchenette throughout courthouse with GFCI power outlets per SFM report. Existing power outlets are not GFCI and are not to code. Item #13 on SFM report.	\$ 6,399	\$ 6,050	\$ 3,689	\$ 3,488	\$ (2,562)	58%	FY 17-18	94.54
718	Los Angeles	Compton Courthouse	19-AG1	2	Elevators, Escalators, & Hoists - Replace traveler cable on Elevator #5. During PM technician found the traveler cable damaged and it needs to be replaced. This is a safety issue that can cause the elevator to lose connection between the car and the controller entrapping personnel.	\$ 12,409	\$ 8,206	\$ 8,948	\$ 5,917	\$ (2,289)	72%	FY 17-18	66.13
719	Los Angeles	Compton Courthouse	19-AG1	2	Interior finishes - Replace twelve (12) jury chairs in Department A. Chairs are failing and could become a safety hazard.	\$ 12,048	\$ 7,967	\$ 8,394	\$ 5,551	\$ (2,416)	70%	FY 17-18	66.13
720	Los Angeles	Stanley Mosk Courthouse	19-K1	1	Plumbing - Remediate Category 2 water loss due to Ice maker leak from judges' kitchen 3rd flr to 2nd flr Jury assembly room. 3rd Flr - Extract water 240Sf (x2); Critical Barriers, 36"x90"(x2), 36"x6", Decon Chamber 36"x76"; (1) containment 5'x10'x8', 2-stage Decon Chamber, remove 45SF VCT tile, install 9'x9' VCT tile, 12'x12' tile; (1) Dehumidifier, (1) HEPA AFD. 2nd Flr Jury Room - Extract 120SF water; Erect containment (1) 12'x16'x11', Decon Chamber; (2) HEPA AFD, (2) Dehumidifier; disinfect 98SF hard surface; Apply disinfectant, rinse 192SF (x4); Sanitize (23) chairs, (4) 24"x48" light covers.	\$ 12,500	\$ 12,158	\$ 23,940	\$ 23,284	\$ 11,127	192%	FY 17-18	97.26
721	Los Angeles	Van Nuys Courthouse West	19-AX2	2	Holding Cell - Replace (7) 3/4" laminated clear glass panels in existing steel frames: (1) 17"x29-1/4", (4) 9-1/2" x 9-1/2", (1) 44-1/4" x 49-1/4", (1) 32-1/2"x41", total of 34 Sq. Ft. This is to replace damaged viewing glass in holding cell #'s 1, 7, 8, 9 and attorney/interview room # A (main lock-up).	\$ 5,434	\$ 5,434	\$ 1,810	\$ 1,810	\$ (3,624)	33%	FY 17-18	100



JUDICIAL COUNCIL
OF CALIFORNIA

TRIAL COURT FACILITY MODIFICATION
ADVISORY COMMITTEE

Trial Court Facility Modification
All Completed FMs (List H)
7/1/2017 to 6/30/2018
Meeting Date 7/20/2018

	FM NUMBER	LOCATION	FACILITY NAME	BUILDING ID	PRIORITY	SHORT TITLE	TCFMAC FUNDED COST	FACILITY MODIFICATION PROGRAM SHARE OF TCFMAC FUNDED COST	ACTUAL COST	FACILITY MODIFICATION PROGRAM SHARE OF ACTUAL COST	VARIANCE BETWEEN FUNDED AND ACTUAL (\$)	VARIANCE BETWEEN FUNDED AND ACTUAL (%)	FUND YEAR	FACILITY MODIFICATION PROGRAM BUDGET % OF COST
722	FM-0061443	Los Angeles	Bellflower Courthouse	19-AL1	2	Plumbing - Replace one (1) 2" ball valve, one (1) 1 1/2" ball valve, two (2) tees, one (1) bullhead tee, one (1) FIP, one (1) flushometer, six (6) 90s, and ten feet each of 2" and 1 1/2" copper pipe. Valves are leaking and cannot be isolated for repairs building must be drained and refilled.	\$ 5,005	\$ 3,901	\$ 2,584	\$ 2,014	\$ (1,887)	52%	FY 17-18	77.94
723	FM-0061444	Los Angeles	Edmund D. Edelman Children's Court	19-Q1	2	Replaced the damaged (1) 27 x 14 ft sally port door header assembly, one (1) control panel. and one (1) 460 v 3 Hp motor. Sally port gate is currently now back to full operations.	\$ 76,785	\$ 53,742	\$ 67,111	\$ 46,971	\$ (6,771)	87%	FY 17-18	69.99
724	FM-0061450	Los Angeles	Michael D. Antonovich Antelope Valley Courthouse	19-AZ1	1	Electrical - Emergency Generator - replace head gasket (1), start/stop switch (1), hz meter gauge (1) and voltage regulator (1); Drain and flush cooling system (contaminated); Remove and replace water pump; Replace rocker shaft oil tube; Replace hoses, belts, and filter; Start up and test run unit. - Failing parts found during PM.	\$ 23,500	\$ 17,275	\$ 17,492	\$ 12,858	\$ (4,416)	74%	FY 17-18	73.51
725	FM-0061451	Riverside	Hemet	33-F1	2	Vandalism - Remove and replace 2 broken/vandalized windows (1 - 26 x 62 black out, 1 26 x 63 annealed grey) located on the East side of the building. Failure to replace will leave the building unsecured and create a safety hazard. Costs include glass replacement, board up, clean up, and removal of glass.	\$ 4,439	\$ 4,439	\$ 2,633	\$ 2,633	\$ (1,806)	59%	FY 17-18	100
726	FM-0061452	Los Angeles	Alhambra Courthouse	19-11	2	Elevators, Escalators, & Hoists - Replace (1) Worm Seal, (1) Gear Seal on Elevator #2. The oil squirting from the seals on the mechanical room floor creates a slip hazard as well as if left unchanged will lead to failure of the elevator to safely operate.	\$ 13,719	\$ 11,798	\$ 9,861	\$ 8,480	\$ (3,318)	72%	FY 17-18	86
727	FM-0061455	Los Angeles	Santa Monica Courthouse	19-AP1	1	Roof Request - 2nd Floor Dept. R set up (1) containment 20'x24'x12', remove (2) tables (4) chairs, apply detergent, disinfectant, rinse, clean (3 times) 48 sq. ft. carpet, set up (1) dehumidifier, (1) negative air, (1) air mover, remove and replace 21 1'x1' ceiling tiles. Roof vendor remove wood planks, perform 3 course roof process, apply asphalt and primer approximately 150 Sq. Ft. roof. After drying applied (1) coat commercial grade cold process system. Roof leaked due to rain affecting 2nd Floor Dept. R.	\$ 12,500	\$ 9,811	\$ 14,128	\$ 11,089	\$ 1,278	113%	FY 17-18	78.49
728	FM-0061457	Los Angeles	Whittier Courthouse	19-AO1	2	Elevators - Replace (4) phones controls in all the building elevators. The phone controls are defective and longer working. Fire/life safety issue.	\$ 3,260	\$ 2,729	\$ 2,482	\$ 2,077	\$ (651)	76%	FY 17-18	83.7
729	FM-0061458	Los Angeles	Whittier Courthouse	19-AO1	2	Elevators - Elevator Replace (1) door operator. #1 Door Operator is defective. Public elevator#1 is not operational	\$ 4,120	\$ 3,561	\$ 1,896	\$ 1,639	\$ (1,922)	46%	FY 17-18	86.43
730	FM-0061460	Los Angeles	Clara Shortridge Foltz Criminal Justice Center	19-L1	1	Electrical - Replace failed 3/4-HP spray pump motor with new fittings, Replace 1 mag starter, 1block heater, Trace and readjusted time delay relay with rewiring indicator light for proper voltage so contact will transfer for cooling system, complete final testing to both generators to ensure functioning cooling tower system.	\$ 18,500	\$ 12,724	\$ 12,081	\$ 8,309	\$ (4,415)	65%	FY 17-18	68.78
731	FM-0061461	Los Angeles	Santa Clarita Courthouse	19-AD1	2	Electrical - Replace (30) T8 light bulbs and (10) lamp ballasts. Set up scaffolding to gain access to the light fixtures. 80% percent of the lights are out in Department 3.	\$ 4,726	\$ 2,443	\$ 4,204	\$ 2,173	\$ (270)	89%	FY 17-18	51.69
732	FM-0061463	Los Angeles	Michael D. Antonovich Antelope Valley Courthouse	19-AZ1	2	Holding Cell -Restore a holding cell that has been worn out. Fabricate and weld in place 1/4" x 3" flat steel on cage where grid is broken. Existing weld is broken and pulled apart creating a safety and health concern.	\$ 2,450	\$ 2,450	\$ 311	\$ 311	\$ (2,139)	13%	FY 17-18	100
733	FM-0061464	Los Angeles	Metropolitan Courthouse	19-T1	2	HVAC - Replace (1) failed 5 HP 29" Exhaust Fan #3 from ceiling of Air Handler Room. Exhaust fan is non-functional and is crucial to maintain required air flow in electrical vault keeping the transformer cool.	\$ 8,919	\$ 8,521	\$ 6,735	\$ 6,435	\$ (2,087)	76%	FY 17-18	95.54



JUDICIAL COUNCIL
OF CALIFORNIA

TRIAL COURT FACILITY MODIFICATION
ADVISORY COMMITTEE

Trial Court Facility Modification
All Completed FMs (List H)
7/1/2017 to 6/30/2018
Meeting Date 7/20/2018

FM NUMBER	LOCATION	FACILITY NAME	BUILDING ID	PRIORITY	SHORT TITLE	TCFMAC FUNDED COST	FACILITY MODIFICATION PROGRAM SHARE OF TCFMAC FUNDED COST	ACTUAL COST	FACILITY MODIFICATION PROGRAM SHARE OF ACTUAL COST	VARIANCE BETWEEN FUNDED AND ACTUAL (\$)	VARIANCE BETWEEN FUNDED AND ACTUAL (%)	FUND YEAR	FACILITY MODIFICATION PROGRAM BUDGET % OF COST
734	Los Angeles	Michael D. Antonovich Antelope Valley Courthouse	19-AZ1	1	Fire protection-Replace two (2) smoke detectors for judges' elevator #8 and program them to the fire panel . Smoke detectors have failed.	\$ 5,943	\$ 5,943	\$ 4,205	\$ 4,205	\$ (1,738)	71%	FY 17-18	100
735	Los Angeles	Parking Structure-El Monte Courthouse-	19-O2	1	Plumbing-Sewage main line is clogged and approximately 20 gallons of sewage has backed up onto parking attendant's office floor approximately a 6' x 8' area of restroom floor and 8' x 10' area of office flooring. Plumbing Vendor has cleared main line stoppage with a snake. Remediation and environmentalist were dispatched and cleared space after FACS approval to occupy space.	\$ 14,950	\$ 14,950	\$ 8,599	\$ 8,599	\$ (6,351)	58%	FY 17-18	100
736	Los Angeles	Santa Clarita Courthouse	19-AD1	2	Interior Finishes-Replace two (2) door closers, two (2) bottom pivots, four (4) cover plates, one (1) Von Duprin panic bar with mortise body and outside trim, one (1) Von Duprin surface mount vertical rod with outside trim, and one (1) ADA cover for bottom rod. The hardware for the door is worn out and the door does not open and close properly.	\$ 7,829	\$ 7,829	\$ 6,937	\$ 6,937	\$ (892)	89%	FY 17-18	100
737	Los Angeles	Downey Courthouse	19-AM1	2	HVAC-Remove boiler pump #1 and take to shop to rebuild. Re-install boiler pump #1 and remove boiler pump #2 and take to shop to rebuild. Re-install boiler pump #2. Both pumps are leaking and need to be replace to run efficiently and to remove slip hazard.	\$ 7,212	\$ 7,212	\$ 1,822	\$ 1,822	\$ (5,390)	25%	FY 17-18	100
738	Orange	Central Justice Center	30-A1	2	Plumbing - Cafeteria - Remove and replace 30' of 3" and 10' of 4" failed cast iron pipe servicing the cafeteria in the ceiling of courtroom C1. In the process of water jetting the drain lines the pipes cracked and leaked into the courtroom below. Additional work includes jetting 3 floor drains and the associated clean-outs. Failure to replace the compromised drainage pipes would result in considerable interruption to court proceedings.	\$ 7,809	\$ 7,119	\$ 6,068	\$ 5,532	\$ (1,587)	78%	FY 17-18	91.17
739	San Francisco	Civic Center Courthouse	38-A1	2	Interior Finishes - Repair crack doors, failing do to life expectancy - doors cracked along the height of door caused by internal locking rods being forced - not enough surface for glue to hold - install brushed stainless wrap trim which will overlap both opening sides - door will need to be removed and trimmed to accomodate new trim.	\$ 6,697	\$ 6,697	\$ 4,231	\$ 4,231	\$ (2,466)	63%	FY 17-18	100
740	Los Angeles	Torrance Courthouse	19-C1	2	Grounds & Parking Lot - Remove a 10'x10' section of pavement and replace with 10'x10'x4 section of asphalt. This section of pavement in the Judge's Parking Lot is a trip hazard."	\$ 7,813	\$ 6,652	\$ 4,852	\$ 4,131	\$ (2,521)	62%	FY 17-18	85.14
741	Los Angeles	Compton Courthouse	19-AG1	1	Plumbing- Water leak in Room 101 Clerks are coming from ceiling. Replaced (1) 2" drain P-trap, (1) 5' section of cast iron pipe, and (3) 2" no hub fittings. Erected a 7x4x25h containment, erected a 4x7x5 scaffolding within the containment, conducted remediaton, and environmental testing. All work completed in a know ACM environment.	\$ 15,800	\$ 15,800	\$ 20,362	\$ 20,362	\$ 4,562	129%	FY 17-18	100
742	Los Angeles	Norwalk Courthouse	19-AK1	1	Plumbing - Plumber replaced on Hot Water Return Line (5') 1" Copper pipe, (1) 1" Pro Press Coupling, (2) 1" Pro Press 90 degree elbows. Leaking Boiler Hot Water return line leaked.	\$ 2,534	\$ 2,155	\$ 394	\$ 335	\$ (1,820)	16%	FY 17-18	85.03
743	Los Angeles	Clara Shortridge Foltz Criminal Justice Center	19-L1	1	Grounds and Parking Lot - Springs broke on sally port exit gate and affecting gate operation. Replace (10) springs and (4) tension belts.	\$ 15,450	\$ 10,628	\$ 8,754	\$ 6,022	\$ (4,606)	57%	FY 17-18	68.79
744	Los Angeles	Compton Courthouse	19-AG1	1	Vandalism - Emergency Board up of vandalized glass door at Courthouse South Side Entrance; Replace glass 25"x68"/1/4" Glass Bronze Tempered in door; replaced missing 25" Bronze Anodized glass stop. Glass was vandalized by object was thrown through the door.	\$ 3,218	\$ 2,128	\$ 2,863	\$ 1,893	\$ (235)	89%	FY 17-18	66.13



JUDICIAL COUNCIL
OF CALIFORNIA

TRIAL COURT FACILITY MODIFICATION
ADVISORY COMMITTEE

Trial Court Facility Modification
All Completed FMs (List H)
7/1/2017 to 6/30/2018
Meeting Date 7/20/2018

FM NUMBER	LOCATION	FACILITY NAME	BUILDING ID	PRIORITY	SHORT TITLE	TCFMAC FUNDED COST	FACILITY MODIFICATION PROGRAM SHARE OF TCFMAC FUNDED COST	ACTUAL COST	FACILITY MODIFICATION PROGRAM SHARE OF ACTUAL COST	VARIANCE BETWEEN FUNDED AND ACTUAL (\$)	VARIANCE BETWEEN FUNDED AND ACTUAL (%)	FUND YEAR	FACILITY MODIFICATION PROGRAM BUDGET % OF COST
745	Los Angeles	Metropolitan Courthouse	19-T1	2	Fire Protection - State Fire Marshal NOC - Replace one (1) 40 x 87 tainless steel 3 hour rolling fire door. Existing fire door has a hole/penetration in it and does not satisfy fire code, per CFC Sec. 703.1. Correction notice #130.	\$ 11,230	\$ 10,617	\$ 7,070	\$ 6,684	\$ (3,933)	63%	FY 17-18	94.54
746	Shasta	Main Courthouse	45-A1	2	Boiler off line and not running due to backfire. Replace damaged wiring harness and high limit switch.	\$ 6,682	\$ 4,658	\$ 1,411	\$ 984	\$ (3,674)	21%	FY 17-18	69.71
747	Los Angeles	Clara Shortridge Foltz Criminal Justice Center	19-L1	1	HVAC - Replace (1) 4" balloon shaft, (2) Flange mounted bearings, (1) pulley, (1) bushing AHU in room M8-502. Parts have failed & AHU is not working. Dept 45 & 46 do not have air flow.	\$ 23,500	\$ 16,166	\$ 19,492	\$ 13,409	\$ (2,757)	83%	FY 17-18	68.79
748	San Diego	North County Regional Center - South	37-F1	2	COUNTY MANAGED - HVAC - Boiler #1 is malfunctioning which is causing temperature issues throughout the building. County to perform emergency repairs on boiler.	\$ 4,886	\$ 4,886	\$ 4,885	\$ 4,885	\$ (1)	100%	FY 17-18	100
749	Los Angeles	Beverly Hills Courthouse	19-AQ1	1	Elevator, Escalators, & Hoists - Fire Panel in alarm and was reset, Elevator technician replaced smoke detector malfunctioning causing Fire System to show alarm status. Elevators #1 & #2 are not functioning with the doors closed and no entrapments.	\$ 5,892	\$ 4,685	\$ 2,980	\$ 2,370	\$ (2,316)	51%	FY 17-18	79.52
750	Los Angeles	Torrance Courthouse	19-C1	2	Install (2) 6'x6' Knot Bird Netting, heavy duty flame resistant polypropylene entryway covers. A mesh protection in entryway of Torrance Jury room to protect against birds/squirrels from dropping on patrons entering the building from rafters above this entryway.	\$ 3,412	\$ 2,905	\$ 1,168	\$ 994	\$ (1,911)	34%	FY 17-18	85.14
751	Los Angeles	Inglewood Courthouse	19-F1	2	Grounds and Parking Lot - Substrate edges of concrete and install skateboard deterrents to prevent future damage to concrete pad; 22' long x 14' wide. Skate board deterrents around the exterior parking lot platform around bike rack are needed to stop the damage to the platform and bike rack, damage is creating a tripping hazard to public.	\$ 5,012	\$ 3,737	\$ 2,531	\$ 1,887	\$ (1,850)	50%	FY 17-18	74.56
752	Calaveras	Calaveras Superior Court	05-C1	2	Elevators and Hoists - Replace Faulty Belt Monitor as identified by State Inspector - By way of a recent California State Inspection, the Gen2 belt monitoring system was reported to be not operating properly.	\$ 10,682	\$ 10,682	\$ 8,209	\$ 8,209	\$ (2,473)	77%	FY 17-18	100
753	Mono	Mammoth Lakes Courthouse	26-B2	2	Exterior Shell - Reestablish full function of front doors through DSX system - Doors are locking/unlocking intermittently during occupied and unoccupied hours.	\$ 6,816	\$ 6,816	\$ 2,729	\$ 2,729	\$ (4,087)	40%	FY 17-18	100
754	Los Angeles	Compton Courthouse	19-AG1	2	Fire Protection - Service Fire Pumps #1 & #2 Drain and properly dispose of Hazmat Engine Coolant; Install new thermostat with gaskets; install new cooling system hoses; install new drive belts; make all needed adjustments. The existing engine coolant shows rust; hoses & belts show signs of wear. Work needed to ensure safe operation in case of emergency.	\$ 10,388	\$ 6,870	\$ 6,138	\$ 4,059	\$ (2,811)	59%	FY 17-18	66.13
755	Los Angeles	Santa Monica Courthouse	19-AP1	2	Plumbing - Existing pipes are leaking to on main water line. Replace 10 lineal ft. of 4" copper piping, (1) 4" Tee, (1) 4" reducer, (1) 4" flange, (1) 4" ninety, (1) 4" bolt, (1) gasket set, and (2) 4" couplings. Replace 10 lineal ft. of 2" copper pipe, (1) 2" Tee, and (2) 2" couplings.	\$ 7,140	\$ 5,604	\$ 4,489	\$ 3,523	\$ (2,081)	63%	FY 17-18	78.49
756	Los Angeles	Norwalk Courthouse	19-AK1	1	Plumbing - Mens Restroom (1) urinal overflowed on the 2nd floor, leaking into 1st floor lobby. Remediate black water intrusion due to overflowing urinal.	\$ 13,019	\$ 10,419	\$ 9,719	\$ 7,778	\$ (2,641)	75%	FY 17-18	80.03
757	Riverside	Hall of Justice	33-A3	2	Grounds and Parking Lot - Lighting - Remove failed high-pressure sodium lighting in 15 light poles within the judges parking lot and replace with new efficient LED. 13 of the 15 poles are currently out and not functional (over 80%) leaving the lot dark when judges/employees leave - significant safety hazard. The current lighting uses 150watts with an average life of 24k hours, while the LED replacements run off of 50watts with an average life of 50k hours.	\$ 5,945	\$ 5,945	\$ 3,134	\$ 3,134	\$ (2,811)	53%	FY 17-18	100



JUDICIAL COUNCIL
OF CALIFORNIA

TRIAL COURT FACILITY MODIFICATION
ADVISORY COMMITTEE

Trial Court Facility Modification
All Completed FMs (List H)
7/1/2017 to 6/30/2018
Meeting Date 7/20/2018

FM NUMBER	LOCATION	FACILITY NAME	BUILDING ID	PRIORITY	SHORT TITLE	TCFMAC FUNDED COST	FACILITY MODIFICATION PROGRAM SHARE OF TCFMAC FUNDED COST	ACTUAL COST	FACILITY MODIFICATION PROGRAM SHARE OF ACTUAL COST	VARIANCE BETWEEN FUNDED AND ACTUAL (\$)	VARIANCE BETWEEN FUNDED AND ACTUAL (%)	FUND YEAR	FACILITY MODIFICATION PROGRAM BUDGET % OF COST
758	Los Angeles	Whittier Courthouse	19-AO1	2	Plumbing-Replace 55 LF of 1" copper pipe, two (2) valves, fourteen (14) copper 90s, and five (5) hangers to water heater above ceiling. The lines are defective and leaking.	\$ 3,322	\$ 2,871	\$ 2,953	\$ 2,552	\$ (319)	89%	FY 17-18	86.43
759	Los Angeles	2255 N. Ontario - JCC AOC South	59-E1	1	Exterior Shell - Replace (60ft)¼ cable, (6)¼ micro press, (1)fork lift, (4)limit switches, (1)Contactor. Cable broken to sally port door to lock-up stuck in open position creating security issue.	\$ 8,546	\$ 6,282	\$ 12,807	\$ 9,414	\$ 3,132	150%	FY 17-18	73.51
760	Los Angeles	Compton Courthouse	19-AG1	2	Plumbing-Replace one (1) 1" Wye strainer, two (2) 1" isolation ball valves, one (1) regulator, one (1) 1" copper 90, one (1) 1" x 1/2" copper tee, one (1) 1/2" FIP, one (1) 1/2" x 1/4" brass bushing, and one (1) 1/4" pressure gauge. Valve is frozen and there is no water available to fountain.	\$ 5,531	\$ 3,658	\$ 3,186	\$ 2,107	\$ (1,551)	58%	FY 17-18	66.13
761	Los Angeles	Compton Courthouse	19-AG1	2	Interior Finishes - Replace (10) Large Curved Slats on Sally Port Door, 14' x 3-3/4", (1) new miller yellow safety edge and (1) take-up reel, make all necessary adjustments for proper operation. Includes initial visit by vendor to make damaged door operable after being damaged by Sheriff's bus."	\$ 6,780	\$ 4,484	\$ 4,042	\$ 2,673	\$ (1,811)	60%	FY 17-18	66.13
762	Los Angeles	San Fernando Courthouse	19-AC1	2	Elevators, escalators, & hoists-Replace two (2) control timers, six (6) counterweight rollers, sixteen (16) door rollers, and one (1) door clutch. Parts are worn causing doors to not work correctly and to make loud noises and vibrations.	\$ 10,315	\$ 8,604	\$ 5,889	\$ 4,912	\$ (3,692)	57%	FY 17-18	83.41
763	San Diego	East County Regional Center	37-I1	2	Plumbing - Fire Protection, Replace 8 feet of 2 inch main sprinkler line piping and fittings between 6th floor and 7th floor feed. Crack in pipe connected to fire system, water was leaking in wall and from the 7th floor down to the 5th floor stairwell.	\$ 2,923	\$ 1,979	\$ 755	\$ 511	\$ (1,468)	26%	FY 17-18	67.71
764	Los Angeles	El Monte Courthouse	19-O1	1	Elevators -Replace Dampening (1) Resistor in motor of Public elevator #2 due to it being burnt out and has failed. Elevator is stuck on 1st floor with doors closed and is not responding.	\$ 4,200	\$ 4,200	\$ 3,655	\$ 3,655	\$ (545)	87%	FY 17-18	100
765	San Diego	East County Regional Center	37-I1	1	Elevators, Escalators, & Hoists - Public Elevator #1 Replace failed capacitor and SSD-1 unit. Elevator was stuck between the first and the second floor, doors closed, not responding with one person entrapped.	\$ 5,453	\$ 5,453	\$ 2,984	\$ 2,984	\$ (2,469)	55%	FY 17-18	100
766	Los Angeles	Burbank Courthouse	19-G1	1	Plumbing - Replace (2) 1/2" gas valves on boilers; (1) 1/2" gas valve on DW heater; (1) 1/2" x 3/8" gas flex connector on DW heater; (10') 3/4" gas pipe and fittings; (3) 3/4" isolation valves; change gaskets on gas meter. Multiple gas leaks discovered by gas company build has no domestic hot water which is impacting court operations.	\$ 10,361	\$ 9,404	\$ 13,314	\$ 12,084	\$ 2,680	129%	FY 17-18	90.76
767	Los Angeles	West Parking Structure	19-F3	1	Grounds & Parking Lot - Car fire on 3rd level of parking structure, and Fire Department on site. Remediation contractor extracted 1,200 gallons of contaminated water with fuel, cleaned 100'x 200' affected area in the public parking structure, and (32) 32 gal containers of contaminated water have been removed from site. . Replaced (1) 90 degree 4 inch cast iron drain, (1) Sprinkler head, (26) damaged light fixtures lamps, and ballast.	\$ 7,000	\$ 7,000	\$ 25,779	\$ 25,779	\$ 18,779	368%	FY 17-18	100
768	San Mateo	Northern Branch Courthouse	41-C1	2	Fire Protection - replace 3 sets of failing beam detectors (obsulet Fireray 2000) in M, N, & P with new updated devices (Fireray 3000) . Current devices has reached "end of life.	\$ 6,908	\$ 5,748	\$ 5,201	\$ 4,328	\$ (1,420)	75%	FY 17-18	83.21
769	San Diego	East County Regional Center	37-I1	2	Plumbing - Replace failed main bearing for re-heat circulation pump# 5. The main thrust bearing for the reheat circulation pump #5 is worn out, causing the impeller to shift and creating a loud noise.	\$ 5,828	\$ 3,946	\$ 3,318	\$ 2,247	\$ (1,700)	57%	FY 17-18	67.71
770	San Diego	East County Regional Center	37-I1	2	Plumbing - Replace 10 feet of 2" cast iron drain line piping. Judge's Chambers restroom the cast iron pipe from sink drain is cracked and needs to be replaced.	\$ 4,344	\$ 4,344	\$ 1,943	\$ 1,943	\$ (2,401)	45%	FY 17-18	100



JUDICIAL COUNCIL
OF CALIFORNIA

TRIAL COURT FACILITY MODIFICATION
ADVISORY COMMITTEE

Trial Court Facility Modification
All Completed FMs (List H)
7/1/2017 to 6/30/2018
Meeting Date 7/20/2018

FM NUMBER	LOCATION	FACILITY NAME	BUILDING ID	PRIORITY	SHORT TITLE	TCFMAC FUNDED COST	FACILITY MODIFICATION PROGRAM SHARE OF TCFMAC FUNDED COST	ACTUAL COST	FACILITY MODIFICATION PROGRAM SHARE OF ACTUAL COST	VARIANCE BETWEEN FUNDED AND ACTUAL (\$)	VARIANCE BETWEEN FUNDED AND ACTUAL (%)	FUND YEAR	FACILITY MODIFICATION PROGRAM BUDGET % OF COST
771	Orange	Harbor Justice Center-Newport Beach Facility	30-E1	2	HVAC - Chilled Water Valve Remove and replace failed chilled water valve with new Bray 6 Butterfly valve. The current valve is sticking in the open position and is not allowing for the proper water flow to air handler units 1 & 2. This will not allow for proper cooling of the building. Work includes removal and reconnection of electrical conduit, reinsulating of piping at valve, and testing.	\$ 11,100	\$ 11,100	\$ 8,897	\$ 8,897	\$ (2,203)	80%	FY 17-18	100
772	Los Angeles	Airport Courthouse	19-AU1	2	Elevators, Escalators, & hoists-Regulatory Compliance Preliminary Orders. 1. Crew to perform and check operation of elevators under earthquake or other emergency conditions. US291186, US295661, US295660, US295659, US295653, US285654, US295655, US295656, US295657, US295658 2. To install new pick up roller on elevator # 7 3. To install new top floor hoistway key switch on elevator # 10 4. To install new ADA phones.	\$ 12,787	\$ 9,868	\$ 8,811	\$ 6,799	\$ (3,068)	69%	FY 16-17	77.17
773	Riverside	Blythe Courthouse - Superior Court	33-D1	1	Vandalism-Emergency response to arson-The Blythe courthouse was vandalized on 11/3/2017. The front door was broken and an accelerant was used to start a fire inside the building. Emergency response is needed to clean up the glass, board the front door, and clean the soot from the walls.	\$ 6,800	\$ 6,800	\$ 4,153	\$ 4,153	\$ (2,647)	61%	FY 17-18	100
774	Los Angeles	Airport Courthouse	19-AU1	2	Plumbing - Replace 1-1/2" isolation ball valve that is not currently holding and leaking. Replace 1/2" trap primer inside access panel in hard lid ceiling, no existing isolation valve is present to secure water to area. All work need to be conducted after hours to minimize impact to court operations.	\$ 4,709	\$ 3,634	\$ 1,943	\$ 1,499	\$ (2,135)	41%	FY 17-18	77.17
775	San Bernardino	San Bernardino Justice Center	36-R1	2	Plumbing - Replace failed 2.5in cooling tower backflow. 2.5in Cooling tower backflow failed regulatory testing, valve pressures did not hold. This work is necessary to address risk of backfeeding water.	\$ 4,660	\$ 4,660	\$ 2,277	\$ 2,277	\$ (2,383)	49%	FY 17-18	100
776	Los Angeles	Torrance Courthouse	19-C1	2	Elevators, Escalators, & Hoists- Replace Push Button Selector Set on Public Elevator #3. Existing Push Button Selector Set has failed causing the elevator to stay on 1st floor lobby location. Additional work required to install (1) electronic door edge to replace the existing mechanical safety edge. Existing door failing creating possibility of door closing on passengers causing possible injury. Replace one (1) operating motor. Operating motor has failed.	\$ 4,581	\$ 3,900	\$ 16,009	\$ 13,630	\$ 9,730	349%	FY 17-18	85.14
777	Los Angeles	Norwalk Courthouse	19-AK1	1	Plumbing - On 12/01/2017, an inmate clogged toilet in Cell A of 1st floor lockup, causing a category 3 water intrusion. Approximately 20 gallons covered a 400 SF area of hard flooring. Water flowed into hallway covering a 20 SF area of hard flooring. Water penetrated the basement file room, saturating a 25 SF area of fireproofing known to contain ACM and approximately 5 gallons of water was on a 100 SF area of hard flooring in the basement.	\$ 15,035	\$ 15,035	\$ 11,305	\$ 11,305	\$ (3,730)	75%	FY 17-18	100
778	Los Angeles	Stanley Mosk Courthouse	19-K1	1	HVAC - Active leak on 720gal Heat Exchanger Holding Tank. Drain tank to locate leak. Remove, abate & replace 350sf insulation. Remediate positive ACM & BCS environment. Replace (1) 2 1/2" gate valve, (1) 2 1/2" Copper union drain, (2) 1" copper couplings for regulator & weld 1/4"x2"x4" metal plate on belly of tank to cover leak. Reinsulate Tank; (2) rolls of 186sf of 1 1/2" ASJ Tank Wrap, 3LF of 2 1/2"x1 1/2" fiberglass pipe cover, 6LF of (2) 1 1/2" fiberglass pipe cover, (5) 90 degree PVC covers & (4) sheets of 28"x48" ASJ board glass. Refill tank, pressurize and test for leaks. Perform environmental testing and set-up containment.	\$ 8,650	\$ 8,413	\$ 26,739	\$ 26,006	\$ 17,593	309%	FY 17-18	97.26



JUDICIAL COUNCIL
OF CALIFORNIA

TRIAL COURT FACILITY MODIFICATION
ADVISORY COMMITTEE

Trial Court Facility Modification
All Completed FMs (List H)
7/1/2017 to 6/30/2018
Meeting Date 7/20/2018

	FM NUMBER	LOCATION	FACILITY NAME	BUILDING ID	PRIORITY	SHORT TITLE	TCFMAC FUNDED COST	FACILITY MODIFICATION PROGRAM SHARE OF TCFMAC FUNDED COST	ACTUAL COST	FACILITY MODIFICATION PROGRAM SHARE OF ACTUAL COST	VARIANCE BETWEEN FUNDED AND ACTUAL (\$)	VARIANCE BETWEEN FUNDED AND ACTUAL (%)	FUND YEAR	FACILITY MODIFICATION PROGRAM BUDGET % OF COST
779	FM-0061559	Los Angeles	Compton Courthouse	19-AG1	2	Interior Finishes/ Apply approximate a total of 2300 L.F. of anti-skid tape, and epoxy paint to stair treads on interior stairs upper approach, and lower tread marked by stripe providing clear visual contrast. The exterior stairs upper approach and all treads will be re-marked by stripe marking visual contrast, a painted stripe to be added with a minimum 2" wide maximum 4" wide placed in parallel to and not more than 1" from the nose of the step or upper approach. This work in will be compliance with SFM Inspection report and CBC11B-504.4.1. Issue was noted on the most recent SFM report.	\$ 20,334	\$ 13,447	\$ 15,646	\$ 10,347	\$ (3,100)	77%	FY 17-18	66.13
780	FM-0061562	San Diego	North County Regional Center - North	37-F2	2	Interior Finishes - Replace lockset with lockset assembly with ADA interior handle door and re-key. Door cannot be opened from inside due to failed lockset.	\$ 4,057	\$ 4,057	\$ 1,742	\$ 1,742	\$ (2,315)	43%	FY 17-18	100
781	FM-0061563	Riverside	Blythe Courthouse - Superior Court	33-D1	1	Vandalism - Emergency response to vandalism and arson-The Blythe courthouse was vandalized a second time on 12/5/2017. The front door was broken and an accelerant was used to start a fire outside the building. Emergency response is needed to clean up the glass, board the front door, and clean any damage from the fire.	\$ 6,740	\$ 6,740	\$ 2,767	\$ 2,767	\$ (3,973)	41%	FY 17-18	100
782	FM-0061564	Alameda	Fremont Hall of Justice	01-H1	2	Elevator - Car #10 door control card has failed and must be replaced. "Door Board - US274739/Car #2 - Replace the obsolete door board to the MAC 104 which is the available replacement board - Verification of proper operation and site clean up.	\$ 4,016	\$ 4,016	\$ -	\$ -	\$ (4,016)	0%	FY 17-18	100
783	FM-0061569	San Francisco	Civic Center Courthouse	38-A1	2	HVAC - Perform Level 4 PM on Chillers 1 & 2; correct flow rates to factory settings - Low flow rates have caused both Chillers to trip off causing several issues with sequencing, re-activation after shutdowns, and temperature.	\$ 9,699	\$ 9,699	\$ 8,517	\$ 8,517	\$ (1,182)	88%	FY 17-18	100
784	FM-0061570	Los Angeles	East Parking Structure	19-F2	2	Plumbing- Sawcut stairwell to gain access to drain/piping. Replace 20 LF of 2' CI piping, fittings, and drain patch concrete. Drain is clogged and cannot be cleared. Area will be tested for ACM prior to saw cutting.	\$ 7,234	\$ 7,234	\$ 2,688	\$ 2,688	\$ (4,546)	37%	FY 17-18	100
785	FM-0061575	Los Angeles	Whittier Courthouse	19-AO1	2	Plumbing-Replace check #1 and check #2 on backflow preventer and rebuild relief. Backflow failed PM under SWO 2691888	\$ 926	\$ 800	\$ 823	\$ 711	\$ (89)	89%	FY 17-18	86.43
786	FM-0061578	Alameda	Hayward Hall of Justice	01-D1	2	Grounds and Parking - Safety Issue - Replace 100 sq. ft. of failed broken and heaved asphalt before winter rains exacerbates	\$ 9,914	\$ 9,914	\$ 7,242	\$ 7,242	\$ (2,672)	73%	FY 17-18	100
787	FM-0061580	Los Angeles	Van Nuys Courthouse West	19-AX2	1	HVAC - Replace (1) circuit board and (1) differential switch on Chiller #2 which was cause the chiller to fail. This has affected the comfort cooling to both Van Nuys West and Van Nuys East.	\$ 10,800	\$ 8,692	\$ 7,925	\$ 6,378	\$ (2,314)	73%	FY 17-18	80.48
788	FM-0061583	San Bernardino	Fontana Courthouse	36-C1	2	HVAC - Replace failed key pad for PKU02 and restore circuit B due to refrigerant leak. The key pad has failed making it impossible to assess unit and/or adjust parameters. Circuit B has a refrigerant leak.	\$ 4,234	\$ 3,520	\$ 15,857	\$ 13,182	\$ 9,662	375%	FY 17-18	83.13
789	FM-0061585	Kings	Avenal Court	16-C1	2	Plumbing - There are multiple leaks in the main domestic water piping system located outside of the building. Replace pressure regulator and existing piping which are corroding and leaking, with unacceptable risk of complete failure.	\$ 9,025	\$ 5,235	\$ 7,279	\$ 4,223	\$ (1,013)	81%	FY 17-18	58.01
790	FM-0061587	Los Angeles	Michael D. Antonovich Antelope Valley Courthouse	19-AZ1	1	Electrical - Replace (1) 120/277V 3 pole circuit limiting main circuit breaker; (1) 480/277V 125 Amp Circuit Breaker feeding Main Breaker Panel 2HB Lighting, Transformer T2B, Panel 2LC & 2LD. Breakers will reset but trip again after short time. Replacing breakers to restore uninterrupted power.	\$ 8,250	\$ 6,065	\$ 3,866	\$ 2,842	\$ (3,223)	47%	FY 17-18	73.51
791	FM-0061592	San Diego	East County Regional Center	37-I1	2	Fire Protection - Replace Fire Pump packing and replace bolts, lantern rings and packing rings. The front and back packing on the fire pump are failing, causing excessive water loss. This is a fire/safety issue.	\$ 3,739	\$ 2,532	\$ 1,472	\$ 997	\$ (1,535)	39%	FY 17-18	67.71
792	FM-0061594	Los Angeles	Compton Courthouse	19-AG1	2	Elevators, escalators, & hoists-Replace failed contactor on judges' elevator #8. Elevator is non responsive.	\$ 4,307	\$ 2,848	\$ 1,847	\$ 1,221	\$ (1,627)	43%	FY 17-18	66.13



JUDICIAL COUNCIL
OF CALIFORNIA

TRIAL COURT FACILITY MODIFICATION
ADVISORY COMMITTEE

Trial Court Facility Modification
All Completed FMs (List H)
7/1/2017 to 6/30/2018
Meeting Date 7/20/2018

	FM NUMBER	LOCATION	FACILITY NAME	BUILDING ID	PRIORITY	SHORT TITLE	TCFMAC FUNDED COST	FACILITY MODIFICATION PROGRAM SHARE OF TCFMAC FUNDED COST	ACTUAL COST	FACILITY MODIFICATION PROGRAM SHARE OF ACTUAL COST	VARIANCE BETWEEN FUNDED AND ACTUAL (\$)	VARIANCE BETWEEN FUNDED AND ACTUAL (%)	FUND YEAR	FACILITY MODIFICATION PROGRAM BUDGET % OF COST
793	FM-0061596	Kern	Bakersfield Superior Court	15-A1	2	Fire Protection - Fire Protection - Replacement of Fire Alarm Panel for Jury Services section that has a permanent fault due to obsolescence - existing panel obsolete and faults cannot be cleared from the system.	\$ 15,449	\$ 9,656	\$ 11,881	\$ 7,426	\$ (2,230)	77%	FY 17-18	62.5
794	FM-0061597	San Bernardino	San Bernardino Justice Center	36-R1	2	Vandalism - Replace (10) position indicator lenses that have graffiti etched into them on elevators 2, 4, 5, 6, and 7. This work is necessary in order to remove gang related graffiti from public view.	\$ 4,046	\$ 4,046	\$ 3,601	\$ 3,601	\$ (445)	89%	FY 17-18	100
795	FM-0061598	Shasta	Main Courthouse	45-A1	2	HVAC - AC Unit is Icing up Coils. Need HVAC Repair.	\$ 2,709	\$ 2,709	\$ 2,178	\$ 2,178	\$ (531)	80%	FY 17-18	100
796	FM-0061599	Orange	Harbor Justice Center-Newport Beach Facility	30-E1	2	Electrical - Replace a section of collapsed conduit under the asphalt at the Judge's secured parking gate, pull 90' of new wiring for the card access system and for the security phone to remotely open the gate, reconnect the card reader and security phone, and pour concrete to replace the asphalt that was removed. The judges' secured parking lot gate is not opening reliably, which is a security issue.	\$ 5,700	\$ 4,806	\$ 2,999	\$ 2,529	\$ (2,277)	53%	FY 17-18	84.32
797	FM-0061604	Los Angeles	Alfred J. McCartney Juvenile Justice Center	19-AE1	2	Interior Finishes - Replace (4) Door Closers with LCN Surface Mounted closers, (2) Trimco semi-automatic / manual flush bolts Courtrooms 285, 426, 427, 428. Existing door closers are worn allowing doors to slam shut during court proceedings creating disruption and distraction.	\$ 3,290	\$ 3,290	\$ 2,340	\$ 2,340	\$ (950)	71%	FY 17-18	100
798	FM-0061605	Los Angeles	Van Nuys Courthouse West	19-AX2	2	Elevators, Escalators, & Hoists - Replace damaged, obsolete contactor in escalator running from 2nd to 3rd floor. Contactor failed placing escalator out of service.	\$ 5,732	\$ 4,613	\$ 2,284	\$ 1,838	\$ (2,775)	40%	FY 17-18	80.48
799	FM-0061606	San Bernardino	Fontana Courthouse	36-C1	2	HVAC - Replace failed compressor, contactor and run hvac capacitor. Compressor failed to due grounding out via the contactor and run capacitor.	\$ 3,293	\$ 2,737	\$ 3,027	\$ 2,516	\$ (221)	92%	FY 17-18	83.13
800	FM-0061608	San Bernardino	Barstow Courthouse	36-J1	1	Utilities - Gas leak, report of gas smell on the 2nd floor in the back hallway. Perform Hydrogen leak testing.	\$ 30,211	\$ 23,543	\$ 33,038	\$ 25,747	\$ 2,203	109%	FY 17-18	77.93
801	FM-0061611	Los Angeles	Alhambra Courthouse	19-I1	1	HVAC - Replace following defective parts (1) transformer, (1) contactor and (1)15 amp fuse for the AHU-3. Impacting building HVAC temperatures.	\$ 4,500	\$ 3,870	\$ 2,059	\$ 1,771	\$ (2,099)	46%	FY 17-18	86
802	FM-0061614	Los Angeles	Whittier Courthouse	19-AO1	2	Plumbing-Replace check #1 and check #2 on backflow preventer and rebuild relief. Backflow failed PM under SWO 2691892	\$ 926	\$ 800	\$ 823	\$ 711	\$ (89)	89%	FY 17-18	86.43
803	FM-0061616	San Mateo	Hall of Justice	41-A1	2	Electrical - Remove/replace all existing failed electrical wiring from lighting chases; remove/replace existing fluorescent fixtures (38) with new LED strip fixtures; work requires scaffolding - Original cloth-wrapped wires have failed causing power short-outs and overheating issues due to deterioration.	\$ 55,898	\$ 55,898	\$ 46,622	\$ 46,622	\$ (9,276)	83%	FY 17-18	100
804	FM-0061619	Los Angeles	Airport Courthouse	19-AU1	1	Elevator / Public elevator 1,3, 4, & 9 stopped functioning due to unexpected activation of earthquake sensors. Re-set Elevator #1, 3, & 4 and tested several times to ensure proper operation. Replaced elevator rollers on employee elevator #9, making loud sounds, and disrupting court operations.	\$ 7,550	\$ 5,826	\$ 2,947	\$ 2,274	\$ (3,552)	39%	FY 17-18	77.17
805	FM-0061621	Los Angeles	Beverly Hills Courthouse	19-AQ1	2	Elevators, Escalators, & Hoists- Replace worn and broken counter weight rollers on Judge's Elevator #4. Rollers are worn out, and making loud noises, and need to be replaced to prevent failure and loss of service.	\$ 8,839	\$ 7,029	\$ 5,999	\$ 4,770	\$ (2,258)	68%	FY 17-18	79.52
806	FM-0061625	Los Angeles	San Fernando Courthouse	19-AC1	2	Vandalism- Remove gang graffiti from the following, (8) Restroom stall doors, (8) restroom sinks, and (8) restroom entrance doors. Replace graffiti film on (9) restroom mirrors. Sand and stain (4) fixed exterior benches with gang graffiti.	\$ 20,813	\$ 17,360	\$ 6,903	\$ 5,758	\$ (11,602)	33%	FY 17-18	83.41
807	FM-0061626	Los Angeles	Pasadena Courthouse	19-J1	1	Parking Lot - Replaced (1)burned out motor to the Eastside sally port. Sally port gate stuck is open creating a safety situation due to this being the secure gate the custody bus comes through.	\$ 7,551	\$ 7,551	\$ 3,583	\$ 3,583	\$ (3,968)	47%	FY 17-18	100



JUDICIAL COUNCIL
OF CALIFORNIA

TRIAL COURT FACILITY MODIFICATION
ADVISORY COMMITTEE

Trial Court Facility Modification
All Completed FMs (List H)
7/1/2017 to 6/30/2018
Meeting Date 7/20/2018

	FM NUMBER	LOCATION	FACILITY NAME	BUILDING ID	PRIORITY	SHORT TITLE	TCFMAC FUNDED COST	FACILITY MODIFICATION PROGRAM SHARE OF TCFMAC FUNDED COST	ACTUAL COST	FACILITY MODIFICATION PROGRAM SHARE OF ACTUAL COST	VARIANCE BETWEEN FUNDED AND ACTUAL (\$)	VARIANCE BETWEEN FUNDED AND ACTUAL (%)	FUND YEAR	FACILITY MODIFICATION PROGRAM BUDGET % OF COST
808	FM-0061627	Los Angeles	Torrance Courthouse	19-C1	2	Elevators, Escalators, & Hoists - Replace defective door lock on door to Judge's Elevator #5 on 3rd Floor elevator door. Door lock has failed causing door to slam open.	\$ 3,347	\$ 2,850	\$ 1,110	\$ 945	\$ (1,905)	33%	FY 17-18	85.14
809	FM-0061631	Kern	Bakersfield Juvenile Center	15-C1	2	Elevators, Escalators, & Hoists - Replace (4) failed limit switches, (8) Buffer Switches and 4 gallons of Buffer Oil and (1) Spool Seismic Detector cable to return Elevator 1 & 2 to full functionality - Passenger Elevator 1 & 2 found to have water in the pits as a result of sump pump powered down due to electrical outage.	\$ 23,326	\$ 15,572	\$ 16,631	\$ 11,103	\$ (4,470)	71%	FY 17-18	66.76
810	FM-0061632	Los Angeles	Chatsworth Courthouse	19-AY1	2	Elevators, Escalators, & Hoists - Install (2) cartop power supplies with alarm bell for Elevator #1 & #5. Existing alarm bells have failed and no longer functional.	\$ 4,579	\$ 3,837	\$ 2,207	\$ 1,849	\$ (1,988)	48%	FY 17-18	83.8
811	FM-0061633	Los Angeles	Burbank Courthouse	19-G1	2	Plumbing-Replace four (4) failed float switches for sump pump. Pump floats have failed, causing the 1st floor drains to back-up.	\$ 3,833	\$ 3,259	\$ 1,184	\$ 1,007	\$ (2,252)	31%	FY 17-18	85.03
812	FM-0061634	San Diego	Juvenile Court	37-E1	2	Interior Finishes - Replace (1) Omni lock on restroom door. Women's employee restroom door lock failed, entrapping employee inside the restroom.	\$ 4,747	\$ 3,542	\$ 2,356	\$ 1,758	\$ (1,784)	50%	FY 17-18	74.62
813	FM-0061647	San Francisco	Civic Center Courthouse	38-A1	2	Interior Finishes - Replace failed LH dummy closer and thrust bearing at front entry door; 1200 lb. door requires lift for removal - Failed items caused door to be non-operational.	\$ 5,139	\$ 5,139	\$ 2,163	\$ 2,163	\$ (2,976)	42%	FY 17-18	100
814	FM-0061648	Los Angeles	Torrance Courthouse	19-C1	1	Plumbing - All 4 toilets are plugged and overflowing. Approximately 50 gallons of water has been extracted from the floor. Water is contained to restroom.	\$ 18,238	\$ 15,528	\$ 14,360	\$ 12,226	\$ (3,302)	79%	FY 17-18	85.14
815	FM-0061650	Los Angeles	West Covina Courthouse	19-X1	1	County Managed - HVAC: Emergency service to chillers. Chillers failing and impacting court operations. LAISD perform multiple diagnostic tests while calibrating control switches. Brushed and flushed condenser tubes while lubricating linkages as needed to prevent chiller from failing.	\$ 17,433	\$ 17,433	\$ 17,432	\$ 17,432	\$ (1)	100%	FY 17-18	100
816	FM-0061654	Los Angeles	Compton Courthouse	19-AG1	1	Plumbing/ Completed repairs on 4 inch copper supply pipe. Replaced (2) 4" pro-press couplings, (1) 4" pro-press Tee, (1) 4x2" fitting reducer, (1) 2"x1 1/2 inch fitting reducer, (1) 1 1/2" pro-press ball valve, 10 ft. of 4" type L Pipe. Erected (1) 10'x10'x10'h containment and conducted environmental sampling of affected area. All work performed in a known ACM environment.	\$ 14,980	\$ 9,906	\$ 13,687	\$ 9,051	\$ (855)	91%	FY 17-18	66.13
817	FM-0061655	Amador	New Amador County Courthouse	03-C1	2	HVAC - Replace failed Package Unit Induced Draft Motor - motor failed and unit is not working.	\$ 1,733	\$ 1,733	\$ 1,480	\$ 1,480	\$ (253)	85%	FY 17-18	100
818	FM-0061656	Los Angeles	Van Nuys Courthouse West	19-AX2	2	Elevators, Escalators, & Hoists - Replace (1) Hoist Motor Cooling Blowers, install correct circuit & voltage for blowers to function correctly, install correct contactor, furnish and install ice cube relays for reliable operation, replace solid state timers as required. Existing Cooling Blower for Elevator #3 has failed and will be replaced to eliminate intermittent shut downs.	\$ 16,408	\$ 13,205	\$ 5,559	\$ 4,474	\$ (8,731)	34%	FY 17-18	80.48
819	FM-0061657	Shasta	Courthouse Annex	45-A7	2	1. Due to inspection audit, Hot and Cold Valves in Holding Cells must be changed to Metered Valves	\$ 3,386	\$ 3,386	\$ 712	\$ 712	\$ (2,674)	21%	FY 17-18	100
820	FM-0061659	Los Angeles	Downey Courthouse	19-AM1	2	HVAC - Replace failed Compressor #2 in IT Room Liebert Unit. Includes: replace (1) Filter Drier, (1) Sight Glass, (1) contactor, charge system with R407C Refrigerant to fully charge system. Failed compressor not allowing not allowing IT Room unit to run at 100% capacity."	\$ 11,126	\$ 11,126	\$ 9,949	\$ 9,949	\$ (1,177)	89%	FY 17-18	100
821	FM-0061669	Los Angeles	Santa Monica Courthouse	19-AP1	1	Plumbing - Ceiling leak in Dep. Q Judges Chambers. Replaced all gravel under HHW Pipes (app. 120 sq. ft.), applied 15 gallons of asphalt primer, 15 gallons of base coat of a non-asbestos roof mastic. Embed a fiberglass mesh to re-enforce the repair. Erected a 12'x10' containment, placed drying equipment, cleaned & disinfected 132 Sq. Ft. of carpet.	\$ 13,500	\$ 13,500	\$ 21,241	\$ 21,241	\$ 7,741	157%	FY 17-18	100
822	FM-0061674	Alameda	Hayward Hall of Justice	01-D1	2	HVAC - Replace failed penthouse control room AC mini-split system 3-ton A/C compressor unit	\$ 6,152	\$ 5,432	\$ 4,136	\$ 3,652	\$ (1,780)	67%	FY 17-18	88.3



JUDICIAL COUNCIL
OF CALIFORNIA

TRIAL COURT FACILITY MODIFICATION
ADVISORY COMMITTEE

Trial Court Facility Modification
All Completed FMs (List H)
7/1/2017 to 6/30/2018
Meeting Date 7/20/2018

FM NUMBER	LOCATION	FACILITY NAME	BUILDING ID	PRIORITY	SHORT TITLE	TCFMAC FUNDED COST	FACILITY MODIFICATION PROGRAM SHARE OF TCFMAC FUNDED COST	ACTUAL COST	FACILITY MODIFICATION PROGRAM SHARE OF ACTUAL COST	VARIANCE BETWEEN FUNDED AND ACTUAL (\$)	VARIANCE BETWEEN FUNDED AND ACTUAL (%)	FUND YEAR	FACILITY MODIFICATION PROGRAM BUDGET % OF COST
823	Solano	Old Solano Courthouse	48-A3	2	Grounds - Remove fallen tree; safe off area; clear all brush, debris and limbs from site for recycle; grind stump; plant new cedar tree at location (required by County).	\$ 7,111	\$ 7,111	\$ 4,665	\$ 4,665	\$ (2,446)	66%	FY 17-18	100
824	Los Angeles	Pasadena Courthouse	19-J1	1	Plumbing - Erect (1) containment 10'x10'x8', (2) 2 stage Decon Chambers, (1) Dehumidifier, (1) HEPA AFD. Removed (31) 1'x1' VCT floor tiles and mastic and replaced (31) 1'x1' VCT Floor Tiles, removed and replaced (12) linear feet 4" cove base. Applied detergent, disinfectant, rinse 420 Sq. Ft. x 2 hard surfaces. Work performed under ACM conditions. Landscaping sprinkler malfunctioned allowing water to flood into Basement Room B-5 affecting (6'x10') Concrete Wall.	\$ 13,681	\$ 13,681	\$ 11,682	\$ 11,682	\$ (1,999)	85%	FY 17-18	100
825	Sutter	New Sutter County Courthouse	51-C1	2	Connect wiring from ADA push button to MDF room missed during construction.	\$ 3,651	\$ 3,651	\$ 1,446	\$ 1,446	\$ (2,205)	40%	FY 17-18	100
826	Orange	601 W. Santa Ana Blvd - 4 DCA 3	64-E1	2	Exterior Shell - Replace exterior windows (46" X 80" and 46" X 24") on the N side of the building, room 308. Windows appear to have been shot, has bullet hole and shattered the glass. Scaffolding will be used since the affected window panes are the exterior pane of a dual pane window. This work must be completed in order to address safety / security concerns.	\$ 6,645	\$ 6,645	\$ 5,717	\$ 5,717	\$ (928)	86%	FY 17-18	100
827	Los Angeles	Pasadena Courthouse	19-J1	2	HVAC - Replace (2) EZ Floats in Cooling Towers 1 & 2. Existing floats are failing resulting in potential loss of water and chemical treatment allowing build up of scale on tower media shortening the life of the media and affecting the efficiency of the cooling towers.	\$ 10,757	\$ 7,460	\$ 7,719	\$ 5,353	\$ (2,107)	72%	FY 17-18	69.35
828	Los Angeles	Downey Courthouse	19-AM1	2	Grounds & Parking Lot - Install (100) 4"x 1-5/8"x2" skate stopper commonly used on bull nose brick and poured concrete & anchored with Smart Pin Plus anchors with 2-part epoxy. Install on (5) planters around exterior of building as deterrent to skate boarders skating on edges causing cracking of tiles and concrete creating a trip hazard and damaging court property.	\$ 5,489	\$ 4,594	\$ 3,016	\$ 2,524	\$ (2,070)	55%	FY 17-18	83.7
829	Los Angeles	Michael D. Antonovich Antelope Valley Courthouse	19-AZ1	2	Fire Protection - Replace (1) failed Discharge Valve. While attempting to close the valve, at 2/3 closed the valve stopped and will not close completely.	\$ 2,669	\$ 1,962	\$ 499	\$ 367	\$ (1,595)	19%	FY 17-18	73.51
830	Los Angeles	San Fernando Courthouse	19-AC1	2	HVAC-Isolate cooling towers 1 and 2 on the roof. Once isolated, seal leaks as required around the top of each tower. Towers are currently leaking from several places.	\$ 5,506	\$ 4,593	\$ 3,031	\$ 2,528	\$ (2,064)	55%	FY 17-18	83.41
831	Los Angeles	Torrance Courthouse	19-C1	2	HVAC-Replace one (1) volume control damper in 5th floor judge's chamber. Existing damper does not work, and there is no air flow. Work is being completed above ceiling tiles, and the area will be inspected for ACM prior to commencement of work. If ACM is detected, containment and remediation will be required.	\$ 7,959	\$ 6,776	\$ 4,627	\$ 3,939	\$ (2,837)	58%	FY 17-18	85.14
832	Los Angeles	Metropolitan Courthouse	19-T1	2	Plumbing - Replace 10LF of 6" CI pipe, (4) 6" couplings, (1) hanger & (1) 6"-2" comby on sewer line. Sewer Pipe in parking level A is cracked and has temporary seal to keep from leaking. High lift equipment required.	\$ 6,133	\$ 5,798	\$ 3,196	\$ 3,021	\$ (2,777)	52%	FY 17-18	94.54
833	Los Angeles	Malibu Courthouse	19-AS1	1	LA County Managed Facility: Replace defective parts and restore the heating and hot water boiler unit to operational status and put back in service.	\$ 3,798	\$ 1,442	\$ 3,356	\$ 1,275	\$ (168)	88%	FY 17-18	37.98
834	San Diego	East County Regional Center	37-I1	1	Elevators, Escalators, & Hoists - Replace (1) HCI Door Board on Elevator #6 and relays. Elevator #6 out of service due to doors not opening causing entrapments.	\$ 5,272	\$ 5,272	\$ 2,823	\$ 2,823	\$ (2,449)	54%	FY 17-18	100
835	Orange	Central Justice Center	30-A1	2	Exterior Shell - Replace 4' x 8' black spandrel tempered glass between 8th and 9th floors on exterior of facility. Window was broken by high winds. Will require use of counter weight swing stage as the roof cleats are not certified for use and 2 trips, after hours for safety, one to measure and one to install. Broken glass is in between floors impacting two Judges chambers.	\$ 14,829	\$ 13,520	\$ 12,942	\$ 11,799	\$ (1,720)	87%	FY 17-18	91.17



JUDICIAL COUNCIL
OF CALIFORNIA

TRIAL COURT FACILITY MODIFICATION
ADVISORY COMMITTEE

Trial Court Facility Modification
All Completed FMs (List H)
7/1/2017 to 6/30/2018
Meeting Date 7/20/2018

	FM NUMBER	LOCATION	FACILITY NAME	BUILDING ID	PRIORITY	SHORT TITLE	TCFMAC FUNDED COST	FACILITY MODIFICATION PROGRAM SHARE OF TCFMAC FUNDED COST	ACTUAL COST	FACILITY MODIFICATION PROGRAM SHARE OF ACTUAL COST	VARIANCE BETWEEN FUNDED AND ACTUAL (\$)	VARIANCE BETWEEN FUNDED AND ACTUAL (%)	FUND YEAR	FACILITY MODIFICATION PROGRAM BUDGET % OF COST
836	FM-0061710	San Bernardino	Barstow Courthouse	36-J1	2	HVAC- Remove and replace (23) burners; (1) burner ignitor; (1) gas valve; perform combustion analysis. Boiler is not responding to calls for heat; gas valve is leaking, and burners are defective.	\$ 7,869	\$ 6,132	\$ 7,281	\$ 5,674	\$ (458)	93%	FY 17-18	77.93
837	FM-0061713	Madera	New Madera Courthouse	20-F1	2	Holding Cell. Existing lock on holding cell, DoorB-13, does not have manual override. In other words, if the power goes off an individual will be locked in. Need to replace the existing door hardware with a thumblock.	\$ 2,500	\$ 2,500	\$ 2,266	\$ 2,266	\$ (234)	91%	FY 17-18	100
838	FM-0061716	Los Angeles	S. Bay Muni Court Jury Assembly Trailer	19-C3	2	HVAC- Replace one (1) 3 ton wall mount heat pump unit, one (1) T-stat, replace all electrical connections and condensate piping. Perform factory start up on new unit. Existing unit has failed coils/compressor and unit is not functioning.	\$ 10,332	\$ 10,332	\$ 9,196	\$ 9,196	\$ (1,136)	89%	FY 17-18	100
839	FM-0061718	Humboldt	Humboldt County Courthouse (Eureka)	12-A1	2	County Managed - Exterior Shell - Repairs and clean Windows on ground floor and second floor - Repair window Frame and broken Glass at three Chambers Restroom, PJ exterior glass on 2nd floor and Jury assembly along with 7 other locations in the building, Clean glass approx. 4000 sq ft using the lift required to repair glass.	\$ 4,289	\$ 1,448	\$ 4,289	\$ 1,448	\$ -	100%	FY 17-18	33.77
840	FM-0061720	Los Angeles	Compton Courthouse	19-AG1	1	Ceiling leak in Dept 260 courtroom that is coming from roof. Erected (1) 10x10x9H containment, (1) 24x9x13H containment, extracted 30 gallons of water, installed (22) 12x12 ceiling tiles, and (4) 24x24 inch ceiling (all work performed in a know ACM environment). Patched several cracks and holes on roof that was identified as source of leak.	\$ 25,397	\$ 16,795	\$ 20,736	\$ 13,713	\$ (3,082)	82%	FY 17-18	66.13
841	FM-0061721	Los Angeles	Monrovia Training Center	19-N1	1	Roof Leak - Rain water leaking into 1st floor Lock-up area affecting (2) 1'x1' ceiling tiles. Set up (1) 4'x5'x8' Containment; (1) Decon Chamber; (1) HEPA, dry out approx. 40sqft category 2 water	\$ 5,100	\$ 3,585	\$ 6,708	\$ 4,715	\$ 1,130	132%	FY 17-18	70.29
842	FM-0061724	San Bernardino	San Bernardino Justice Center	36-R1	1	HVAC - Isolate valves and replace seals for sand filter. Penthouse sand filter leaking profusely.	\$ 17,500	\$ 17,500	\$ 13,075	\$ 13,075	\$ (4,425)	75%	FY 17-18	100
843	FM-0061725	Los Angeles	East Los Angeles Courthouse	19-V1	1	Roof - Rain water from roof has infiltrated rooftop AHU room and leaked down into Dept. 7 courtroom. Affecting (4) 2'x2' ceiling tiles; 6'x6' carpet saturated. Torch apply 100' linear x 3' high granulated bitumen roof membrane on South Side of Roof from Penthouse wall to curb angle. Rain water leaked from roof, affecting Courtrooms Dept. 6 & 7.	\$ 5,000	\$ 3,886	\$ 28,751	\$ 22,345	\$ 18,459	575%	FY 17-18	77.72
844	FM-0061726	Los Angeles	Norwalk Courthouse	19-AK1	1	Interior Finishes - 1st Floor Clerk Off. 7'x11'x13', 4th Floor Dept. K Hallway 4'x7'x8', 7th Floor Dept. Z 6'x7'x11', 7th Floor Prob. Room 709B 5'x8'x9' with Decon Chambers with each. Replace (6) 1'x1' ceiling tiles 1st Floor Clerk Office, & (8) on 4th Floor. Set up (4) HEPA AFD, (4) Dehumidifiers. Replaced (10') of 4 inch cracked cast iron pipe, (1) Qtr. bend, (4) husky bands, (2) Hangers. (1) Cracked Santee, (2) couplings, (2) 45s, (1) 3/4 x1/2 reducer, (3') of 1 ? pipe.	\$ 5,500	\$ 4,677	\$ 62,909	\$ 53,492	\$ 48,815	1144%	FY 17-18	85.03
845	FM-0061729	San Bernardino	San Bernardino Courthouse - Annex	36-A2	2	Plumbing - Replace failed diaphragms on Backflow Preventer 01. Main backflow failed annual testing.	\$ 2,408	\$ 2,303	\$ 1,806	\$ 1,727	\$ (576)	75%	FY 17-18	95.64
846	FM-0061731	Los Angeles	Van Nuys Courthouse East	19-AX1	2	Elevators, Escalators, & Hoists - Replace ropes on Passenger Elevator #3. Ropes have stretched allowing elevator car to stop below the threshold of the car door creating a trip hazard, or entrapments.	\$ 13,045	\$ 10,881	\$ 5,747	\$ 4,794	\$ (6,087)	44%	FY 17-18	83.41
847	FM-0061732	San Diego	East County Regional Center	37-11	1	Elevators, Escalators, & Hoists - Replace door motor for elevator doors, Shorten comp ropes to give clearance to the off limit switch on top of the car top. Elevator #2 was stuck with the doors closed and not responding, with entrapment.	\$ 5,449	\$ 3,690	\$ 2,980	\$ 2,018	\$ (1,672)	55%	FY 17-18	67.71



JUDICIAL COUNCIL
OF CALIFORNIA

TRIAL COURT FACILITY MODIFICATION
ADVISORY COMMITTEE

Trial Court Facility Modification
All Completed FMs (List H)
7/1/2017 to 6/30/2018
Meeting Date 7/20/2018

	FM NUMBER	LOCATION	FACILITY NAME	BUILDING ID	PRIORITY	SHORT TITLE	TCFMAC FUNDED COST	FACILITY MODIFICATION PROGRAM SHARE OF TCFMAC FUNDED COST	ACTUAL COST	FACILITY MODIFICATION PROGRAM SHARE OF ACTUAL COST	VARIANCE BETWEEN FUNDED AND ACTUAL (\$)	VARIANCE BETWEEN FUNDED AND ACTUAL (%)	FUND YEAR	FACILITY MODIFICATION PROGRAM BUDGET % OF COST
848	FM-0061733	San Diego	East County Regional Center	37-I1	2	Interior Finishes - Replace (2) fire doors in shop area. Hole drilled for key drop in fire rated door is in violation of fire code and replacement is required by SFM. This is County responsibility but due to access and timing, ABM to perform work. County to fully reimburse the JCC. County authorization email uploaded to notes and documents	\$ 2,154	\$ 2,154	\$ 1,917	\$ 1,917	\$ (237)	89%	FY 17-18	100
849	FM-0061735	Los Angeles	East Los Angeles Courthouse	19-V1	2	Replaced cracked/leaking 2 1/2" Cast Iron drain line, 20 LF of 2 2/2" Cl piping, two (2) 2 1/2" No-Hub couplings, and (2) 2 1/2" tippers. Erected (1) containments in Dept. 6 Chambers, 6x 6x8. Cast Iron drain line is cracked causing category 3 water to spill.	\$ 5,365	\$ 4,170	\$ 2,905	\$ 2,258	\$ (1,912)	54%	FY 17-18	77.72
850	FM-0061738	Los Angeles	El Monte Courthouse	19-O1	1	Roof - Leak - Rain water from roof has leaked down into 1st Floor Room 100 affecting (4) 1'x1' Ceiling Tiles. Plumber freed the drain of debris and roofer sealed affected one drain properly above room 100 with mastic left poorly completed from previous roof project.	\$ 9,211	\$ 9,211	\$ 6,330	\$ 6,330	\$ (2,881)	69%	FY 17-18	100
851	FM-0061739	Los Angeles	Compton Courthouse	19-AG1	1	Plumbing - 3" Copper supply line leaking. Approximately 5 gallons of water removed from concrete floor.	\$ 21,431	\$ 14,172	\$ 17,206	\$ 11,378	\$ (2,794)	80%	FY 17-18	66.13
852	FM-0061740	Orange	601 W. Santa Ana Blvd - 4 DCA 3	64-E1	2	Grounds and Parking Lot - Add 50 C.Y. of mulch to Back Areas to cover irrigation drip system, slow down evaporation and suppress weed germination allowing landscaping plants to thrive.	\$ 4,482	\$ 4,482	\$ 2,721	\$ 2,721	\$ (1,761)	61%	FY 17-18	100
853	FM-0061742	Los Angeles	Clara Shortridge Foltz Criminal Justice Center	19-L1	1	HVAC - Replace (1) Fan Shaft (refurbished), (2) Pulleys, (2) Bushings, (2) Bearings, (3) belts & (14) Air Filters due to broken shaft on Air Handler #1. Broken shaft affecting temperature in Main cafeteria, 1st flr.	\$ 18,956	\$ 13,040	\$ 8,295	\$ 5,706	\$ (7,334)	44%	FY 17-18	68.79
854	FM-0061744	San Mateo	Hall of Justice	41-A1	2	Holding area - Remediate arraignment viewing window noise; relocate existing glass panels (4) to each side of opening; install new glass panel (1) at center; re-route microphone wire through frame; secure joints w/caulk - Court operations are being disrupted due to in-custody noise causing complaints from Council.	\$ 8,102	\$ 8,102	\$ 9,119	\$ 9,119	\$ 1,017	113%	FY 17-18	100
855	FM-0061746	Los Angeles	Compton Courthouse	19-AG1	1	Roof Request - Roof leaking rain water into 12th Floor Dept. Q Courtroom. Erected (1) 22'x8'x12' Containment, replace (12) 1'x1' ceiling tiled, and extracted 10 gallons of water, replaced (1) Jury Chair, and repaired 40 square feet of the deteriorated roof.	\$ 14,500	\$ 9,589	\$ 14,005	\$ 9,262	\$ (327)	97%	FY 17-18	66.13
856	FM-0061747	San Francisco	Civic Center Courthouse	38-A1	2	HVAC - remove (1) failed VFD and replace with (1) new VFD - VFD powers the pump to heating hot water pump (HHWP-2)	\$ 5,363	\$ 5,363	\$ 3,207	\$ 3,207	\$ (2,156)	60%	FY 17-18	100
857	FM-0061751	Los Angeles	Van Nuys Courthouse West	19-AX2	2	Elevators, Escalators, & Hoists - Replace failed (2) Tachometers for Elevator #6 & #7. Tachometers need to be replaced to ensure proper leveling of elevator cars.	\$ 6,609	\$ 6,609	\$ 680	\$ 680	\$ (5,929)	10%	FY 17-18	100
858	FM-0061752	San Diego	East County Regional Center	37-I1	2	Fire Protection - Install fire retardant coating on approximately (80) areas in the basement. Fire retardant coating is missing in locations where clamps / brackets have been installed or removed, leaving the area bare. This work is needed per the SFM.	\$ 4,599	\$ 3,114	\$ 2,248	\$ 1,522	\$ (1,592)	49%	FY 17-18	67.71
859	FM-0061754	Los Angeles	Compton Courthouse	19-AG1	1	HVAC- Boiler leaking water onto floor on 13th floor, water leaked down to secure hallway on 12th floor. Erected (1) 6'x12'x11'h, extracted 6 gallons of water from affected area. Replaced (16) 1'x1' Ceiling Tiles; disinfected a 468 Sq. Ft. hard surface area. Replaced (1) Failed Flow switch and (1) circuit board on boiler #1 (all work performed in a known ACM environment).	\$ 22,508	\$ 14,885	\$ 22,660	\$ 14,985	\$ 101	101%	FY 17-18	66.13
860	FM-0061755	San Bernardino	Fontana Courthouse	36-C1	2	Elevators, Escalators, & Hoists - Restore off-line elevator #1 to proper working condition. While on the 1st floor elevator #1 doors stay open an extended period of time; upon arriving at the 2nd floor the elevator will travel back down to the 1st floor without any buttons being pressed.	\$ 3,973	\$ 3,303	\$ 800	\$ 665	\$ (2,638)	20%	FY 17-18	83.13



JUDICIAL COUNCIL
OF CALIFORNIA

TRIAL COURT FACILITY MODIFICATION
ADVISORY COMMITTEE

Trial Court Facility Modification
All Completed FMs (List H)
7/1/2017 to 6/30/2018
Meeting Date 7/20/2018

	FM NUMBER	LOCATION	FACILITY NAME	BUILDING ID	PRIORITY	SHORT TITLE	TCFMAC FUNDED COST	FACILITY MODIFICATION PROGRAM SHARE OF TCFMAC FUNDED COST	ACTUAL COST	FACILITY MODIFICATION PROGRAM SHARE OF ACTUAL COST	VARIANCE BETWEEN FUNDED AND ACTUAL (\$)	VARIANCE BETWEEN FUNDED AND ACTUAL (%)	FUND YEAR	FACILITY MODIFICATION PROGRAM BUDGET % OF COST
861	FM-0061756	Los Angeles	Downey Courthouse	19-AM1	2	Interior Finishes - Replace (1) 35"x41"x3/4" glass 4th Floor Interview Room, (2) 7-1/4"x7-1/4"x3/4" glass Basement Lock-up Cell C & Cell J. Glass is cracked and broken by in-custodies and must be replaced as a safety issue.	\$ 2,341	\$ 1,959	\$ 73	\$ 61	\$ (1,898)	3%	FY 17-18	83.7
862	FM-0061757	Los Angeles	Michael D. Antonovich Antelope Valley Courthouse	19-AZ1	2	HVAC-Replace missing brackets and hardware for hand rails on cooling towers 1 and 2. Missing companets are creating a safety hazard, since the hand rails are not secure.	\$ 2,872	\$ 2,407	\$ 687	\$ 576	\$ (1,831)	24%	FY 17-18	83.8
863	FM-0061766	Los Angeles	Pasadena Courthouse	19-J1	1	Plumbing - Sink in 4th floor janitor closet overflowed approximately 100 gallons of water. Water flowed into Department S, wetting a 16' x 16' area of 2' x 2' carpet tiles. Water penetrated to 3rd floor Public Defender office room 330, through 2'x 4' light fixtures affecting 10 SF area of VCT tiles and penetrated to room 325 through 2' x 4' light fixtures. Plumbers discovered a 4-inch drain riser had a restriction due to an in-custody shirt and plastic bag causing janitorial sink to overflow with CAT2 water. All work performed under ACM conditions.	\$ 40,573	\$ 28,137	\$ 33,158	\$ 22,995	\$ (5,142)	82%	FY 17-18	69.35
864	FM-0061767	Shasta	Courthouse Annex	45-A7	2	Windings on Air Handler #1 Supply Fan motor are damaged. Motor had been single-phasing due to short in conductor.	\$ 5,710	\$ 3,980	\$ 5,497	\$ 3,832	\$ (148)	96%	FY 17-18	69.71
865	FM-0061769	Los Angeles	Van Nuys Courthouse East	19-AX1	2	HVAC-Replace three (3) outdoor/exterior rated canvas connectors for exhaust fans (one each for exhaust fans 1, 2, & 3) and three (3) sheet metal covers. Seal new connectors. Existing connectors have failed and are leaking.	\$ 7,101	\$ 6,372	\$ 4,451	\$ 3,994	\$ (2,378)	63%	FY 17-18	89.74
866	FM-0061771	Los Angeles	Norwalk Courthouse	19-AK1	1	Interior finishes-Replace One (1) 1' x 1' ceiling tile fell to ground in 5th floor secure hallway in known ACM environment. Set up (1) 4'x5'x8' Containment; (1) Decon Chamber; (1) HEPA AFD. Apply Detergent, Disinfectant, Rinse 164 Sq. Ft. x 3 Hard Surfaces.	\$ 8,357	\$ 7,106	\$ 5,569	\$ 4,735	\$ (2,371)	67%	FY 17-18	85.03
867	FM-0061772	Los Angeles	David M. Kenyon Juvenile Justice Center	19-AN1	1	Grounds -(County Managed) Replace (2) door locks and (1) door. Door and locks were damaged, due to vandals. Replace to securing vacant county managed building.	\$ 6,620	\$ 2,692	\$ 2,692	\$ 1,095	\$ (1,597)	41%	FY 17-18	40.66
868	FM-0061773	Los Angeles	Bellflower Courthouse	19-AL1	2	Interior finishes-Replace two (2) 31 1/2" x 28 1/2" tempered glass windows and three (3) 28 1/2" x 28 1/2" tempered glass windows. Windows have been shattered by a BB gun and are boarded up.	\$ 2,449	\$ 1,909	\$ 1,895	\$ 1,477	\$ (432)	77%	FY 17-18	77.94
869	FM-0061775	Los Angeles	Compton Courthouse	19-AG1	2	Vandalism-Replace four (4) panels of 1/4" Bronze Tempered Glass with anti-graffiti film: one (1) 46" x 44", one (1) 46" x 35", and two (2) 25" x 68". Replace three (3) pieces bronze frame glass door stops. Glass vandalized by foreign object. Glass chipped and graffiti film damaged.	\$ 5,197	\$ 3,437	\$ 4,056	\$ 2,682	\$ (755)	78%	FY 17-18	66.13
870	FM-0061776	Los Angeles	Compton Courthouse	19-AG1	2	HVAC-Replace one (1) draft motor assembly for boiler #4. Draft motor has failed and boiler will not function.	\$ 6,580	\$ 4,351	\$ 5,609	\$ 3,709	\$ (642)	85%	FY 17-18	66.13
871	FM-0061777	El Dorado	Johnson Bldg.	09-E1	2	Original scope of work included adding two red lights incustody transport lights to exisiting employee hallway areas. An extra red light was added for a total of 3 light installations with 3 and 4 way switching to be installed to each light	\$ 6,532	\$ 6,532	\$ 3,591	\$ 3,591	\$ (2,941)	55%	FY 17-18	100
872	FM-0061778	Butte	North Butte County Courthouse	04-F1	2	Capital Program Funded - Safety - Upgrade two CFL fixtures over public lobby stairway to higher lumen LED fixtures	\$ 4,144	\$ 4,144	\$ 3,994	\$ 3,994	\$ (150)	96%	FY 17-18	100
873	FM-0061779	Los Angeles	Torrance Courthouse	19-C1	2	Interior finishes-Install one (1) pair of Von Duprin panic push bars on main lobby doors. Doors do not have panic push bar, which creates a safety hazard in the event of an emergency exiting the building.	\$ 7,668	\$ 6,529	\$ 4,956	\$ 4,220	\$ (2,309)	65%	FY 17-18	85.14
874	FM-0061780	Los Angeles	Norwalk Courthouse	19-AK1	1	Interior finishes-Replace One (1) 1' x 1' ceiling tile fell. Erected (1) containment 6x 6x7 in the secure hallway, area is known ACM environment. Install (1) 4'x6'x8' Containment; (1) Decon Chamber; (1) HEPA AFD. Ceiling tile fell due to seismic activity.	\$ 8,828	\$ 7,506	\$ 5,989	\$ 5,092	\$ (2,414)	68%	FY 17-18	85.03



JUDICIAL COUNCIL
OF CALIFORNIA

TRIAL COURT FACILITY MODIFICATION
ADVISORY COMMITTEE

Trial Court Facility Modification
All Completed FMs (List H)
7/1/2017 to 6/30/2018
Meeting Date 7/20/2018

	FM NUMBER	LOCATION	FACILITY NAME	BUILDING ID	PRIORITY	SHORT TITLE	TCFMAC FUNDED COST	FACILITY MODIFICATION PROGRAM SHARE OF TCFMAC FUNDED COST	ACTUAL COST	FACILITY MODIFICATION PROGRAM SHARE OF ACTUAL COST	VARIANCE BETWEEN FUNDED AND ACTUAL (\$)	VARIANCE BETWEEN FUNDED AND ACTUAL (%)	FUND YEAR	FACILITY MODIFICATION PROGRAM BUDGET % OF COST
875	FM-0061781	Los Angeles	Norwalk Courthouse	19-AK1	1	Plumbing - Replace 8 linear feet of 2-1/2" Cast Iron pipe, (1) cast iron elbow (3) No-Hub couplings. Erected (1) critical barrier. Cast Iron drain line is cracked causing category 3 water to spill. - Erected (1) 70"x90" Critical Barrier, (1) Decon Chamber, (1) 36"x36" water diverter; Applied Detergent, Disinfectant, Rinsed 250 Sq. Ft x 3. Sanitized Water Heater	\$ 9,644	\$ 8,200	\$ 6,715	\$ 5,710	\$ (2,491)	70%	FY 17-18	85.03
876	FM-0061782	Los Angeles	Chatsworth Courthouse	19-AY1	2	HVAC-Replace one (1) re-heat coil and associated piping and sheet metal. Existing coil is leaking and can cause damage to the adjacent area.	\$ 5,515	\$ 4,622	\$ 1,805	\$ 1,513	\$ (3,109)	33%	FY 17-18	83.8
877	FM-0061784	Los Angeles	Inglewood Courthouse	19-F1	2	Interior finishes-Replace one (1) 2' x 7' ADA stall partition and re-hang existing door. Door is off due to broken partition.	\$ 2,838	\$ 2,116	\$ 596	\$ 444	\$ (1,672)	21%	FY 17-18	74.56
878	FM-0061785	Shasta	Main Courthouse	45-A1	2	Interior Finishes - Prepare and paint Judge's Chambers for Departments 7, 8, 9. The preparatory work shall include minor repairs (including scraping of peeling paint, filling small holes, etc.), as well as masking and taping edges. The paint color has been designated by the Court to match existing colors.	\$ 4,079	\$ 4,079	\$ 2,991	\$ 2,991	\$ (1,088)	73%	FY 17-18	100
879	FM-0061786	Alameda	Fremont Hall of Justice	01-H1	2	HVAC - Replace failed motor and fan shaft bearings on AHU #3	\$ 11,809	\$ 9,376	\$ 10,008	\$ 7,946	\$ (1,430)	85%	FY 17-18	79.4
880	FM-0061787	Alameda	Hayward Hall of Justice	01-D1	2	HVAC - Replace failed ceiling and leaking duct mounted hot water reheat coil	\$ 4,053	\$ 3,579	\$ 1,939	\$ 1,712	\$ (1,867)	48%	FY 17-18	88.3
881	FM-0061789	Alameda	Hayward Hall of Justice	01-D1	2	Exterior Shell - Locate leaks to approximate area on the roof and inspect for deficiencies in the roof system, base flashings, drain, or coping cap that could be the source of the leak - Perform repairs with materials that are compatible with the existing system(s) - Install (20') of 24 gauge galvanized counterflashing at transition from metal roof to base flashing - Clean existing mastic repairs first - Seal joints in coping cap with urethane sealant reinforced with polyester membrane - Surface previous repair attempts and exposed mastic with white, acrylic coating to protect mastic from deterioration - Seal and surface all base flashings with ICE acrylic coating - Water-test roof to confirm that all leaks have been successfully repaired.	\$ 16,813	\$ 14,846	\$ 566	\$ 500	\$ (14,346)	3%	FY 17-18	88.3
882	FM-0061791	Los Angeles	Michael D. Antonovich Antelope Valley Courthouse	19-AZ1	2	Exterior Shell - Replace (1) 1" insulated clear laminated glass over solar cool blue reflective glass 55"x61" Sky Light installed onto existing frame and waterproofed. Existing Sky Light is cracked and poses possible safety and leak issues.	\$ 7,925	\$ 5,826	\$ 5,185	\$ 3,811	\$ (2,014)	65%	FY 17-18	73.51
883	FM-0061792	Los Angeles	Michael D. Antonovich Antelope Valley Courthouse	19-AZ1	2	Interior Finishes - Replace (1) 91-1/2" x 41-1/2" x 5/8" overall laminated / annealed Safety Glass into the existing frame. The existing glass panel has several cracks from the base extending upwards creating a potential safety hazard.	\$ 5,398	\$ 5,398	\$ 2,839	\$ 2,839	\$ (2,559)	53%	FY 17-18	100
884	FM-0061793	Los Angeles	Edmund D. Edelman Children's Court	19-Q1	1	Grounds - Replace (2) high cycle springs, rebuild (2) door barrels. Springs and bearing have out lived life expectancy. This creates safety issue, potentially leaving secured Judge's & Employee parking lot exposed to public access.	\$ 14,808	\$ 10,364	\$ 11,311	\$ 7,917	\$ (2,448)	76%	FY 17-18	69.99
885	FM-0061794	Napa	Historic Courthouse	28-B1	1	Interior Finishes - Remediate lead and mold at 1977 Addition section (approx. 4500 sq.ft.); wet wipe all horizontal surfaces; hepa vacuum all flooring areas - Ongoing environmental testing due to the reconstruction project at the Historic section (earthquake) test results showed elevated levels of lead and mold requiring remediation.	\$ 91,633	\$ 91,633	\$ 75,545	\$ 75,545	\$ (16,088)	82%	FY 17-18	100
886	FM-0061796	San Bernardino	San Bernardino Justice Center	36-R1	1	Security - System controlling the holding cells, in-custody elevators, roll up gates, in-custody areas has crashed.	\$ 2,419	\$ 2,419	\$ 1,911	\$ 1,911	\$ (508)	79%	FY 17-18	100
887	FM-0061797	Los Angeles	Compton Courthouse	19-AG1	1	Plumbing - Leak in ceiling of 3rd Floor Room 316A originating from 2" CI Drain Pipe in 4th Floor Sheriff's Shower. Affecting (2) 2'x4' Ceiling Tiles; 4 Sq. Ft. Carpet.	\$ 41,354	\$ 27,347	\$ 35,925	\$ 23,757	\$ (3,590)	87%	FY 17-18	66.13



JUDICIAL COUNCIL
OF CALIFORNIA

TRIAL COURT FACILITY MODIFICATION
ADVISORY COMMITTEE

Trial Court Facility Modification
All Completed FMs (List H)
7/1/2017 to 6/30/2018
Meeting Date 7/20/2018

	FM NUMBER	LOCATION	FACILITY NAME	BUILDING ID	PRIORITY	SHORT TITLE	TCFMAC FUNDED COST	FACILITY MODIFICATION PROGRAM SHARE OF TCFMAC FUNDED COST	ACTUAL COST	FACILITY MODIFICATION PROGRAM SHARE OF ACTUAL COST	VARIANCE BETWEEN FUNDED AND ACTUAL (\$)	VARIANCE BETWEEN FUNDED AND ACTUAL (%)	FUND YEAR	FACILITY MODIFICATION PROGRAM BUDGET % OF COST
888	FM-0061798	El Dorado	Main St. Courthouse	09-A1	2	HVAC - Need cost increase to complete repairs on Chiller. Scope to repair exceeds 2k limit on work orders. Unit needs to be recharged with 60lbs R-22, leak checked, Started and checked for correct operation	\$ 3,567	\$ 3,567	\$ 1,535	\$ 1,535	\$ (2,032)	43%	FY 17-18	100
889	FM-0061800	Los Angeles	Stanley Mosk Courthouse	19-K1	2	Grounds and Parking lot - Grind down approximately 50LF of concrete walkway, patch and seal joints due to trip hazard & staff trip/fall incident. Sections of the concrete walkway have risen higher than the adjacent area & are uneven, causing a tripping hazard.	\$ 4,964	\$ 4,828	\$ 1,896	\$ 1,844	\$ (2,984)	38%	FY 17-18	97.26
890	FM-0061803	San Mateo	Central Branch	41-B1	2	Fire Protection - Replace (4) sets of failing beam detectors in 3 courtrooms and 1 in public corridor with updated devices. Current devices have failed causing false alarms	\$ 8,870	\$ 8,870	\$ 5,660	\$ 5,660	\$ (3,210)	64%	FY 17-18	100
891	FM-0061804	Yolo	Yolo Superior Court	57-A10	2	Capital Program Funded - Security - Reconfigure Security Software operation on the integrated system to address issue with Door 1107. This issue poses a security risk as door 1107 is an evidence storage room and is being made unsecured whenever door 1306A is accessed.	\$ 1,508	\$ 1,508	\$ 900	\$ 900	\$ (608)	60%	FY 17-18	100
892	FM-0061805	San Diego	East County Regional Center	37-11	2	Elevators, Escalators, & Hoists - Replace safety nut cage assembly. Wheelchair Lift #1 failed; would not go to the next level. Wheelchair lift failed Level III PM testing SWO 2741532.	\$ 4,601	\$ 3,115	\$ 1,745	\$ 1,182	\$ (1,934)	38%	FY 17-18	67.71
893	FM-0061807	San Francisco	Civic Center Courthouse	38-A1	2	HVAC - replace (1) failed condensor water pump (CWP-2) - remove old and replace with new 15hp motor and coupler. All to be laser aligned. Equipment transfer will require portable rigging devices due to weight.	\$ 6,460	\$ 6,460	\$ 3,347	\$ 3,347	\$ (3,113)	52%	FY 17-18	100
894	FM-0061808	Alameda	New East County Hall of Justice	01-J1	2	Vandalism - Holding Cell - Replace window pane deliberately broken by in-custody	\$ 8,604	\$ 8,604	\$ 7,044	\$ 7,044	\$ (1,560)	82%	FY 17-18	100
895	FM-0061814	Los Angeles	Van Nuys Courthouse West	19-AX2	1	Plumbing - Replace 2" CI floor drain from 3rd Floor Air Handler Room 325A to the 2nd floor clerk's office. PRV water overflow in air handler room into floor drain.	\$ 2,500	\$ 2,500	\$ 20,043	\$ 20,043	\$ 17,543	802%	FY 17-18	100
896	FM-0061816	Los Angeles	Compton Courthouse	19-AG1	1	Vandalism - Double Glass Door Public Entrance (1) Glass Door broken out over weekend.	\$ 2,500	\$ 2,500	\$ 1,878	\$ 1,878	\$ (622)	75%	FY 17-18	100
897	FM-0061817	Los Angeles	San Fernando Courthouse	19-AC1	1	Plumbing - Replaced a 5 ft section on 1" copper domestic water line. Copper line was leaking and there was no isolation valve, so the building was drained.	\$ 2,500	\$ 2,085	\$ 2,049	\$ 1,709	\$ (376)	82%	FY 17-18	83.41
898	FM-0061818	Humboldt	Humboldt County Courthouse (Eureka)	12-A1	2	Interior Finishes - ACM testing - Sample & Report - two samples per courtroom (5 courtrooms) at Jury box area, one sample at each level of Jury Box. Provide ACM Report	\$ 3,672	\$ 3,672	\$ 1,041	\$ 1,041	\$ (2,631)	28%	FY 17-18	100
899	FM-0061820	Riverside	Southwest Justice Center	33-M1	2	HVAC - Air Handler #3 - Remove and replace failed 100 hp ABB VFD for Air Handler #3 on the roof of the Southwest Justice Center. The VFD has failed and is obsolete with parts no longer available. The fan, the VFD supports, is currently running in bypass at 100% and without any control of fan speed; wasting energy, increasing wear and tear on unit, and producing disruptive noise. Work includes labor and testing upon completion.	\$ 16,600	\$ 12,420	\$ 14,248	\$ 10,660	\$ (1,760)	86%	FY 17-18	74.82
900	FM-0061821	Alameda	Fremont Hall of Justice	01-H1	2	Elevator - Replace failed door control card	\$ 4,069	\$ 3,231	\$ 1,191	\$ 946	\$ (2,285)	29%	FY 17-18	79.4
901	FM-0061824	San Bernardino	San Bernardino Justice Center	36-R1	2	HVAC - Replace (1) ignitor on each of the four boilers for total of (4) ignitors. Boilers 1, 2, 3, & 4 are alarming in ignition failure, flame igniters on all four boilers have failed.	\$ 3,479	\$ 3,479	\$ 978	\$ 978	\$ (2,501)	28%	FY 17-18	100
902	FM-0061825	San Diego	North County Regional Center - South	37-F1	2	Grounds and Parking Lot - Install (2) safety loop detectors on existing bi-parting entrance / exit gates. Gate has no loop out sensor on one side. There is a hazard of the gate impacting a vehicle.	\$ 4,857	\$ 4,857	\$ 2,453	\$ 2,453	\$ (2,404)	51%	FY 17-18	100



JUDICIAL COUNCIL
OF CALIFORNIA

TRIAL COURT FACILITY MODIFICATION
ADVISORY COMMITTEE

Trial Court Facility Modification
All Completed FMs (List H)
7/1/2017 to 6/30/2018
Meeting Date 7/20/2018

	FM NUMBER	LOCATION	FACILITY NAME	BUILDING ID	PRIORITY	SHORT TITLE	TCFMAC FUNDED COST	FACILITY MODIFICATION PROGRAM SHARE OF TCFMAC FUNDED COST	ACTUAL COST	FACILITY MODIFICATION PROGRAM SHARE OF ACTUAL COST	VARIANCE BETWEEN FUNDED AND ACTUAL (\$)	VARIANCE BETWEEN FUNDED AND ACTUAL (%)	FUND YEAR	FACILITY MODIFICATION PROGRAM BUDGET % OF COST
903	FM-0061826	Los Angeles	Michael D. Antonovich Antelope Valley Courthouse	19-AZ1	1	HVAC - replaced (1) 60 horsepower motor model DM19, (5) B-158 Belts and (1) 8-3/4 inch diameter pulley/bushing, ran tested satisfactory. Existing motor failed and bushing seized causing no air to the courthouse space.	\$ 12,995	\$ 12,995	\$ 12,654	\$ 12,654	\$ (341)	97%	FY 17-18	100
904	FM-0061828	Riverside	Southwest Justice Center	33-M1	2	Fire Protection - Main Fire Backflow - Remove and rebuild failed 8" main fire backflow. The backflow failed testing and will not comply without the needed work	\$ 4,200	\$ 3,142	\$ 2,671	\$ 1,998	\$ (1,144)	64%	FY 17-18	74.82
905	FM-0061829	Orange	601 W. Santa Ana Blvd - 4 DCA 3	64-E1	2	Grounds and Parking Lot - (Plant replenishment) replenish the bare landscaping areas by the back lot of the Courthouse per original design; Fill-in the following list of plants: (80) 5 gallon Red flax plants and (175) 5 gallon Blue Fescue Grasses. Add approximately 1,000 linear feet of Netafim Techline drip line .09 for irrigation coverage and to avoid the despair of the replacement and existing planting. Add 18 C.Y. of mulch to promote the plantings.	\$ 7,909	\$ 7,909	\$ 7,039	\$ 7,039	\$ (870)	89%	FY 17-18	100
906	FM-0061830	Los Angeles	Van Nuys Courthouse East	19-AX1	1	Interior Finishes - Board up 48"x118" window broken out by sheet metal fallen from rooftop. Window glass to be replaced under P2 Supplemental SWO.	\$ 2,467	\$ 2,214	\$ 308	\$ 276	\$ (1,937)	12%	FY 17-18	89.74
907	FM-0061835	Los Angeles	Alhambra Courthouse	19-11	1	Plumbing - Category 3 water backed up in 2nd floor lock up sheriff restroom toilet to 2nd floor Janitor's closet mop sink onto floor approximately 150 gallons. Multiple rooms affected measuring at approximately 300 square feet of floor space. Remediation containment team dispatched, plumbers cleared affected line. Clearance testing conducted for re-occupancy.	\$ 2,500	\$ 2,500	\$ 62,300	\$ 62,300	\$ 59,800	2492%	FY 17-18	100
908	FM-0061837	San Diego	East County Regional Center	37-11	2	Interior Finishes - Remove 320 broken/loose quarry floor tiles from a 7ft x 7ft sq. area. Grind floor modifying lifted area; install 320 salvaged/replacement floor tiles and new grout. Install 5/8in expansion joints on all sides of tile area and in two directions. Lobby floor tile is raised and could cause trip hazard.	\$ 12,169	\$ 8,240	\$ 7,372	\$ 4,992	\$ (3,248)	61%	FY 17-18	67.71
909	FM-0061839	Alameda	Hayward Hall of Justice	01-D1	2	Plumbing - Replace failed and leaking drain piping	\$ 5,349	\$ 4,723	\$ 1,918	\$ 1,694	\$ (3,030)	36%	FY 17-18	88.3
910	FM-0061840	San Bernardino	Victorville Courthouse-Dept. N-1	36-L1	2	Interior Finishes - Replace damaged door with (1) 90 min fire rated wood door. Wooden door in Dept. V1 Chambers is damaged and is broken at the hinge.	\$ 3,129	\$ 3,129	\$ 1,023	\$ 1,023	\$ (2,106)	33%	FY 17-18	100
911	FM-0061849	San Diego	East County Regional Center	37-11	2	Plumbing - Replace failed water valve that controls both hot and cold water and (3) 1/2" comp unions in holding cell. Water valve behind sink is leaking.	\$ 2,804	\$ 2,804	\$ 627	\$ 627	\$ (2,177)	22%	FY 17-18	100
912	FM-0061850	San Francisco	Civic Center Courthouse	38-A1	2	HVAC - Replace one failed 60 hp supply fan motor. 6 failed fuses. Lock/out tag/out and secure safety on the work site. " Remove the existing motor. " Provide rigging crew and gantry. " Provide and install one (1) new Baldor 60hp motor. " Provide and install one (1) new shaft grounding kit.	\$ 14,776	\$ 14,776	\$ 10,866	\$ 10,866	\$ (3,910)	74%	FY 17-18	100
913	FM-0061851	Los Angeles	Inglewood Courthouse	19-F1	2	Interior finishes- Weld (10) 37"x4" bottom plates and (10) 34"x14" side plates to toilet partitions in holding cells. The openings have been identified as potentially dangerous for inmates wanting to injure themselves by Health and Safety inspector.	\$ 8,898	\$ 6,634	\$ 4,690	\$ 3,497	\$ (3,137)	53%	FY 17-18	74.56
914	FM-0061852	Riverside	Southwest Justice Center	33-M1	2	Fire Protection - Annunciator and Microphone - Remove and replace two failed annunciators (lobby and lower level holding) and one microphone (fire alarm panel) with new. Replacement required to eliminate communications failures, continued troubles and phantom alarms within the building. Work to be performed after hours to not disrupt normal courthouse operations.	\$ 7,500	\$ 5,730	\$ 5,630	\$ 4,301	\$ (1,429)	75%	FY 17-18	76.4
915	FM-0061854	Contra Costa	George D. Carroll Courthouse	07-F1	2	Pest Control - Install 25 ft of bird spiking under the front entrance awning, birds are roosting and creating a mess on the ground under awning where the public walks - Install a 8' X 16' panel of bird netting above building entrance overhang (birds are beginning to roost between the overhang and the cloth awning.)	\$ 826	\$ 638	\$ 1,637	\$ 1,264	\$ 626	198%	FY 17-18	77.2



JUDICIAL COUNCIL
OF CALIFORNIA

TRIAL COURT FACILITY MODIFICATION
ADVISORY COMMITTEE

Trial Court Facility Modification
All Completed FMs (List H)
7/1/2017 to 6/30/2018
Meeting Date 7/20/2018

	FM NUMBER	LOCATION	FACILITY NAME	BUILDING ID	PRIORITY	SHORT TITLE	TCFMAC FUNDED COST	FACILITY MODIFICATION PROGRAM SHARE OF TCFMAC FUNDED COST	ACTUAL COST	FACILITY MODIFICATION PROGRAM SHARE OF ACTUAL COST	VARIANCE BETWEEN FUNDED AND ACTUAL (\$)	VARIANCE BETWEEN FUNDED AND ACTUAL (%)	FUND YEAR	FACILITY MODIFICATION PROGRAM BUDGET % OF COST
916	FM-0061855	San Diego	East County Regional Center	37-I1	2	Elevators, Escalators, & Hoists - Replace failed overspeed governor, tension weight and cable. Public Elevator #1 was stuck on the 2nd floor with 1 person entrapped. Overspeed governor failed, due to age and obsolescence of failed governor replacement is needed.	\$ 13,014	\$ 8,812	\$ 9,980	\$ 6,757	\$ (2,054)	77%	FY 17-18	67.71
917	FM-0061856	Tulare	South County Justice Center	54-I1	2	Elevators - Regulatory Compliance - Replace drive belts on Elevator #4 per Preliminary Order from Department of Industrial Relations. Compliance due date is March 12, 2018.	\$ 57,675	\$ 57,675	\$ 58,948	\$ 58,948	\$ 1,273	102%	FY 17-18	100
918	FM-0061857	Tulare	South County Justice Center	54-I1	2	Elevators - Regulatory Compliance - Replace drive belts on Elevator #1 per Preliminary Order from Department of Industrial Relations. Compliance due date is March 12, 2018.	\$ 53,984	\$ 53,984	\$ 49,109	\$ 49,109	\$ (4,875)	91%	FY 17-18	100
919	FM-0061858	San Bernardino	San Bernardino Courthouse - Annex	36-A2	2	Elevators, Escalators, & Hoists - Replace contactor and restore elevator. Public Elevator #2 down, not responding to calls with doors closed, no entrapment.	\$ 5,053	\$ 4,833	\$ 1,741	\$ 1,665	\$ (3,168)	34%	FY 17-18	95.64
920	FM-0061859	Orange	Betty Lou Lamoreaux Justice Center	30-B1	2	HVAC - Replace failed isolation valves (2) and safety pressure relief valve (1) for Boiler #2. While performing the PM under SWO 2760511, there is a message on the display that reads low water cutoff error and we identified (2) isolation valves and (1) safety pressure relief valve that failed. The replacement of the failed valves is necessary for the equipment to operate properly and to perform the portable analyzer emission test and complete the work under PM SWO 2760511.	\$ 4,348	\$ 3,476	\$ 3,733	\$ 2,985	\$ (492)	86%	FY 17-18	79.95
921	FM-0061861	Los Angeles	Chatsworth Courthouse	19-AY1	2	Elevators, escalators, & hoists-Replace hinges for access panel for elevator 5. Hinges are damaged and access panel is held on with tape.	\$ 2,948	\$ 2,470	\$ 755	\$ 633	\$ (1,838)	26%	FY 17-18	83.8
922	FM-0061865	Los Angeles	Torrance Courthouse	19-C1	2	Interior finishes- Replace (4) sealed bearing rollers for main slider door. Door is hard to open and close due to worn bearings.	\$ 2,624	\$ 2,234	\$ 3,101	\$ 2,640	\$ 406	118%	FY 17-18	85.14
923	FM-0061866	Alameda	Wiley W. Manuel Courthouse	01-B3	2	Vandalism - Exterior shell - Replace one (1) broken 78" x 78" x 3/4" bronze laminated glass pane	\$ 10,160	\$ 8,514	\$ 8,957	\$ 7,506	\$ (1,008)	88%	FY 17-18	83.8
924	FM-0061870	Kings	New Hanford Courthouse	16-A5	2	Grounds and Parking Lot - Replace damaged 6 foot section of perimeter fence and two supporting I-beam posts - Automobile jumped the curb and crashed into the fence.	\$ 8,508	\$ 8,508	\$ 5,269	\$ 5,269	\$ (3,239)	62%	FY 17-18	100
925	FM-0061872	Los Angeles	Van Nuys Courthouse West	19-AX2	2	Fire Protection-1. Replace (2) Failed 12 volt 7ah Batteries. 2. Replace (1) Pyrotronics smoke detector located in the basement. 3. Replace (1) Pyrotronics Manual pull station located on 9th floor stair #4. 4. Replace (2) Water flow devices located on 5th floor stair #3, and 4th floor stair # 3. 5. Replace (1) Valve supervisory switch on 8th floor stair #3. Pull stations failed PM.	\$ 3,391	\$ 2,729	\$ 677	\$ 545	\$ (2,184)	20%	FY 17-18	80.48
926	FM-0061874	Los Angeles	Burbank Courthouse	19-G1	2	HVAC - Replace failed components in (2) VAV boxes; (2) 3-Way Valves, (2) HW Valves & Actuators, (2) Control Boards, (2) Wall Mounted Thermostats. Both Dept. A & B Courtroom VAV's currently have no thermostatic control, not supplying heating or cooling to space.	\$ 9,376	\$ 8,510	\$ 6,476	\$ 5,878	\$ (2,632)	69%	FY 17-18	90.76
927	FM-0061878	Merced	Main Merced Courthouse	24-A8	2	Roof - Install of magnehelic gauge in both RTUs.	\$ 2,887	\$ 2,887	\$ 252	\$ 252	\$ (2,635)	9%	FY 17-18	100
928	FM-0061881	Los Angeles	Norwalk Courthouse	19-AK1	1	Interior Finishes - 7th floor secured hallway. Set up (1) containment (4x4x8h) with single Decon chamber. Apply Detergent, Disinfectant, Rinse 144 Sq. Ft. x 2 hard surface. (1) HEPA AFD; Replace (1) fallen 1'x1' ceiling tile. 6th Floor Hallway; (3) 1'x1' ceiling tiles; (1) 5.6"x5.6"x8' containment; (1) 5.6"x35'x9' containment; Apply Detergent, Disinfectant, Rinse 236 Sq.Ft. x 2 hard surfaces; (1) HEPA AFD. 7th Floor Secure Hallway (1) Ceiling tile fell due to seismic vibration in area. 6th Floor (3) Ceiling tiles fell due to seismic vibration in area.	\$ 2,500	\$ 2,126	\$ 9,071	\$ 7,713	\$ 5,587	363%	FY 17-18	85.03



JUDICIAL COUNCIL
OF CALIFORNIA

TRIAL COURT FACILITY MODIFICATION
ADVISORY COMMITTEE

Trial Court Facility Modification
All Completed FMs (List H)
7/1/2017 to 6/30/2018
Meeting Date 7/20/2018

	FM NUMBER	LOCATION	FACILITY NAME	BUILDING ID	PRIORITY	SHORT TITLE	TCFMAC FUNDED COST	FACILITY MODIFICATION PROGRAM SHARE OF TCFMAC FUNDED COST	ACTUAL COST	FACILITY MODIFICATION PROGRAM SHARE OF ACTUAL COST	VARIANCE BETWEEN FUNDED AND ACTUAL (\$)	VARIANCE BETWEEN FUNDED AND ACTUAL (%)	FUND YEAR	FACILITY MODIFICATION PROGRAM BUDGET % OF COST
929	FM-0061884	Los Angeles	Pasadena Courthouse	19-J1	1	Plumbing-2" CI pipe above 1st floor jury room is leaking. Twelve (12) 2' x 2' ceiling tiles are wet and a 12' x 12' area of carpet in jury room. Water travelled to the basement, where a 12' x 12' area of carpet is wet. The basement has an open ceiling. 2 inch cast iron drain pipe failed on floor #1 causing water to penetrate to the basement level. Plumbing repairs and remediation performed under ACM conditions.	\$ 30,275	\$ 20,996	\$ 26,390	\$ 18,301	\$ (2,694)	87%	FY 17-18	69.35
930	FM-0061888	Los Angeles	Alhambra Courthouse	19-I1	2	HVAC - Replace five (5) pneumatic controllers for the five (5) air handlers that serve the building. The controllers are not functioning, so it is not possible to control the temperature in the building.	\$ 3,607	\$ 3,102	\$ 1,341	\$ 1,153	\$ (1,949)	37%	FY 17-18	86
931	FM-0061891	San Bernardino	Juvenile Dependency Courthouse	36-P1	2	HVAC - Replace failed 2-ton compressor on Split System for Server Room. Room is too hot due to Split System is no longer working.	\$ 4,383	\$ 2,390	\$ 3,468	\$ 1,891	\$ (499)	79%	FY 17-18	54.53
932	FM-0061894	Butte	Butte County Courthouse	04-A1	2	Interior Finishes - Replacing broken glass	\$ 2,829	\$ 2,829	\$ 2,403	\$ 2,403	\$ (426)	85%	FY 17-18	100
933	FM-0061902	Imperial	Imperial County Courthouse	13-A1	2	HVAC - Replace failed condenser unit, compressor grounded and coil has failed weld joints. System will need to be isolate, lockout tag out of all electrical, Recover refrigerant, install liquid dryer for burnout, check for leaks, charge system with Freon, perform operations check of equipment & system, monitor & record all readings, perform follow up service tell all levels are within factory specs, remove all trash & defective compressor, dispose of refrigerant oils and parts	\$ 3,131	\$ 3,131	\$ 2,961	\$ 2,961	\$ (170)	95%	FY 17-18	100
934	FM-0061903	Los Angeles	Norwalk Courthouse	19-AK1	1	Plumbing-6th floor secure men's restroom urinal overflowed, spilling category 3 water. Water flowed down to the 5th floor men's secure restroom. Water affected 6' x 6' area of hard ceiling and flowed onto the floor. Erected (1) critical barrier.- Erected (1) 70"x90" Critical Barrier, (1) Decon Chamber, (1) 36"x36" water diverter; Applied Detergent, Disinfectant, Rinsed and Sanitized	\$ 2,500	\$ 2,126	\$ 15,728	\$ 13,374	\$ 11,248	629%	FY 17-18	85.03
935	FM-0061904	Riverside	Hall of Justice	33-A3	2	Plumbing - Fire Service Backflow - Remove and replace failed 6" fire service backflow located on the Main St. side of the building - #25fz/fs RPDA Wilkins 375DA 6.000 - with new. Previous attempts at long term repairs are no longer holding due to epoxy coating coming off inside of the backflow device. The unit currently leaks and will not pass certification without replacement. Work also includes raising of pipe level to bring up to plumbing code.	\$ 13,440	\$ 13,440	\$ 11,253	\$ 11,253	\$ (2,187)	84%	FY 17-18	100
936	FM-0061912	Sacramento	Gordon Schaber Sacramento Superior Court	34-A1	2	Exterior Finishes - Remove and replace the broken 61" X 121" X 1/4" tempered window in room 611 located on the 6th floor. The window appears to be stressed cracked possibly from an improper original fit. The work includes a crane, 4 Glaziers to install, and replacement of the existing window tint film to match existing. The work to take place after hours.	\$ 8,796	\$ 8,796	\$ 5,274	\$ 5,274	\$ (3,522)	60%	FY 17-18	100
937	FM-0061916	San Bernardino	San Bernardino Justice Center	36-R1	2	Interior Finishes - Replace ADA door MC521 board and Operator; AAADM Certify. Board and operator on the 1st floor main lobby front ADA entrance doors failed.	\$ 5,264	\$ 5,264	\$ 1,623	\$ 1,623	\$ (3,641)	31%	FY 17-18	100
938	FM-0061918	Orange	Harbor Justice Center-Newport Beach Facility	30-E1	2	FM - DA Kitchen - Remove and replace 80 SF of vinyl composite tile flooring. The flooring is lifting, cracked, broken, and missing in spaces creating a safety hazard. Work will include abatement of ACM in tile mastic, clearance test, and installation of new flooring.	\$ 7,426	\$ -	\$ 6,846	\$ -	\$ -	#DIV/0!	FY 17-18	0
939	FM-0061920	Shasta	Main Courthouse	45-A1	2	HVAC - Boiler - Replace 3 failed control gas valves and ignitors on the courthouse boiler.	\$ 2,000	\$ 1,394	\$ 1,451	\$ 1,011	\$ (383)	73%	FY 17-18	69.71
940	FM-0061924	San Bernardino	Rancho Cucamonga Courthouse	36-F1	2	Elevators, Escalators, & Hoists - Replace (20) hall door rollers and trace cause of the jolt/noise coming from the shaft for the Judges Elevator. Elevator doors are not opening properly causing brief entrapments. A jolt/noise coming from the shaft.	\$ 16,940	\$ 16,940	\$ 12,353	\$ 12,353	\$ (4,587)	73%	FY 17-18	100



JUDICIAL COUNCIL
OF CALIFORNIA

TRIAL COURT FACILITY MODIFICATION
ADVISORY COMMITTEE

Trial Court Facility Modification
All Completed FMs (List H)
7/1/2017 to 6/30/2018
Meeting Date 7/20/2018

	FM NUMBER	LOCATION	FACILITY NAME	BUILDING ID	PRIORITY	SHORT TITLE	TCFMAC FUNDED COST	FACILITY MODIFICATION PROGRAM SHARE OF TCFMAC FUNDED COST	ACTUAL COST	FACILITY MODIFICATION PROGRAM SHARE OF ACTUAL COST	VARIANCE BETWEEN FUNDED AND ACTUAL (\$)	VARIANCE BETWEEN FUNDED AND ACTUAL (%)	FUND YEAR	FACILITY MODIFICATION PROGRAM BUDGET % OF COST
941	FM-0061925	San Bernardino	San Bernardino Justice Center	36-R1	2	Plumbing - Replace 3in Hobley commercial mixing valve and plumbing connections on the domestic hot water line for the lower level. Mixing valve not functioning properly and is not allowing hot water to be distributed throughout holding and the lower level to meet required code of 110 degrees.	\$ 9,676	\$ 9,676	\$ 6,163	\$ 6,163	\$ (3,513)	64%	FY 17-18	100
942	FM-0061926	San Bernardino	San Bernardino Courthouse	36-A1	2	Elevators, Escalators, & Hoists - Replace contacts, relays, and elevator control handle. Allow for additional labor hours for additional troubleshooting. Elevator is very old and parts are not readily available	\$ 6,822	\$ 6,525	\$ 2,886	\$ 2,760	\$ (3,764)	42%	FY 17-18	95.64
943	FM-0061928	Orange	Betty Lou Lamoreaux Justice Center	30-B1	2	EXTERIOR SHELL - Replace the failed 18' barrel and springs for the bus bay roll up door. The Sheriff's Department reported the roll up door would not close and had to be manually lowered to secure. Action Door identified a failed barrel and springs and advised they need to be replaced for the door to operate properly.	\$ 6,377	\$ 5,098	\$ 5,330	\$ 4,261	\$ (837)	84%	FY 17-18	79.95
944	FM-0061933	Merced	Main Merced Courthouse	24-A8	2	Need to replace failing power supply that feeds fire panel.	\$ 3,454	\$ 3,454	\$ 694	\$ 694	\$ (2,760)	20%	FY 17-18	100
945	FM-0061934	Los Angeles	Santa Monica Courthouse	19-AP1	2	Roof - Rain water has leaked and penetrated through roof affecting several ceiling in depts S & T. Scrape approx. 300 SF of old gravel, apply asphalt primer & mastic, fiberglass mesh to re-enforce the area top coat on the mastic, and add 1 coat of sphalt primer. Provide emulsion roof surfacing then broadcast new gravel on the affected area.	\$ 7,724	\$ 6,063	\$ 4,131	\$ 3,242	\$ (2,820)	53%	FY 17-18	78.49
946	FM-0061935	Riverside	Southwest Justice Center	33-M1	1	Plumbing-Replace leaking pipe-Domestic water line feeding multiple public restrooms has developed several leaks flooding the restrooms and Sheriff's ladies locker room. Emergency service is required to stop leak and flooding.	\$ 7,075	\$ 5,405	\$ 6,909	\$ 5,278	\$ (127)	98%	FY 17-18	76.4
947	FM-0061936	Sutter	New Sutter County Courthouse	51-C1	2	Grounds and Parking Lot - Relocate security camera due to tree blocking viewing location.	\$ 2,154	\$ 2,154	\$ 1,607	\$ 1,607	\$ (547)	75%	FY 17-18	100
948	FM-0061938	Butte	Butte County Courthouse	04-A1	2	HVAC - Replace failed furnace section draft motor multizone unit 3 om3729 - replace failed furnace section draft motor multizone unit 3 om3729	\$ 992	\$ 992	\$ 840	\$ 840	\$ (152)	85%	FY 17-18	100
949	FM-0061939	Sutter	New Sutter County Courthouse	51-C1	2	Security-Replace 3 DSX Control Boards to elevator- Not allowing #2 Elevator not going to 3rd floor.	\$ 6,953	\$ 6,953	\$ 3,475	\$ 3,475	\$ (3,478)	50%	FY 17-18	100
950	FM-0061944	Los Angeles	Norwalk Courthouse	19-AK1	2	Elevators, escalators, & hoists - Replace the selector board for public elevator #4. Selector has failed and elevator is not functioning.	\$ 3,038	\$ 2,583	\$ 835	\$ 710	\$ (1,873)	27%	FY 17-18	85.03
951	FM-0061945	Alameda	Hayward Hall of Justice	01-D1	2	Fire Protection - Replace failed Fire Alarm Panel (FAP) printer data cable - Correct multiple faults on FAP - (1) Ground Fault, and (2) Com Error - Speciality vendor required to trouble shoot and repair - FAP needs to be fully functional	\$ 6,059	\$ 5,350	\$ 1,366	\$ 1,206	\$ (4,144)	23%	FY 17-18	88.3
952	FM-0061946	Los Angeles	San Fernando Courthouse	19-AC1	1	Plumbing - Replace (1) 1" copper elbow & (1) 1-1/4" Pressure Cap in the 4th floor public RR and restore 4'x4' section of plaster ceiling. Replace plaster 4'x4' ceiling and install (2) access panels in RR's on the 3rd and 4th floors. Set up Critical Barriers to Restrooms 3rd & 4th Floors; install (1) Dehumidifier, (1) HEPA AFD.	\$ 6,000	\$ 4,829	\$ 15,357	\$ 12,359	\$ 7,531	256%	FY 17-18	80.48
953	FM-0061947	Alameda	Wiley W. Manuel Courthouse	01-B3	1	Plumbing - P1 flood response - Main sewer line has failed - Replace approx. fifteen feet of cracked cast iron sewer piping located in ceiling at eighteen feet above floor level - Enovity engineers performed clear water extraction and dried approximately twenty square feet of carpet and replaced an equal amount of ceiling tile in sheriffs office area.	\$ 11,979	\$ 11,979	\$ 9,086	\$ 9,086	\$ (2,893)	76%	FY 17-18	100
954	FM-0061948	Los Angeles	Whittier Courthouse	19-AO1	2	Elevators - Replace (1) CPU battery to address building emergency power issue. Replace (1) 300 AMP Breaker. Custody Elevator stuck in basement and not responding to calls.	\$ 5,540	\$ 5,540	\$ 9,294	\$ 9,294	\$ 3,754	168%	FY 17-18	100



JUDICIAL COUNCIL
OF CALIFORNIA

TRIAL COURT FACILITY MODIFICATION
ADVISORY COMMITTEE

Trial Court Facility Modification
All Completed FMs (List H)
7/1/2017 to 6/30/2018
Meeting Date 7/20/2018

	FM NUMBER	LOCATION	FACILITY NAME	BUILDING ID	PRIORITY	SHORT TITLE	TCFMAC FUNDED COST	FACILITY MODIFICATION PROGRAM SHARE OF TCFMAC FUNDED COST	ACTUAL COST	FACILITY MODIFICATION PROGRAM SHARE OF ACTUAL COST	VARIANCE BETWEEN FUNDED AND ACTUAL (\$)	VARIANCE BETWEEN FUNDED AND ACTUAL (%)	FUND YEAR	FACILITY MODIFICATION PROGRAM BUDGET % OF COST
955	FM-0061950	San Bernardino	San Bernardino Justice Center	36-R1	2	Fire Protection - Fire Pump #1 replace failed bearings, seals and packing. Fire pump bearings have failed and seals/packing are leaking.	\$ 7,213	\$ 7,213	\$ 3,971	\$ 3,971	\$ (3,242)	55%	FY 17-18	100
956	FM-0061954	Los Angeles	Compton Courthouse	19-AG1	1	Electrical- Emergency diesel generator is leaking fuel and equipment may not run in case of an emergency. Replaced (24) Fuel transfer lines, flushed oil pan, added 30 gallons of oil, and replaced (4) oil filters.	\$ 11,935	\$ 7,893	\$ 10,054	\$ 6,649	\$ (1,244)	84%	FY 17-18	66.13
957	FM-0061956	Merced	New Los Banos Courthouse	24-G1	2	Troubleshoot and repair electrical in main electrical room.	\$ 2,832	\$ 2,832	\$ 55	\$ 55	\$ (2,777)	2%	FY 17-18	100
958	FM-0061957	Los Angeles	Downey Courthouse	19-AM1	2	Vandalism - Replace (1) 41"x48-1/2"x13/16" clear laminated glass panel in the existing steel frame with security screws. Glass broken by in-custody.	\$ 2,383	\$ 1,995	\$ 1,836	\$ 1,537	\$ (458)	77%	FY 17-18	83.7
959	FM-0061964	Los Angeles	Compton Courthouse	19-AG1	2	HVAC - Rebuild Boiler #5 Recirculating Pump. Boiler #5 is currently off-line due to excessive leaking from pump seals.	\$ 3,989	\$ 2,638	\$ 1,344	\$ 889	\$ (1,749)	34%	FY 17-18	66.13
960	FM-0061965	Los Angeles	Compton Courthouse	19-AG1	2	Elevators, Escalators, & Hoists - Elevator #4 Comp rope has come loose, and needs to be re-attached. Elevator making loud noise when in operation and has been taken out of service.	\$ 16,861	\$ 11,150	\$ 12,745	\$ 8,428	\$ (2,722)	76%	FY 17-18	66.13
961	FM-0061967	Sacramento	Gordon Schaber Sacramento Superior Court	34-A1	2	Replace existing floor drain that is protruding above the floor. Remove concrete around drain and lower to correct height.	\$ 3,227	\$ 3,227	\$ 540	\$ 540	\$ (2,687)	17%	FY 17-18	100
962	FM-0061970	Los Angeles	Michael D. Antonovich Antelope Valley Courthouse	19-AZ1	2	HVAC-Replace one (1) 7.5 Hp ABB VFD for exhaust fan #11. VFD has failed and fan is not working.	\$ 3,474	\$ 2,554	\$ 1,223	\$ 899	\$ (1,655)	35%	FY 17-18	73.51
963	FM-0061973	Los Angeles	Compton Courthouse	19-AG1	1	HVAC- VAV box in Dept. D is not responding and courtroom is too cold for staff/public. Erected (1) 9x11x10H containment, conducted environmental testing/clearance, replaced (1) 19 ? x 21 cold deck damper, (1) 15 ? x 21 hot deck damper, (2) 8-13 actuators, 10 ft. of copper pipping for pneumatic air, and re-insulated all piping. All work conducted in a known ACM environment.	\$ 2,500	\$ 1,653	\$ 13,732	\$ 9,081	\$ 7,428	549%	FY 17-18	66.13
964	FM-0061974	Madera	New Madera Courthouse	20-F1	2	Exterior Shell - Install bird netting on the exterior of the 1st floor level on stairwell 5 and 6. Pressure washed prior to installation. Furnish and install netting matching to existing access with Ladders. Work to be performed during normal business hours.	\$ 4,406	\$ 4,406	\$ 1,726	\$ 1,726	\$ (2,680)	39%	FY 17-18	100
965	FM-0061976	Los Angeles	Compton Courthouse	19-AG1	1	Vandalism - Locked Door to Court Stairwell Vandalized and broken into; Bio-Hazard Human waste on stairs.	\$ 2,500	\$ 1,578	\$ 2,303	\$ 1,454	\$ (124)	92%	FY 17-18	63.13
966	FM-0061979	Merced	New Los Banos Courthouse	24-G1	2	Exterior Shell - Windows need to be tinted for security reasons.	\$ 2,851	\$ 2,851	\$ 429	\$ 429	\$ (2,422)	15%	FY 17-18	100
967	FM-0061981	Madera	New Madera Courthouse	20-F1	2	Elevators, Escalators, & Hoists - Locate the splice/short in the seismic system and replace it with new wires. Return the car to service, monitor, and make any necessary adjustments	\$ 4,957	\$ 4,957	\$ 2,151	\$ 2,151	\$ (2,806)	43%	FY 17-18	100
968	FM-0061982	Los Angeles	Compton Courthouse	19-AG1	1	HVAC - Boiler #4 leaking water onto floor of Mechanical Room; leaking down into Dept. 260. Mechanical Room has 25 gallons of water on concrete floor; Dept. 260 (6) 1'x1' ceiling tile wet with (2) fallen on floor; 7 gallons of water on carpet.	\$ 2,500	\$ 2,500	\$ 10,347	\$ 10,347	\$ 7,847	414%	FY 17-18	100
969	FM-0061987	Merced	Main Merced Courthouse	24-A8	1	Fire-Life-Safety - Correction to deficiencies in court building identified during project review by fire inspector. Upgrades required to bring building into compliance. Installing a smoke detector in Room M135. Changing candela ratings on devices listed by AHJ. Revising drawings showing changes to battery calculations and addressing missing strobe devices B8 and B9.	\$ 20,000	\$ 20,000	\$ 3,922	\$ 3,922	\$ (16,078)	20%	FY 17-18	100
970	FM-0061992	Los Angeles	Compton Courthouse	19-AG1	1	HVAC - Entire 6th floor has no heat. AHU 3-way valve failed and is by-passing coil.	\$ 2,500	\$ 1,653	\$ 18,368	\$ 12,147	\$ 10,494	735%	FY 17-18	66.13



JUDICIAL COUNCIL
OF CALIFORNIA

TRIAL COURT FACILITY MODIFICATION
ADVISORY COMMITTEE

Trial Court Facility Modification
All Completed FMs (List H)
7/1/2017 to 6/30/2018
Meeting Date 7/20/2018

	FM NUMBER	LOCATION	FACILITY NAME	BUILDING ID	PRIORITY	SHORT TITLE	TCFMAC FUNDED COST	FACILITY MODIFICATION PROGRAM SHARE OF TCFMAC FUNDED COST	ACTUAL COST	FACILITY MODIFICATION PROGRAM SHARE OF ACTUAL COST	VARIANCE BETWEEN FUNDED AND ACTUAL (\$)	VARIANCE BETWEEN FUNDED AND ACTUAL (%)	FUND YEAR	FACILITY MODIFICATION PROGRAM BUDGET % OF COST
971	FM-0061994	Madera	New Madera Courthouse	20-F1	1	Fire Protection - Replace faulty variable frequency drive for smoke exhaust fan #2 (SEF-2) - Drive is integral to operation of smoke exhaust system	\$ 5,269	\$ 5,269	\$ 2,121	\$ 2,121	\$ (3,148)	40%	FY 17-18	100
972	FM-0061995	Riverside	Hemet	33-F1	2	Vandalism - Front Exit Door Replace broken 25 x 68 bronze tinted glass door panel damaged by a customer on 02/26/2018. Work includes 36 x 79 sheet board up and removal. Failure to board up and replace glass will result in an unsecured building.	\$ 2,244	\$ 2,244	\$ 1,337	\$ 1,337	\$ (907)	60%	FY 17-18	100
973	FM-0062001	Butte	Butte County Courthouse	04-A1	2	HVAC - Remove and replace defective multizone 3 return motor with new motor. This is a return fan motor that has failed (bearing failed), motor is mechanically locked. Need to be replaced due to improper air flow of judges chambers, jury rooms and offices.	\$ 2,495	\$ 2,495	\$ -	\$ -	\$ (2,495)	0%	FY 17-18	100
974	FM-0062002	San Joaquin	Lodi Branch- Dept. 2	39-D2	2	HVAC - Replace and program multi-zone VAV controller for AHU2 (Trane Custom unit) - Control Board has failed and replacement with programming is required to restore unit to operation	\$ 3,703	\$ 3,703	\$ 1,946	\$ 1,946	\$ (1,757)	53%	FY 17-18	100
975	FM-0062004	Los Angeles	Burbank Courthouse	19-G1	2	Elevators, Escalators & Hoists - Replace (11) security elevator key switches, Cut (32) keys. Additional Court requested work to re-key (8) cylinders, provide (13) High Security Keys. Key switches have fail cause the elevator not to function properly which is a security issue.	\$ 9,948	\$ 9,032	\$ 7,315	\$ 6,641	\$ (2,391)	74%	FY 17-18	90.79
976	FM-0062017	Los Angeles	Compton Courthouse	19-AG1	1	HVAC - 6th Floor Dept. 14 VAV is not operating causing inconsistent temperatures in the affected area.	\$ 2,500	\$ 1,653	\$ 13,630	\$ 9,014	\$ 7,360	545%	FY 17-18	66.13
977	FM-0062020	Los Angeles	Michael D. Antonovich Antelope Valley Courthouse	19-AZ1	1	HVAC - Replace (1) 60HP VFD, Fuses, and Contactor for Supply Fan AHU-3. Supply fan for AHU-3 is not operational; VFD is bad with blown fuses. Unable to place VFD in By-Pass due to blown fuses.	\$ 5,000	\$ 3,676	\$ 10,450	\$ 7,682	\$ 4,006	209%	FY 17-18	73.51
978	FM-0062024	Los Angeles	Edmund D. Edelman Children's Court	19-Q1	2	Grounds - Replace (1) 1" inline valve; (5) PGP Rotor Sprinklers; (5) 6" pop-up sprinklers; (2) station battery timers; (6) DC solenoids; (10') 1" PVC Irrigation pipe. Grass in areas dying due to irrigation controller, & irrigation valve, out living life expectancies.	\$ 2,150	\$ 1,505	\$ 40	\$ 28	\$ (1,477)	2%	FY 17-18	69.99
979	FM-0062027	Butte	Butte County Courthouse	04-A1	2	Loose tiles as you enter front lobby need to replace or fix.	\$ 3,168	\$ 3,168	\$ 262	\$ 262	\$ (2,906)	8%	FY 17-18	100
980	FM-0062030	Kern	Bakersfield Superior Court	15-A1	2	Exterior Shell- Replace the secured storefront double glass entry and exit doors and panic hardware. Existing doors have been welded several times but continue to break. Closers, pins and panic hardware are failing intermittently and not functioning as designed presenting security concern for Court staff.	\$ 10,564	\$ 6,603	\$ 7,534	\$ 4,709	\$ (1,894)	71%	FY 17-18	62.5
981	FM-0062031	Orange	Central Justice Center	30-A1	2	Plumbing - Remove and replace one (1) 4" flange and one (1) 4" butterfly valve for the main domestic cold-water intake to the building. The flange and valve were found leaking, are old and could burst at any time. In the event of complete failure, this would bring the whole building down, negatively affecting Court operations.	\$ 7,200	\$ 6,564	\$ 6,525	\$ 5,949	\$ (615)	91%	FY 17-18	91.17
982	FM-0062033	Los Angeles	Inglewood Courthouse	19-F1	2	Grounds & Parking Lot - Remove the door barrel leaving the curtain in place; return barrel to shop and rebuild; install springs, bearings, shaft assembly. Reinstall barrel and test door. Barrel spring is broken causing the gear motor operator to lift the entire weight of the door curtain. Door cannot be safely operated in automatic mode. Continued operation without rebuild will permanently damage the motor causing it to fail.	\$ 5,582	\$ 4,162	\$ 3,026	\$ 2,256	\$ (1,906)	54%	FY 17-18	74.56
983	FM-0062035	Los Angeles	Torrance Courthouse	19-C1	2	Elevators, escalators, & hoists-Replace the brushes for all 5 elevators. Brushes are worn and, if not replaces, will cause damage to the generator motors.	\$ 5,135	\$ 4,372	\$ 2,701	\$ 2,300	\$ (2,072)	53%	FY 17-18	85.14
984	FM-0062043	San Bernardino	San Bernardino Courthouse - Annex	36-A2	2	Elevators, Escalators, & Hoists - Replace elevator hall call button on the first floor that is failing. Work is needed to ensure elevators are operating properly as these are the only ADA elevators for the building.	\$ 2,240	\$ 2,142	\$ 1,359	\$ 1,300	\$ (843)	61%	FY 17-18	95.64



JUDICIAL COUNCIL
OF CALIFORNIA

TRIAL COURT FACILITY MODIFICATION
ADVISORY COMMITTEE

Trial Court Facility Modification
All Completed FMs (List H)
7/1/2017 to 6/30/2018
Meeting Date 7/20/2018

	FM NUMBER	LOCATION	FACILITY NAME	BUILDING ID	PRIORITY	SHORT TITLE	TCFMAC FUNDED COST	FACILITY MODIFICATION PROGRAM SHARE OF TCFMAC FUNDED COST	ACTUAL COST	FACILITY MODIFICATION PROGRAM SHARE OF ACTUAL COST	VARIANCE BETWEEN FUNDED AND ACTUAL (\$)	VARIANCE BETWEEN FUNDED AND ACTUAL (%)	FUND YEAR	FACILITY MODIFICATION PROGRAM BUDGET % OF COST
985	FM-0062048	Los Angeles	Bellflower Courthouse	19-AL1	2	HVAC - Rebuild (1) Hot water pump and replace (1) 2 HP motor. Pump and motor are very noisy and indicating imminent failure of bearings.	\$ 4,107	\$ 3,201	\$ 3,654	\$ 2,848	\$ (353)	89%	FY 17-18	77.94
986	FM-0062052	Los Angeles	Bellflower Courthouse	19-AL1	2	Elevators, Escalators, & Hoists - Replace (1) failed A-1 Power Relay Board in Public Elevator #2. Power Relay Board has failed causing elevator not to function.	\$ 3,993	\$ 3,112	\$ 1,685	\$ 1,313	\$ (1,799)	42%	FY 17-18	77.94
987	FM-0062055	Los Angeles	Chatsworth Courthouse	19-AY1	2	HVAC-Replace one (1) temperature control valve in chiller #2. Control valve has failed and chiller will not operate.	\$ 2,662	\$ 2,231	\$ 500	\$ 419	\$ (1,812)	19%	FY 17-18	83.8
988	FM-0062063	Los Angeles	Torrance Courthouse	19-C1	2	Interior Finishes - Replace (300) 23"x23"x1/8" glass panels in Elevator Lobby light fixtures with (300) 23"x23"x030 Polar White Acrylic Panels, Matte/Matte finish. Safety concern for court patron and personnel. Heavy glass panels may fall out during earthquake occurrence causing serious injury to staff and public.	\$ 15,645	\$ 13,320	\$ 12,056	\$ 10,264	\$ (3,056)	77%	FY 17-18	85.14
989	FM-0062064	Orange	601 W. Santa Ana Blvd - 4 DCA 3	64-E1	2	Grounds and Parking Lot - Fill in bare areas with (150) 5 gallon Fescue blue and (15) 1 gallon hemerocallis plants. Bare areas in landscaping need to be filled in; provides additional water conservation.	\$ 5,031	\$ 5,031	\$ 4,478	\$ 4,478	\$ (553)	89%	FY 17-18	100
990	FM-0062065	Orange	601 W. Santa Ana Blvd - 4 DCA 3	64-E1	2	Grounds and Parking Lot - Install plants on existing planting to fill-in bare areas; add (95) 5 gallon Red Flax plants, (15) 5 gallon Mexican sage, and (25) 1 gallon verbena groundcover. Bare areas need to be filled in; provides for additional water conservation.	\$ 4,700	\$ 4,700	\$ 4,178	\$ 4,178	\$ (522)	89%	FY 17-18	100
991	FM-0062067	Kern	Bakersfield Superior Court	15-A1	2	Plumbing - Replacement of 80' of leaking galvanized pipe and fittings and replace with 80' of copper pipe and fittings - ongoing leak issues to be corrected on existing pipe currently patched with multiple clamps.	\$ 7,449	\$ 4,656	\$ 4,761	\$ 2,976	\$ (1,680)	64%	FY 17-18	62.5
992	FM-0062068	San Diego	Juvenile Court	37-E1	2	Interior Finishes -Replace closer on one door on the double doors. District Attorneys double doors are not securing properly. Doors lead into common area	\$ 3,497	\$ 3,497	\$ 1,242	\$ 1,242	\$ (2,255)	36%	FY 17-18	100
993	FM-0062074	San Bernardino	San Bernardino Justice Center	36-R1	2	Elevators, Escalators, & Hoists - Replace the door clutch for elevator #8. Faulty door clutch is causing a grinding noise when the doors close.	\$ 3,259	\$ 3,259	\$ 4	\$ 4	\$ (3,255)	0%	FY 17-18	100
994	FM-0062075	San Bernardino	San Bernardino Justice Center	36-R1	2	Exterior Shell - Replace upper door rod and lower door rod, adjust rods for proper operation. Upper door rod was jammed and lower door rod was free-floating. Door would not secure closed ***Afterhours 1/19/2018 6pm.	\$ 3,732	\$ 3,732	\$ 1,572	\$ 1,572	\$ (2,160)	42%	FY 17-18	100
995	FM-0062076	Sacramento	Gordon Schaber Sacramento Superior Court	34-A1	2	Exterior Shell - Replace existing Sally Port south roll-up door and motor. The existing door and motor control is from 2003. The drum bearings have worn to the point the curtain lattice blinds on the drum and shuts down the unit.	\$ 14,928	\$ 14,928	\$ 10,285	\$ 10,285	\$ (4,643)	69%	FY 17-18	100
996	FM-0062079	Orange	North Justice Center	30-C1	2	Plumbing - 3rd Floor - Remove and replace 3 feet of damaged sewer line, including 90 degree elbow, located on the 3rd floor above room 490. The pipe has developed a leak/crack in the Victims Witness Department ceiling with no impact to the space. Without replacement the restrooms in the area will be out of service.	\$ 2,701	\$ 2,439	\$ 1,195	\$ 1,079	\$ (1,360)	44%	FY 17-18	90.31
997	FM-0062080	Los Angeles	Airport Courthouse	19-AU1	2	Plumbing- Replace 15 LF of 3" CI pipe, two (2) 3" 45s, one (1) 3" CI Wye, and eleven (11) 3" CI couplings, using scaffold. Pipe is leaking and issue is causing a slip and trip issue to staff personnel.	\$ 8,449	\$ 6,520	\$ 5,661	\$ 4,369	\$ (2,151)	67%	FY 17-18	77.17
998	FM-0062081	Los Angeles	Whittier Courthouse	19-AO1	2	Exterior - Install (40) 2"x 4-1/8"x2-1/2" tall anti-skateboard guards commonly used on bull nose brick and poured concrete & anchored with Smart Pin Plus anchors with 2-part epoxy. Install on (1) continuous planter around exterior of building as deterrent to skate boarders skating on edges causing cracking of tiles and concrete creating a trip hazard and damaging court property.	\$ 3,673	\$ 3,175	\$ 3,355	\$ 2,900	\$ (275)	91%	FY 17-18	86.43
999	FM-0062089	Los Angeles	Compton Courthouse	19-AG1	1	Interior finishes-30" x 72" window panel fell onto ground. Upon inspection, two other 30" x 72" windows are cracked. All three will be replaced.	\$ 5,000	\$ 3,307	\$ 3,042	\$ 2,012	\$ (1,295)	61%	FY 17-18	66.13



JUDICIAL COUNCIL
OF CALIFORNIA

TRIAL COURT FACILITY MODIFICATION
ADVISORY COMMITTEE

Trial Court Facility Modification
All Completed FMs (List H)
7/1/2017 to 6/30/2018
Meeting Date 7/20/2018

	FM NUMBER	LOCATION	FACILITY NAME	BUILDING ID	PRIORITY	SHORT TITLE	TCFMAC FUNDED COST	FACILITY MODIFICATION PROGRAM SHARE OF TCFMAC FUNDED COST	ACTUAL COST	FACILITY MODIFICATION PROGRAM SHARE OF ACTUAL COST	VARIANCE BETWEEN FUNDED AND ACTUAL (\$)	VARIANCE BETWEEN FUNDED AND ACTUAL (%)	FUND YEAR	FACILITY MODIFICATION PROGRAM BUDGET % OF COST
1000	FM-0062092	Merced	Old Court	24-A1	2	Roof - Make repairs to single ply roofing where it has been torn or cut in (4) places. Seal roof boots at (59) pipe penetrations to be water tight - Roof is leaking from compromised areas of the roof into building, causing damage to other building systems.	\$ 11,145	\$ 11,145	\$ 7,280	\$ 7,280	\$ (3,865)	65%	FY 17-18	100
1001	FM-0062093	El Dorado	Johnson Bldg.	09-E1	2	Boiler - Repair boiler. Found motor vibrating badly, the resilient motor mounts are beyond repair, not the motor itself. The motor mounts need to be changed because it will cause damage to the boiler.	\$ 2,796	\$ 2,796	\$ -	\$ -	\$ (2,796)	0%	FY 17-18	100
1002	FM-0062094	Los Angeles	Santa Monica Courthouse	19-AP1	1	Plumbing - Water is leaking above the ceiling from the heating hot water pipe, into the 1st floor Sheriff's Lock-Up Rooms 108A & 108B. Heating hot water pipe is wrapped in insulation.	\$ 2,500	\$ 2,500	\$ 26,206	\$ 26,206	\$ 23,706	1048%	FY 17-18	100
1003	FM-0062099	Riverside	Family Law Court	33-A1	2	Plumbing - Fire Backflow Bypass - Remove and replace failed 3/4 inch bypass unit with a new for Fire Backflow. A repair attempt was made however, the repair failed inspection process for certification. The replacement of the bypass is necessary to receive certified status for required compliance. Non-compliance can result in punitive fines.	\$ 1,400	\$ 1,400	\$ 1,002	\$ 1,002	\$ (398)	72%	FY 17-18	100
1004	FM-0062114	Los Angeles	Metropolitan Courthouse	19-T1	2	Parking Lot - Install 200ft of bird spikes to entrance of parking lot, install bird cage to capture and release pigeons, pressure wash and disinfect bird droppings to eliminate health issue. Pigeons are nesting throughout the employee parking and bird droppings are creating a health and safety issue. Birds dropping also landing on staff cars, causing damage. Employees have to cover cars with cardboard/plastic to avoid damage.	\$ 8,710	\$ 8,234	\$ 1,481	\$ 1,400	\$ (6,834)	17%	FY 17-18	94.54
1005	FM-0062115	Placer	Hon. Howard G. Gibson Courthouse	31-H1	1	Fire Protection - The mother board in the fire control panel has failed. Fire watch is required until the new board is obtained, installed, and programmed.	\$ 20,000	\$ 20,000	\$ 8,668	\$ 8,668	\$ (11,332)	43%	FY 17-18	100
1006	FM-0062118	Los Angeles	Chatsworth Courthouse	19-AY1	1	Plumbing-Replace 1 LF of 3" CI pipe and three (3) 3" no-hub couplings. Replace approximately 40 SF of drywall. Section of CI pipe rotted out, causing a gap between fittings and causing a leak.	\$ 5,000	\$ 4,190	\$ 17,490	\$ 14,657	\$ 10,467	350%	FY 17-18	83.8
1007	FM-0062123	Shasta	Justice Center Court Modular	45-A9	2	HVAC - Replace capacitor on heat pump #1. The current capacitor is failing and not allowing the compressor to run. It is also delaying the start of the condenser fan. This could cause damage to both the compressor and fan motor.	\$ 344	\$ 344	\$ 620	\$ 620	\$ 276	180%	FY 17-18	100
1008	FM-0062130	Sacramento	Juvenile Courthouse	34-C2	2	HVAC - CWP #1 Main Motor bearings for Primary water pump are have failed and it is causing the motor to vibrate very badly. Other nearby components and piping on the cooling system are being damaged from the vibrations. Remove motor and replace with new, rewire and test.	\$ 2,829	\$ 2,829	\$ 705	\$ 705	\$ (2,124)	25%	FY 17-18	100
1009	FM-0062149	San Bernardino	San Bernardino Courthouse	36-A1	2	Elevators, Escalators, & Hoists - Replace faulty rope gripper for elevator #2. Rope gripper intermittently trips and leaks oil on the pads. This is a safety concern.	\$ 12,477	\$ 11,933	\$ 7,613	\$ 7,281	\$ (4,652)	61%	FY 17-18	95.64
1010	FM-0062169	Glenn	Historic Courthouse	11-A1	2	HVAC - Repair PKU01. Found run and start capacitors bad. Remove and install new. Package unit for staff admin area not cooling. Package unit is not cooling and effecting court staff and court operations.	\$ 1,131	\$ 1,131	\$ 663	\$ 663	\$ (468)	59%	FY 17-18	100
1011	FM-0062183	Sacramento	Juvenile Courthouse	34-C2	2	Plumbing - Repair main irrigation lines. Excavate sod and dirt, expose broken 2inch broken main irrigation line, conduct repairs, back fill excavated areas with native dirt and replace approximately 100 square foot of sod. The area suspected of failure is the T in the main line located in front NE corner of courthouse grounds.	\$ 5,265	\$ 5,265	\$ 2,338	\$ 2,338	\$ (2,927)	44%	FY 17-18	100



JUDICIAL COUNCIL
OF CALIFORNIA

TRIAL COURT FACILITY MODIFICATION
ADVISORY COMMITTEE

Trial Court Facility Modification
All Completed FMs (List H)
7/1/2017 to 6/30/2018
Meeting Date 7/20/2018

FM NUMBER	LOCATION	FACILITY NAME	BUILDING ID	PRIORITY	SHORT TITLE	TCFMAC FUNDED COST	FACILITY MODIFICATION PROGRAM SHARE OF TCFMAC FUNDED COST	ACTUAL COST	FACILITY MODIFICATION PROGRAM SHARE OF ACTUAL COST	VARIANCE BETWEEN FUNDED AND ACTUAL (\$)	VARIANCE BETWEEN FUNDED AND ACTUAL (%)	FUND YEAR	FACILITY MODIFICATION PROGRAM BUDGET % OF COST
1012	Orange	Central Justice Center	30-A1	1	Fire Protection - Remove and replace one SIGA-270 Pull Station and MBA1024 Fire Bell. A fire sprinkler burst inside the basement steam room creating steam and causing multiple other fire sprinklers to burst. An area of about 30,000 square feet in the basement flooded causing water damage. Restoration and clean-up required to dry out the basement and return it to operational.	\$ 10,652	\$ 9,711	\$ 6,433	\$ 5,865	\$ (3,846)	60%	FY 17-18	91.17
1013	Merced	Main Merced Courthouse	24-A8	2	Fire Protection - Troubleshoot and repair fire panel - The fire panel has lost communication.	\$ 3,750	\$ 3,750	\$ 442	\$ 442	\$ (3,308)	12%	FY 17-18	100
1014	Merced	Main Merced Courthouse	24-A8	2	HVAC - PKU.1 repair refrigerant leak on circuit 2, Troubleshoot and repair communication on controls of the BAS - There is a refrigerant leak on circuit 2, BAS is not communicating with circuit 1.	\$ 6,176	\$ 6,176	\$ 5,077	\$ 5,077	\$ (1,099)	82%	FY 17-18	100
1015	Los Angeles	Bellflower Courthouse	19-AL1	2	Plumbing-Replace 6 LF of 4" CI pipe, four (4) 4" couplings, and one (1) 4" 45 in 4th floor janitor's closet. Existing pipe is cracked.	\$ 2,661	\$ 2,074	\$ 499	\$ 389	\$ (1,685)	19%	FY 17-18	77.94
1016	Merced	Main Merced Courthouse	24-A8	2	HVAC - Replace firing rod and reset boiler. Boiler is off line. Firing rod is corroded and no longer working. Boiler cannot ignite building and building not getting heat.	\$ 4,136	\$ 4,136	\$ 349	\$ 349	\$ (3,787)	8%	FY 17-18	100
1017	Mono	Mammoth Lakes Courthouse	26-B2	2	HAVC - Respond to emergency call and isolate valve. Lock-out power to system. Unbolt pump and remove. Hoist pump to ground where it can be disassembled. Remove failed shaft seal. Replace shaft seal, shaft sleeve, gaskets and pump housing with new parts. Techs will then lift pump back to original location and bolt in place. After connected we will power up and test operation - The Primary Hot water pump (8) shaft seal has failed. Repairing the pump will improve an existing asset, increase efficiency and prevent further damage to system and surrounding areas.	\$ 4,754	\$ 4,754	\$ 728	\$ 728	\$ (4,026)	15%	FY 17-18	100
1018	Los Angeles	Michael D. Antonovich Antelope Valley Courthouse	19-AZ1	2	Vandalism - Replace (1) 9"x32"; (1) 20"x33"; (1) 27"x41-1/2" 1/2" Sentry Laminated Safety Glass Clear into existing metal frames, all work to be completed afterhours. Glass broken due to in custody vandalism.	\$ 3,607	\$ 3,607	\$ 2,721	\$ 2,721	\$ (886)	75%	FY 17-18	100
1019	Los Angeles	Malibu Courthouse	19-AS1	2	County Managed - HVAC - Replace (1) pillow block bearings for Air Handler #3. Impacting common Space.	\$ 2,659	\$ 1,010	\$ -	\$ -	\$ (1,010)	0%	FY 17-18	37.98
1020	Los Angeles	West Covina Courthouse	19-X1	1	County Managed- HVAC - Replace (1) Water Pump for the building HVAC system. It's impact the cooling for the entire building.	\$ 2,905	\$ 2,411	\$ 2,905	\$ 2,411	\$ -	100%	FY 17-18	83
1021	Madera	New Madera Courthouse Parking Garage	20-F2	2	Elevator - Replace the leaking packing in the garage elevator. It is starting to leak hydraulic fluid from the head controller and over time the elevator leveling will start to fail causing potential trip hazard.	\$ 4,196	\$ 4,196	\$ 3,351	\$ 3,351	\$ (845)	80%	FY 17-18	100
1022	Sacramento	Gordon Schaber Sacramento Superior Court	34-A1	2	HVAC - Replace bearing on RFN-6S. RFN-6S has a loud bearing noise. Need to replace it before it damages rest of the motor.	\$ 867	\$ 867	\$ 686	\$ 686	\$ (181)	79%	FY 17-18	100
1023	Shasta	Main Courthouse	45-A1	2	HVAC - Remove supply fan motor from air handler located in overhead of Department 5 Chambers. Disassemble blower assembly, reassemble with new fan motor. Test for proper operation. Received multiple complaints from Commissioner in Dept. 5 that Chambers are too hot. Air Conditioner is unresponsive to adjustments.	\$ 1,980	\$ 1,980	\$ 1,328	\$ 1,328	\$ (652)	67%	FY 17-18	100
						\$ 25,973,844	\$ 23,099,901	\$ 24,034,614	\$ 21,435,042	\$ (1,664,860)	93%		



JUDICIAL COUNCIL
OF CALIFORNIA

TRIAL COURT FACILITY MODIFICATION
ADVISORY COMMITTEE

Meeting Date: 07/20/2018

Discussion Item 7 – List I – Canceled Projects in FY 2017-18

Summary:

Review list of canceled projects in FY 2017-18.

Supporting Documentation:

Report: Canceled Projects in FY 2017-18



JUDICIAL COUNCIL
OF CALIFORNIA

TRIAL COURT FACILITY MODIFICATION
ADVISORY COMMITTEE

Trial Court Facility Modification

All Canceled FMs (List I)

7/1/2017 to 6/30/2018

Meeting Date 7/20/2018

	FM NUMBER	LOCATION	FACILITY NAME	BUILDING ID	SHORT TITLE	TCFMAC FUNDED COST (FUNDED) OR PRELIMINARY ESTIMATE (UNFUNDED)	FACILITY MODIFICATION PROGRAM SHARE OF TCFMAC FUNDED COST OR PRELIMINARY ESTIMATE	FUND STATUS	FACILITY MODIFICATION PROGRAM BUDGET % OF COST	CURRENT YEAR ADJUSTMENT (FY16-17)
1	FM-0031643	Santa Barbara	Santa Maria Courts, Bldg G	42-F5	Roof, repair, leaks at A-C units 1 & 11 and south stairwell window; replace entire roof of rooftop equipment well	\$ 133,920	\$ 129,219	Unfunded	96.49	\$ -
2	FM-0047907	Santa Barbara	Santa Maria Courts Bldgs C + D	42-F1	HVAC - Install HVAC in Server Room- High Temp Confined area, threat of overheating	\$ 4,155	\$ 4,155	Unfunded	100	\$ -
3	FM-0047908	Santa Barbara	Santa Maria Juvenile Court (New)	42-H1	HVAC -Install HVAC in Server Room - High Temp Confined area, threat of Overheating.	\$ 4,260	\$ 4,260	Unfunded	100	\$ -
4	FM-0051388	Alameda	Gale - Schenone Hall of Justice	01-E1	Energy Efficiency project - Electrical - Lighting modifications - De-lamp fixture down to 2 bulbs, install occupancy sensors, both infrared and ultrasonic	\$ 24,876	\$ 24,876	Unfunded	100	\$ -
5	FM-0056971	Los Angeles	Compton Courthouse	19-AG1	Interior Finishes - 30% of Dept 105 Public seating are damaged, un-repairable & a safety hazard to public attempting to use. Conduct Environmental testing & set-up 29'x15'x8' containment. Demo 93 existing damaged chairs. Existing anchoring bolts have sheared off requiring drilling new anchoring points. Drill 168 holes (42ft x 4 holes per ft) for new chair anchoring. Install 93 new American Seating plastic seating (similar style to existing) & secure w/epoxy.	\$ 90,973	\$ 90,973	FY 15-16	100	\$ -
6	FM-0058195	Los Angeles	West Covina Courthouse	19-X1	Interior Finishes - 33% of Dept.1, 36% of Dept.4, and 28% of Dept.10 have damaged public seating, un-repairable & a safety hazard to public attempting to use. Replace 254 audience, 42 jury, and 3 witness seats with a similar style to existing. Floor mastic is known to have ACM. All work will be done in an ACM environment	\$ 150,600	\$ 150,600	FY 16-17	100	\$ -
7	FM-0058615	San Diego	South County Regional Center	37-H1	COUNTY MANAGED: Plumbing - Replace two domestic Hot Water tanks at Central Plant. The tanks are leaking due to corrosion and years in service.	\$ 9,104	\$ 9,104	FY 15-16	100	\$ -
8	FM-0059503	San Diego	Hall of Justice	37-A2	COUNTY MANAGED - Interior Finishes - Relocate the 753 SF Superior Court IT office located on the HOJ 4th floor to the HOJ 6th floor by renovating 800 SF of existing office, break room and storage area now occupied by the County of San Diego Probation office. Child Support, Mental Health and Revenue and Recovery office in the HOJ will need to renovate a portions of the 4th, 5th and 6th floor	\$ 163,045	\$ 163,045	FY 16-17	100	\$ -
9	FM-0059688	Los Angeles	Norwalk Courthouse	19-AK1	HVAC-Replace chill water pump #2 pump and motor. Pump is constantly leaking creating huge impact on water usage and lowering efficiency of the pump. ACM remediation on insulated piping will be required prior to commencement of pump replacement.	\$ 69,398	\$ 59,009	FY 17-18	85.03	\$ 69,398
10	FM-0060373	Los Angeles	Norwalk Courthouse	19-AK1	Grounds and parking lot - Sheriff's bus hit sally port gate. Door technicians were able to bang out the kinks and damages to allow the gate to work and secure temporarily. Door technicians replaced several brackets, realigned rollers on track, and re-secured panels. ABM will submit a P3 proposal to replace old original gate.	\$ 10,186	\$ 10,186	FY 16-17	100	\$ -



JUDICIAL COUNCIL
OF CALIFORNIA

TRIAL COURT FACILITY MODIFICATION
ADVISORY COMMITTEE

Trial Court Facility Modification

All Canceled FMs (List I)

7/1/2017 to 6/30/2018

Meeting Date 7/20/2018

	FM NUMBER	LOCATION	FACILITY NAME	BUILDING ID	SHORT TITLE	TCFMAC FUNDED COST (FUNDED) OR PRELIMINARY ESTIMATE (UNFUNDED)	FACILITY MODIFICATION PROGRAM SHARE OF TCFMAC FUNDED COST OR PRELIMINARY ESTIMATE	FUND STATUS	FACILITY MODIFICATION PROGRAM BUDGET % OF COST	CURRENT YEAR ADJUSTMENT (FY16-17)
11	FM-0060462	Los Angeles	Pasadena Courthouse	19-J1	Electrical-Install eleven (11) new timer switches to electrical circuit panels to allow hallway lighting to be turned on and off automatically with timer. Lights currently stay on 24/7 and waste electricity.	\$ 11,207	\$ 7,772	FY 16-17	69.35	\$ -
12	FM-0060493	Los Angeles	Clara Shortridge Foltz Criminal Justice Center	19-L1	Interior Finishes - Post Gender Neutral Signs in all single-user toilet facilities in D-22 Courthouses. Law requires all single-user toilet facilities in any business establishment, place of public accommodation, or state/local government agency, be identified as all gender toilet facilities by signage complying with title 24 of California code of regulations by March 1, 2017. Install 976 Gender Neutral signs and 156 ADA Gender Neutral signs throughout D22 Courthouses single user restrooms.	\$ 100,360	\$ 100,360	FY 17-18	100	\$ 100,360
13	FM-0060577	Orange	601 W. Santa Ana Blvd - 4 DCA 3	64-E1	Energy Efficiency - Electrical Implement energy efficiency upgrade of interior and exterior lighting to LED (approx. 1057 Fixtures)	\$ 38,406	\$ 38,406	FY 16-17	100	\$ -
14	FM-0060591	Los Angeles	Van Nuys Courthouse West	19-AX2	Interior Finishes - Replace (12) 18 inch access floor panels for electrical and data race ways. current floor panels are failing and sinking creating a tripping hazard in clerk's office	\$ 12,900	\$ 12,900	FY 16-17	100	\$ -
15	FM-0060608	Los Angeles	Airport Courthouse	19-AU1	HVAC - Replace failed auxiliary contact for Chiller #2. Chiller stopped working, which is the only working chiller at the moment and is affecting ambient temperature to the entire building.	\$ 8,950	\$ 6,907	Unfunded	77.17	\$ -
16	FM-0060688	Mono	Mammoth Lakes Courthouse	26-B2	HVAC-To remove the current failing BP-1 & BP-2 Aerco Model No. MLX1060HP, asset #'s OM00027741 & OM00027740. Provide and install new Aerco MLX EXT 1123 Condensing Boilers. All demo and preparation for the removal of current boilers and complete installation of the new boilers - The current BP-1 & BP-2 Boilers are failing and need to be replaced. The new boilers are high-efficiency.	\$ 66,810	\$ 66,810	FY 17-18	100	\$ 66,810
17	FM-0060763	Los Angeles	Airport Courthouse	19-AU1	Grounds and Parking Lot - Replace failed keyswitch & photo-eye sensor to employee parking roll-up gate. Employee Parking Lot gate stuck in open position and will not close allowing public to enter.	\$ 6,450	\$ 4,976	FY 16-17	77.14	\$ -
18	FM-0060767	San Bernardino	766 S. Gifford	36-N4	Elevators, Escalators, & Hoists - Replace failed amplifier and pattern boards in custody elevator #8. This work is necessary as the in-custody elevator #8 will be inoperable until repairs can be completed.	\$ 19,752	\$ 19,752	Unfunded	100	\$ -
19	FM-0060972	Los Angeles	Norwalk Courthouse	19-AK1	HVAC - Damaged belts to compressor causing HVAC system to go down and affect comfort cooling building. Replace belts to the compressor and reset chillers to restore cooling to the building.	\$ 8,950	\$ 7,610	FY 17-18	85.03	\$ 8,950
20	FM-0060991	Del Norte	Del Norte County Superior Court	08-A1	Fire Protection - Smoke detectors. Remove 2 firelite smoke detectors in the Sally Port. Install 2 firelite 190deg rated heat detectors. Reprogram FAP to reflect new device descriptions. Existing smoke detectors are causing false alarm activations.	\$ 717	\$ 717	Unfunded	100	\$ -



JUDICIAL COUNCIL
OF CALIFORNIA

TRIAL COURT FACILITY MODIFICATION
ADVISORY COMMITTEE

Trial Court Facility Modification

All Canceled FMs (List I)

7/1/2017 to 6/30/2018

Meeting Date 7/20/2018

	FM NUMBER	LOCATION	FACILITY NAME	BUILDING ID	SHORT TITLE	TCFMAC FUNDED COST (FUNDED) OR PRELIMINARY ESTIMATE (UNFUNDED)	FACILITY MODIFICATION PROGRAM SHARE OF TCFMAC FUNDED COST OR PRELIMINARY ESTIMATE	FUND STATUS	FACILITY MODIFICATION PROGRAM BUDGET % OF COST	CURRENT YEAR ADJUSTMENT (FY16-17)
21	FM-0060992	Los Angeles	Pasadena Courthouse	19-J1	Elevators, escalators, & hoists-Custody elevator #6 has shut down due to a trouble code indicating a problem with the brakes.	\$ 15,000	\$ 15,000	Unfunded	100	\$ -
22	FM-0060994	Los Angeles	Compton Courthouse	19-AG1	Elevators, escalators, & hoists - Public elevator #4 is stuck on 2nd floor with doors open and is not responding.	\$ 5,500	\$ 3,637	Unfunded	66.13	\$ -
23	FM-0060996	Los Angeles	Downey Courthouse	19-AM1	Elevators, escalators, & hoists-Judge's elevator #6 is stuck in basement and is not responding. Elevator tech is in route.	\$ 6,750	\$ 6,750	FY 17-18	100	\$ 6,750
24	FM-0061007	Los Angeles	Torrance Courthouse	19-C1	Electrical - SCE will need to complete emergency repair in main vault due to water intrusion and will be shutting down power on 07/21/2017 at 2300 hours. ABM technician and elevator technician will be required to be on site.	\$ 3,450	\$ 3,450	Unfunded	100	\$ -
25	FM-0061011	Orange	Central Justice Center	30-A1	FM - Exterior Shell - Replace emergency exit landing. Demo and replace 4' x 4' concrete landing. Landing is damaged beyond repair and is a safety hazard.	\$ 4,052	\$ 3,694	Unfunded	91.17	\$ -
26	FM-0061014	Los Angeles	Chatsworth Courthouse	19-AY1	Grounds and parking lot-Remove eight (8) dead pine trees behind employee parking lot and haul away. Grind down three (3) stumps and replace with three (3) 24" box pine trees. Remove four (4) dead pine trees from east parking lot and haul away. Dead trees could fall and injure someone or damage cars.	\$ 4,371	\$ 3,663	Unfunded	83.8	\$ -
27	FM-0061017	Los Angeles	Van Nuys Courthouse East	19-AX1	Elevators, Escalators, & Hoists - After hours call on Sunday 7/23/17. Gas smell in courthouse Fire Department dispatched to place all elevators on Fire Service. ABM Engineer responded; no gas leak detected; all elevators reset and put in service.	\$ 6,050	\$ 6,050	Unfunded	100	\$ -
28	FM-0061056	Los Angeles	Downey Courthouse	19-AM1	Elevators, Escalators, & Hoists - Remove failed ADA phone from Custody / Lock-up Elevator and replace with new phone. Failed phone discovered during DIR Inspection and inspector requires operational phone to issue operating permit.	\$ 2,475	\$ 2,475	FY 17-18	100	\$ 2,475
29	FM-0061084	Los Angeles	Van Nuys Courthouse East	19-AX1	Plumbing - Replace one (1) Elkay ADA single water cooler and fittings. Drinking fountain does not work.	\$ 2,881	\$ 2,585	FY 17-18	89.74	\$ 2,881
30	FM-0061137	Riverside	Indio Juvenile Court	33-C3	Exterior - Indio Juvenile - Landscaping - Possible vandalism. Replace the irrigation controllers and 4 electric solenoids which service the large park area at the south end of the property. The wires on the current controller appear to have been vandalized and cut. Indio Juvenile Court landscaping has diminished and the appearance is below standard.	\$ 1,353	\$ 1,093	FY 17-18	80.81	\$ 1,353
31	FM-0061191	Los Angeles	Pasadena Courthouse	19-J1	Interior Finishes - Room 401-J remove door & plane edge, prep hinges, rehang to allow door to clear frame to close properly; 400-B Jury Door shim hinges to allow door to clear frame to close properly; Room 106 Remove door, shave top to clear frame to close properly; Stairway by 108 shim hinges to clear frame & close properly; install (5) replacement closers. Doors will not close properly creating potential security risk.	\$ 5,750	\$ 3,988	FY 17-18	69.35	\$ 5,750



JUDICIAL COUNCIL
OF CALIFORNIA

TRIAL COURT FACILITY MODIFICATION
ADVISORY COMMITTEE

Trial Court Facility Modification

All Canceled FMs (List I)

7/1/2017 to 6/30/2018

Meeting Date 7/20/2018

	FM NUMBER	LOCATION	FACILITY NAME	BUILDING ID	SHORT TITLE	TCFMAC FUNDED COST (FUNDED) OR PRELIMINARY ESTIMATE (UNFUNDED)	FACILITY MODIFICATION PROGRAM SHARE OF TCFMAC FUNDED COST OR PRELIMINARY ESTIMATE	FUND STATUS	FACILITY MODIFICATION PROGRAM BUDGET % OF COST	CURRENT YEAR ADJUSTMENT (FY16-17)
32	FM-0061192	San Bernardino	San Bernardino Courthouse - Annex	36-A2	Elevators, escalators, & hoists-Regulatory compliance-ThyssenKrupp Elevator will provide labor and material during normal business hours to perform the following scope of work: 1) The crew shall test seismic derailment wire in the elevator hoistway to ensure the elevator operates as intended under earthquake and other emergency conditions both elevators.	\$ 4,782	\$ 4,574	Unfunded	95.64	\$ -
33	FM-0061196	Los Angeles	Torrance Courthouse	19-C1	Pest Control-Remove bee and crow nests from ledge on 5th floor using high lift. Bees and crows are a nuisance to staff and public.	\$ 4,568	\$ 3,889	Unfunded	85.14	\$ -
34	FM-0061208	Orange	North Justice Center	30-C1	Electrical - Remove and replace 18 - 6v UPS batteries (Phase 3, 2nd floor server room) and 4 - 12v UPS power tc-12120s with tc-121205s batteries (Phase 1, 3rd floor business center) for emergency backup lighting. Batteries at both locations have split and failed due to a power outage (Aug. 3rd, 2017, failed Edison transformers) affecting the entire building. Immediate replacement is needed to ensure the building is fully supported in the event of another power failure.	\$ 11,237	\$ 10,155	Unfunded	90.37	\$ -
35	FM-0061215	San Diego	County Courthouse	37-A1	Exterior Shell - Restore 50 feet of deteriorated roof seams, cracks and joints with elastomeric coating and apply polyurethane primer to exterior roof seams and cracks on roofing to mitigate water intrusion on 3rd floor. Installed and Removed temporary tarps and water diversion put in place earlier under emergency repairs.	\$ 3,980	\$ 3,081	Unfunded	77.42	\$ -
36	FM-0061220	Los Angeles	Compton Courthouse	19-AG1	Fire Protection - Replace (12) Door knobs with Mortise type door knobs that can be unlocked during business hours. Fire Marshall Inspection found EXIT Doors (4 Doors per Floor) locked preventing exit from the area during a fire emergency when all elevators are automatically recalled to the first floor effectively trapping the inhabitants of those floors.	\$ 8,545	\$ 8,545	Unfunded	100	\$ -
37	FM-0061224	Contra Costa	Bray Courts	07-A3	Fire Protection - After hours. Building wide power outage. Generator is running. Need to check and test all equipment after power is restored. Elevators are off line and TK will be needed to reset to normal service levels	\$ 3,547	\$ 3,033	Unfunded	85.52	\$ -
38	FM-0061297	Los Angeles	Edmund D. Edelman Children's Court	19-Q1	Electrical - After hours while PM was being performed on Power Transfer Switch; while switch was being powered on the main breaker to the building tripped and stuck in "open" position. Edison Power had to respond and perform Lock-out / Tag-out on breaker. Vendor cleaned and lubricated breaker contacts and power was restored. No impact to court operations.	\$ 4,577	\$ 4,577	Unfunded	100	\$ -



JUDICIAL COUNCIL
OF CALIFORNIA

TRIAL COURT FACILITY MODIFICATION
ADVISORY COMMITTEE

Trial Court Facility Modification

All Canceled FMs (List I)

7/1/2017 to 6/30/2018

Meeting Date 7/20/2018

	FM NUMBER	LOCATION	FACILITY NAME	BUILDING ID	SHORT TITLE	TCFMAC FUNDED COST (FUNDED) OR PRELIMINARY ESTIMATE (UNFUNDED)	FACILITY MODIFICATION PROGRAM SHARE OF TCFMAC FUNDED COST OR PRELIMINARY ESTIMATE	FUND STATUS	FACILITY MODIFICATION PROGRAM BUDGET % OF COST	CURRENT YEAR ADJUSTMENT (FY16-17)
39	FM-0061306	Los Angeles	Norwalk Courthouse	19-AK1	HVAC - ABM Environmental Consultant performed IAQ testing; visual inspection for water intrusion or fungal amplification; smoke testing around door seals and wall penetrations. Commissioner/Judge is complaining that she has been feeling very fatigued and tired each time she uses her restroom. She feels that the restroom exhaust fan may have mold or something that is coming from the fan that is causing her to feel fatigued and tired. All testing came back negative.	\$ 2,756	\$ 2,343	Unfunded	85.03	\$ -
40	FM-0061320	San Bernardino	Fontana Courthouse	36-C1	Elevators, Escalators, & Hoists - NTC/NOV regulatory Compliance for 2 elevators; Annual Relief Test: Perform (2) annual pressure relief tests per ANSI A17.1 and install required test tags. Fire Testing: Elevator vendor provide access to Hoistway; Fire Life Safety Co perform full Fire Alarm test, Activation & Operational confirmation, recall relays, provide dated inspection tags & complete report, correct any "on the spot" deficiencies discovered during test.	\$ 4,748	\$ 3,901	Unfunded	82.17	\$ -
41	FM-0061333	Los Angeles	Santa Monica Court Annex	19-AP3	Elevators, escalators, & hoists-Regulatory compliance preliminary orders-"ThyssenKrupp Elevator will provide labor and material to perform the following scope of work:	\$ 10,791	\$ 8,470	Unfunded	78.49	\$ -
42	FM-0061342	San Bernardino	San Bernardino Justice Center	36-R1	Exterior Shell - Perform annual inspection and hoist removal inspection of each hoist per CAL OSHA requirements. This work is necessary to ensure continued equipment compliance and future use for the insurance replacement of the decorative glass fin by the window washing company.	\$ 5,169	\$ 5,169	Unfunded	100	\$ -
43	FM-0061347	Los Angeles	Pasadena Courthouse	19-J1	Elevators Escalators, & Hoists - Elevators #1, #2, #3 are not responding to calls. Elevator #1 safety cable out of adjustment; Elevator #2 relay contact tripped.	\$ 4,800	\$ 4,800	Unfunded	100	\$ -
44	FM-0061348	Los Angeles	Airport Courthouse	19-AU1	Elevators, Escalators, & Hoists - Elevator #2 stuck between Floors #1 & #2 with 1 entrapment. Auxiliary Contact timed out.	\$ 2,000	\$ 1,543	Unfunded	77.17	\$ -
45	FM-0061359	Orange	Central Justice Center	30-A1	Roof - Remove and replace the failed roof seals around the bases of the sun wings at 109 louver base covers of the 3rd floor cafeteria dining area and the Jury Assembly room. These seals have deteriorated to the point that every time it rains, major leaks and damage inside occur. Failure to complete this work may result in further damage to the building.	\$ 8,664	\$ 7,899	Unfunded	91.17	\$ -
46	FM-0061366	Los Angeles	Burbank Courthouse	19-G1	Elevators -Replace (1) defective rear door relay on the only custody elevator in the building. Custody elevator was stuck with doors open and not responding. Impacting court operations.	\$ 5,000	\$ 4,538	FY 17-18	90.76	\$ 5,000



JUDICIAL COUNCIL
OF CALIFORNIA

TRIAL COURT FACILITY MODIFICATION
ADVISORY COMMITTEE

Trial Court Facility Modification
All Canceled FMs (List I)
7/1/2017 to 6/30/2018
Meeting Date 7/20/2018

	FM NUMBER	LOCATION	FACILITY NAME	BUILDING ID	SHORT TITLE	TCFMAC FUNDED COST (FUNDED) OR PRELIMINARY ESTIMATE (UNFUNDED)	FACILITY MODIFICATION PROGRAM SHARE OF TCFMAC FUNDED COST OR PRELIMINARY ESTIMATE	FUND STATUS	FACILITY MODIFICATION PROGRAM BUDGET % OF COST	CURRENT YEAR ADJUSTMENT (FY16-17)
47	FM-0061396	Los Angeles	Edmund D. Edelman Children's Court	19-Q1	Elevators, escalators, & hoists-After hours on Friday 10/13/2017 at 1650 hours. Judges' elevator #1 stuck on 1st floor with one entrapment. Elevator technician has found the clutch and stop switch have failed.	\$ 5,100	\$ 5,100	Unfunded	100	\$ -
48	FM-0061415	Shasta	Main Courthouse	45-A1	Interior Finishes - Door internal hardware is worn, and periodically prevents proper locking/latching. Cottonwood Glass inspected and determined work scope to replace internal hardware components. - This is due to multiple work orders over the course of time. Each time a work order is entered, all we can do at this point is temporarily correct the situation. Marshal's office have had to resort to chaining the doors at night to ensure security.	\$ 2,282	\$ 1,523	Unfunded	66.73	\$ -
49	FM-0061431	Solano	Solano Justice Building	48-B1	Interior Finishes - Air Quality Test air quality (3 samples) in the courtroom and chambers soot/dust has caused occupants to cough and sneeze; this building has been in the path of smoke from the north coast fires.	\$ 2,348	\$ 2,348	Unfunded	100	\$ -
50	FM-0061453	Los Angeles	Parking Lot-San Fernando Courthouse Employees	19-AC3	Electrical - Replace (10) non-functional existing Halide pole lights with (10) LED Fixtures. Replacement parts are obsolete. All the parking lot lights are non-functional creating a safety / security hazard.	\$ 10,916	\$ 9,105	FY 17-18	83.41	\$ 10,916
51	FM-0061456	Los Angeles	Bellflower Courthouse	19-AL1	Plumbing - Tighten (2) Leaking Water valves packing glands causing leak and water damage. Erect containments and remediate water damaged areas 2nd, 3rd and 4th floors.	\$ 7,000	\$ 5,456	Unfunded	77.94	\$ -
52	FM-0061459	Los Angeles	Parking Structure-Edelman Court	19-Q2	Electrical - Contractor working on JCC LED conversion project knocked out power to 300amp breaker panel. Power lost for all lights and elevators in parking structure. Removal of \$2k deduct approved and attached. Related entity approved and attached.	\$ 7,850	\$ 7,850	Unfunded	100	\$ -
53	FM-0061530	Los Angeles	Bellflower Courthouse	19-AL1	Elevators, escalators, & hoists - Replace (1) damaged sheave (4) damaged cables. Sheave and cables are worn and can cause elevator entrapments.	\$ 27,788	\$ 21,658	Unfunded	77.94	\$ -
54	FM-0061532	Los Angeles	Pasadena Courthouse	19-J1	Plumbing - Replace (10') 4" CI Pipe, (1) 4" CI Comby, (1) 4"x2" CI Reducer, (4) 4" HD coupling, (2) 2" coupling, (1) 4" bolt & gasket kit. Remove toilet and replace failing drain line that is deteriorating. If not replaced high probability of failure dispersing contaminated water and foul smell to be picked up by the air handler dispersing through air ducts. Potential respiratory / health issues.	\$ 3,482	\$ 3,482	FY 17-18	100	\$ 3,482
55	FM-0061573	Los Angeles	San Fernando Courthouse	19-AC1	Vandalism-Sand graffiti off of four (4) benches and apply primer and wood stain. Benches have been vandalized.	\$ 3,733	\$ 3,114	Unfunded	83.41	\$ -



JUDICIAL COUNCIL
OF CALIFORNIA

TRIAL COURT FACILITY MODIFICATION
ADVISORY COMMITTEE

Trial Court Facility Modification

All Canceled FMs (List I)

7/1/2017 to 6/30/2018

Meeting Date 7/20/2018

	FM NUMBER	LOCATION	FACILITY NAME	BUILDING ID	SHORT TITLE	TCFMAC FUNDED COST (FUNDED) OR PRELIMINARY ESTIMATE (UNFUNDED)	FACILITY MODIFICATION PROGRAM SHARE OF TCFMAC FUNDED COST OR PRELIMINARY ESTIMATE	FUND STATUS	FACILITY MODIFICATION PROGRAM BUDGET % OF COST	CURRENT YEAR ADJUSTMENT (FY16-17)
56	FM-0061582	San Bernardino	San Bernardino Justice Center	36-R1	Electrical - Replace (5) 250 watt lamps and (3) ballasts in the public parking lot utilizing a 40ft boom lift. Multiple light poles have failed ballasts and lamps making the area too dark. This work is needed to illuminate the area after dark.	\$ 3,836	\$ 3,836	Unfunded	100	\$ -
57	FM-0061586	Los Angeles	Edmund D. Edelman Children's Court	19-Q1	Plumbing - Unclogged main line sewage back up in 1st Floor Women's Restroom. Remove and remediate category 3 water on the floor.	\$ 6,500	\$ 4,549	Unfunded	69.99	\$ -
58	FM-0061600	Los Angeles	San Fernando Courthouse	19-AC1	Vandalism - Remove Graffiti from (2) Stall Doors and repaint, sinks, (2) toilet paper and (1) towel dispensers, sand restroom entrance door and re-stain on the 4th floor public RR.	\$ 1,507	\$ 1,257	Unfunded	83.41	\$ -
59	FM-0061601	San Bernardino	Rancho Cucamonga Courthouse	36-F1	Fire Protection - ABM to provide access and support to San Bernardino County Fire/Life Vendor in Court Exclusive areas to repair 24 faults on San Bernardino County's Fire Alarm Panel.	\$ 2,511	\$ 1,910	Unfunded	76.05	\$ -
60	FM-0061602	Los Angeles	San Fernando Courthouse	19-AC1	Vandalism - Remove Graffiti from (2) stall doors and partition walls and paint; (3) soap and towel dispensers on the 3rd floor public RR; (3) sinks and paint with porcelain paint; replace (3) mirrors and cover with Graffiti film; Sand entrance door and stain. Damaged by vandals.	\$ 2,125	\$ 1,772	Unfunded	83.41	\$ -
61	FM-0061603	Los Angeles	San Fernando Courthouse	19-AC1	Vandalism - Remove Graffiti from (2) stall doors and wall and paint; (3) sinks and paint with porcelain paint on the 2nd floor public RR; (3) soap dispensers, (3) paper towel dispensers; replace (3) bathroom mirrors. Bathroom has excessive Graffiti and gang sign needs to be removed.	\$ 2,789	\$ 2,326	Unfunded	83.41	\$ -
62	FM-0061613	Los Angeles	Chatsworth Courthouse	19-AY1	Elevators, Escalators, & Hoists - Perform Regulatory Requirements per Preliminary Orders in accordance with California Code of Regulations (Title 8) or the Labor Code (I.C.) of the State of California. To be performed on Escalator 2-1D (117744) & 1-2U (117743). A competent person with all required tools and control devices shall be provided to assist the Division in the removal of steps in order to complete inspection of the drive machine, and upthrust device located inside the escalator truss.	\$ 8,450	\$ 7,081	Unfunded	83.8	\$ -
63	FM-0061620	Los Angeles	Beverly Hills Courthouse	19-AQ1	1st floor - Judge's Elevator #4 not responding, doors closed, no entrapments	\$ 5,123	\$ 5,123	Unfunded	100	\$ -
64	FM-0061662	Los Angeles	Pomona Courthouse South	19-W1	Grounds - Human feces found on planter wall by Employee Entrance sidewalk	\$ 4,800	\$ 4,800	Unfunded	100	\$ -
65	FM-0061663	Los Angeles	Pasadena Courthouse	19-J1	Interior Finishes / Water is leaking from the toilet flush valve leaving 3 gallons of water on the tiles floor of the 2nd Floor, Probation Testing Restroom and leaking down to the 1st floor, Room D wetting 1 sq. feet of the hard lid ceiling and (1) light fixture.	\$ 9,551	\$ 9,551	Unfunded	100	\$ -
66	FM-0061673	Alameda	Hayward Hall of Justice	01-D1	HVAC - Replace failed penthouse control room AC mini-split system 3-ton A/C compressor unit	\$ 6,152	\$ 5,432	Unfunded	88.3	\$ -



JUDICIAL COUNCIL
OF CALIFORNIA

TRIAL COURT FACILITY MODIFICATION
ADVISORY COMMITTEE

Trial Court Facility Modification

All Canceled FMs (List I)

7/1/2017 to 6/30/2018

Meeting Date 7/20/2018

	FM NUMBER	LOCATION	FACILITY NAME	BUILDING ID	SHORT TITLE	TCFMAC FUNDED COST (FUNDED) OR PRELIMINARY ESTIMATE (UNFUNDED)	FACILITY MODIFICATION PROGRAM SHARE OF TCFMAC FUNDED COST OR PRELIMINARY ESTIMATE	FUND STATUS	FACILITY MODIFICATION PROGRAM BUDGET % OF COST	CURRENT YEAR ADJUSTMENT (FY16-17)
67	FM-0061678	Los Angeles	Van Nuys Courthouse West	19-AX2	Elevator - Replace (1) 3amp fuse to the power supply for custody elevator #7. Elevator has failed and disrupting court operations.	\$ 2,001	\$ 1,610	FY 17-18	80.48	\$ 2,001
68	FM-0061695	Los Angeles	Stanley Mosk Courthouse	19-K1	Elevators, Escalators, & Hoists - Freight elevator #1; Replace (12) worn car rollers on top and bottom of car. Rollers are worn and making noise. Rollers to be replaced before complete failure.	\$ 6,427	\$ 6,251	Unfunded	97.26	\$ -
69	FM-0061696	Los Angeles	Stanley Mosk Courthouse	19-K1	Elevators, Escalators, & Hoists - Public Elevator #7, 6th flr; Replace damaged door safety edge and failed power supply. Safety edge, and power supply to be replaced to avoid injury to passenger entering elevator while door closing. Door will not currently sense passenger in doorway and stop closing.	\$ 4,339	\$ 4,220	Unfunded	97.26	\$ -
70	FM-0061714	San Mateo	Hall of Justice	41-A1	Security - Holding Cell - 4th floor - replace failed (1) working latch style lock with dead bolt to match other holding cells. - Latch lock is not functioning correctly allowing door to be opened from inside w/o key; repair parts are not available.	\$ 5,304	\$ 5,304	FY 17-18	100	\$ 5,304
71	FM-0061723	Los Angeles	Pasadena Courthouse	19-J1	Exterior Shell - NRC is going to investigate multiple water leaks found in a public stairwell and in elevator mechanical room.	\$ 5,000	\$ 3,468	Unfunded	69.35	\$ -
72	FM-0061806	Los Angeles	East Los Angeles Courthouse	19-V1	Roof Request - Torch apply 100' linear x 3' high granulated bitumen roof membrane on South Side of Roof from Penthouse wall to curb angle. Rain water leaked from roof, affecting Courtrooms Dept. 6 & 7.	\$ 4,757	\$ 3,697	Unfunded	77.72	\$ -
73	FM-0061831	Los Angeles	Metropolitan Courthouse	19-T1	Elevators, Escalators, & Hoists - All elevators not responding to calls. ATS "B" for Public Elevator #5 off line and breaker tripped, affecting all elevators. Electrician reset ATS, Public Elevator #5 & Custody Elevator #10 remain off line. Work to be performed on Supplemental P2's.	\$ 2,427	\$ 2,294	Unfunded	94.53	\$ -
74	FM-0061879	Los Angeles	Edmund D. Edelman Children's Court	19-Q1	Interior Finishes - Rain water has leaked through EIFS5th Floor Secure Hallway Window Approximately 20 of window sill is leaking from EIFS System. Water Diverter, Dehumidifier, Axial Fan & Hepa AFD installed. Department 421 Chambers, Approximately 2 of window sill is leaking from EIFS System. Water Diverter, Dehumidifier, Axial Fan & Hepa AFD installed. 2nd Floor	\$ 54,037	\$ 37,820	Unfunded	69.99	\$ -
75	FM-0061886	San Diego	East County Regional Center	37-I1	Elevators, Escalators, & Hoists -Judge's Elevator #8. Replace the copper wiring to the generator. Motor generator sparking, AC/DC electrical wirings shorted and gone to ground. Elevator was taken out of service on the 7th Floor with no entrapments.	\$ 13,628	\$ 13,628	Unfunded	100	\$ -
76	FM-0061901	Santa Clara	Hall of Justice (West)	43-A2	Roof - Replace existing roof system and components (approximately 13,600 SF) with new 80 mil PVC roofing system as specified in Development Ones Construction documents.	\$ 998,734	\$ 998,734	Unfunded	100	\$ -



JUDICIAL COUNCIL
OF CALIFORNIA

TRIAL COURT FACILITY MODIFICATION
ADVISORY COMMITTEE

Trial Court Facility Modification

All Canceled FMs (List I)

7/1/2017 to 6/30/2018

Meeting Date 7/20/2018

	FM NUMBER	LOCATION	FACILITY NAME	BUILDING ID	SHORT TITLE	TCFMAC FUNDED COST (FUNDED) OR PRELIMINARY ESTIMATE (UNFUNDED)	FACILITY MODIFICATION PROGRAM SHARE OF TCFMAC FUNDED COST OR PRELIMINARY ESTIMATE	FUND STATUS	FACILITY MODIFICATION PROGRAM BUDGET % OF COST	CURRENT YEAR ADJUSTMENT (FY16-17)
77	FM-0061911	Los Angeles	Edmund D. Edelman Children's Court	19-Q1	Elevators, Escalators, and Hoists - Elevator technicians identify issues with Elevator #7; Adjust brake pick timing to eliminate roll back on motor; tested and put back into service. Elevator stuck on 5th Floor with doors closed, no entrapments.	\$ 3,775	\$ 2,642	Unfunded	69.99	\$ -
78	FM-0061923	Los Angeles	Metropolitan Courthouse	19-T1	Elevators, escalators, & hoists - Refurbish generator for custody elevator #10. Rewind generator. Strip armature, dip & bake fields on armature. Turn and undercut generator, exciter, and commutator. Replace brushes. Generator shorted out & elevator is out of service.	\$ 65,343	\$ 61,775	Unfunded	94.54	\$ -
79	FM-0061942	Los Angeles	Pasadena Courthouse	19-J1	Plumbing - Remove trash and debris clogging the sewage well disposal pit. Debris loaded into barrels and disposed of properly by vendor. Floating debris blocking the cutting performance of the pump macerator blades. Odors from pit spread throughout the basement and 1st floor areas creating potential respiratory issues.	\$ 3,825	\$ 2,653	Unfunded	69.35	\$ -
80	FM-0061953	San Diego	East County Regional Center	37-I1	Vandalism - Replace (1) damaged 1/4" clear mirror 25" X 31" and install graffiti film, replace damaged graffiti film on an additional (11) mirrors approx. sizes 25" X 31". Men's public restrooms on the 1st & 2nd floor have graffiti etched/drawn into the mirrors.	\$ 2,164	\$ 1,465	Unfunded	67.71	\$ -
81	FM-0061961	Los Angeles	Pomona Courthouse South	19-W1	Roof - Rain water from roof leaking into 7th floor public hallway. Affecting (6) 1'x1' ceiling tiles; 1 gallon of water on hard surface floor.	\$ 2,500	\$ 2,279	Unfunded	91.14	\$ -
82	FM-0061978	Los Angeles	East Los Angeles Courthouse	19-V1	Plumbing - Water leaking from Cast Iron Roof Drain into ceiling of Judge's Chambers. Affecting (4) 2'x2' ceiling tiles; 6 Sq. Ft. carpet saturated.	\$ 2,500	\$ 2,500	Unfunded	100	\$ -
83	FM-0061980	Los Angeles	Monrovia Training Center	19-N1	Plumbing - Gas leak sourcing from basement of building. Exact source as of yet unknown.	\$ 2,500	\$ 1,757	FY 17-18	70.29	\$ 2,500
84	FM-0061990	Los Angeles	Van Nuys Courthouse East	19-AX1	Roof - Replace 10 (1x1) ceiling tiles that were wet from roof leak. Containments was erected and dried with proper equipment, containment was removed when ceiling was dry. Helipad was patched.	\$ 3,000	\$ 3,000	Unfunded	100	\$ -
85	FM-0062021	Los Angeles	Edmund D. Edelman Children's Court	19-Q1	Fire Protection - Fire Alarm initiated and building evacuated. Fire Panel indicated signal from 2nd floor Smoke Detector. Fire Dept. responded and cleared the building allowing occupants to re-enter. Fire Vendor inspecting 2nd Floor Smoke Detector to determine cause.	\$ 2,500	\$ 1,750	Unfunded	69.99	\$ -
86	FM-0062025	Los Angeles	Alhambra Courthouse	19-I1	Elevators, Escalators, & Hoists / Floor 4 / Custody Elevator # 5 is stopped on the 4th floor. Elevator is not responding to calls, no entrapments, doors open. Found Generator leveling issues, corrected and monitored for 2 days to verify no further issues.	\$ 3,573	\$ 3,573	Unfunded	100	\$ -



JUDICIAL COUNCIL
OF CALIFORNIA

TRIAL COURT FACILITY MODIFICATION
ADVISORY COMMITTEE

Trial Court Facility Modification

All Canceled FMs (List I)

7/1/2017 to 6/30/2018

Meeting Date 7/20/2018

	FM NUMBER	LOCATION	FACILITY NAME	BUILDING ID	SHORT TITLE	TCFMAC FUNDED COST (FUNDED) OR PRELIMINARY ESTIMATE (UNFUNDED)	FACILITY MODIFICATION PROGRAM SHARE OF TCFMAC FUNDED COST OR PRELIMINARY ESTIMATE	FUND STATUS	FACILITY MODIFICATION PROGRAM BUDGET % OF COST	CURRENT YEAR ADJUSTMENT (FY16-17)
87	FM-0062082	Riverside	Hemet	33-F1	Vandalism - Men's Public Restroom Mirror - Remove and replace one vandalized 47 inch x 56 inch restroom mirror with two new 18 inch x 30 inch mirrors with anti-graffiti film. The current mirror has offensive and graphic graffiti etched into it; gang and profanity. The anti-graffiti film and smaller mirrors will make potential future vandalism clean-up efforts easier to remediate.	\$ 3,543	\$ 3,543	FY 17-18	100	\$ 3,543
88	FM-0062085	San Bernardino	San Bernardino Justice Center	36-R1	Elevators, Escalators, & Hoists - Restore off-line elevator #3 to proper working condition. Pit Stop Safety Switch circuit is tripped and will not reset.	\$ 2,978	\$ 2,978	FY 17-18	100	\$ 2,978
89	FM-0062103	Merced	Main Merced Courthouse	24-A8	HVAC - Change out primary and secondary air filters, High pressure wash condensers coil, lubricate and check all serviceable items - Due to the bad air quality in Merced County need to change filters out of cycle and wash condensers. Filter Replacement needed for PKU 2.	\$ 5,049	\$ 5,049	Unfunded	100	\$ -
90	FM-0062104	Merced	Main Merced Courthouse	24-A8	HVAC - Change out primary and secondary air filters, High pressure wash condensers coil, lubricate and check all serviceable items - Due to the bad air quality in Merced County need to change filters out of cycle and wash condensers. Filter Replacement needed for PKU 1.	\$ 5,049	\$ 5,049	Unfunded	100	\$ -
91	FM-0062111	Los Angeles	Edmund D. Edelman Children's Court	19-Q1	HVAC - Both Chillers #1 & #2 are down. Chiller #2 is currently being worked on under JO 1544711; Chiller #1 unable to start due to low oil pressure.	\$ 2,500	\$ 2,500	Unfunded	100	\$ -
92	FM-0062117	San Bernardino	San Bernardino Justice Center	36-R1	HVAC - Replace (10) 20in x 20in x 12in Rigid Header Type Filters and (5) 12in x 24in x 12in Rigid Header Type Filters for AHU03. Box filters need to be replaced on AHU PH3 the magnehelics are reading above 2"WC.	\$ 2,020	\$ 2,020	Unfunded	100	\$ -
93	FM-0062125	San Bernardino	San Bernardino Justice Center	36-R1	HVAC - Replace (40) 24in x 24in x 12in Rigid Header Filters. AHU-PH2 need to replace the Box Filters due to the magnehelics are reading above 2"WC.	\$ 4,042	\$ 4,042	Unfunded	100	\$ -
94	FM-0062131	San Diego	East County Regional Center	37-I1	Plumbing -Restore seized sump pump to working condition and pump pit to remove debris. Main drain is backed clogged and backing up into holding cells. Sump pumps #1 & #2 not working, pump 2 jammed and the impeller won't tum causing the amps kick up and trip the breaker, lag pump jammed with towels and clothes.	\$ 5,590	\$ 3,785	Unfunded	67.71	\$ -
95	FM-0062138	Los Angeles	Parking Structure Lot 59-Whittier Admin CTR	19-AO2	Grounds & Parking Lot - Fecal matter, urine, & soiled clothing left in staircase of Parking Garage.	\$ 3,500	\$ 3,500	Unfunded	100	\$ -
96	FM-0062146	Los Angeles	Norwalk Courthouse	19-AK1	Plumbing - Domestic Hot Water Boiler shut off showing red indicator lights calling for service. Attempted to reset and restart; boiler unresponsive to reset signal. Only Hot Water boiler in Courthouse; No Hot Water service to building.	\$ 2,500	\$ 2,126	FY 17-18	85.03	\$ 2,500



JUDICIAL COUNCIL
OF CALIFORNIA

TRIAL COURT FACILITY MODIFICATION
ADVISORY COMMITTEE

Trial Court Facility Modification

All Canceled FMs (List I)

7/1/2017 to 6/30/2018

Meeting Date 7/20/2018

	FM NUMBER	LOCATION	FACILITY NAME	BUILDING ID	SHORT TITLE	TCFMAC FUNDED COST (FUNDED) OR PRELIMINARY ESTIMATE (UNFUNDED)	FACILITY MODIFICATION PROGRAM SHARE OF TCFMAC FUNDED COST OR PRELIMINARY ESTIMATE	FUND STATUS	FACILITY MODIFICATION PROGRAM BUDGET % OF COST	CURRENT YEAR ADJUSTMENT (FY16-17)
97	FM-0062152	San Bernardino	San Bernardino Justice Center	36-R1	HVAC - Replace (22) 24in x 24in x 12in Rigid Header Filters and (7) 12 x 24 x 12 Rigid Header Filters. AHU-B1-1 need to replace the Box Filters due to the magnehelics are reading above 2"WC.	\$ 3,259	\$ 3,259	Unfunded	100	\$ -
98	FM-0062229	Los Angeles	Downey Courthouse	19-AM1	Fire Protection - Replace (62) deteriorating sprinkler heads and escutcheons that are highly corroded. Discovered during Standpipe / Sprinkler PM inspection 2726209.	\$ 8,453	\$ 7,075	Unfunded	83.7	\$ -
99	FM-0062343	Los Angeles	Whittier Courthouse	19-AO1	Plumbing - All floor drains located in the basement mechanical room are backed up and flooding the room. Approximately 100 gallons of water now covering floor of mechanical room.	\$ 2,500	\$ 2,500	Unfunded	100	\$ -
100	FM-0062352	Los Angeles	Michael D. Antonovich Antelope Valley Courthouse	19-AZ1	Elevators, Escalators, & Hoists - Fire Alarm went off shutting down all elevators. Elevators cannot reset	\$ 2,500	\$ 2,500	Unfunded	100	\$ -
						\$ 2,443,475	\$ 2,358,161			\$ 302,951



JUDICIAL COUNCIL OF CALIFORNIA

TRIAL COURT FACILITY MODIFICATION
ADVISORY COMMITTEE

Meeting Date: 07/20/2018

Discussion Item 8 – San Diego County Courthouse Projects

Summary:

Review and discuss San Diego County Courthouse projects and timeline.

Supporting Documentation:

Slides/Presentation

Discussion Item 8

San Diego County Courthouse Projects in May 25, 2018 Meeting

FM NUMBER	PRIORITY	SHORT TITLE	Project Cost	Judicial Council Share	SWO Opened Date	Notes
FM-0062158	1	Plumbing - Replaced two (2) 4' x 2' ceiling tiles, tightened hot water line coupling, set-up 10' x 10' x 10' containment, clean-up all surfaces, removed fallen debris, extracted water from carpet, and performed environmental air testing within known ACM area. A Loose hot water line coupling caused water to leak and saturate ceiling tiles and fall onto D44 Judge's Chambers.	\$ 6,303	\$ 6,303	11/3/17	Converted from JO to FM until 5/2/18
FM-0062167	1	Elevators- Replace one (1) S11 board and installed 6 new amp traps (fuses) on Public Elevator #N2. N2 Elevator became stuck on the 3rd floor and not responding to calls, doors remained closed with no entrapments.	\$ 3,429	\$ 2,655	12/27/17	Converted from JO to FM until 4/24/18
FM-0062155	2	Plumbing - Replace (2) 2ft x 4ft ceiling tiles, adjusted no-hub coupling, water remediation and abatement, environmental testing. A loose no-hub coupling was found in an abandoned floor drain line above ceiling, causing water leak in ceiling.	\$ 7,962	\$7,962	11/1/17	Converted from JO to FM until 5/2/18
FM-0062156	2	Elevators, Escalators, & Hoists - Restore Elevators S2 & S3, adjusted generator brushes and doors, reseated ribbon cables. During the courts move to the new building (37-L1) elevators S2 & S3 stopped responding while being utilized by the movers (no entrapments), leaving only elevator S1 for service to the public and movers. This work is necessary as to not impact the move / cause a delay with the scheduled move to the new building.	\$ 2,918	\$2,259	1/4/18	Converted from JO to FM until 5/2/18
FM-0062159	2	Elevators, Escalators, & Hoists - Replaced auxiliary contactor, tightened controller wiring and reseated boards. Elevator #4B down with no entrapments. Elevator landing was unlevel and over traveling.	\$ 4,490	\$3,476	11/21/17	Converted from JO to FM until 5/2/18
FM-0062162	2	Plumbing - Replace faulty vacuum breaker and (2) failed mechanical seals on hot water pumps. Hot Water Pumps deaerator tank has (2) leaking hot water pump seals and a faulty vacuum breaker, causing water to pool up. Steam is escaping intermittently causing damage to surrounding equipment.	\$ 5,209	\$4,033	2/22/18	Converted from JO to FM until 4/24/18



JUDICIAL COUNCIL OF CALIFORNIA

TRIAL COURT FACILITY MODIFICATION
ADVISORY COMMITTEE

Meeting Date: 07/20/2018

Discussion Item 9 – October Travel Meeting Plans

Summary:

Meeting location discussed for the October meeting.

Supporting Documentation:

- Presentation/Slides

Discussion Item 9 October Travel Meeting Plans

- Option 1
 - Van Nuys Courthouse East (Los Angeles County)
 - East County Courthouse (Ventura County)
 - Central Justice Center (Orange County)
 - Meeting in Los Angeles

40

Discussion Item 9 October Travel Meeting Plans

- Option 2
 - Monterey Courthouse (Monterey County)
 - New Hollister Courthouse (San Benito County)
 - New Santa Clara Family Justice Center (Santa Clara County)
 - Meeting in Santa Clara

41



JUDICIAL COUNCIL
OF CALIFORNIA

TRIAL COURT FACILITY MODIFICATION
ADVISORY COMMITTEE

Meeting Date: 07/20/2018

Information Only Item 1 – DMF-I Project Update

Summary:

Update on the DMF-I projects

Supporting Documentation:

DMF-I Project Progress Report



JUDICIAL COUNCIL OF CALIFORNIA

Trial Court Facility Modification Advisory Committee

Judicial Council Deferred Maintenance Projects

Monthly Report No. 8

June 30, 2018

Project Management	Judicial Council of California - Facilities Services - Administrative Division
Construction Management	Kitchell Corporation
Architect	Development One, Inc.
Contractors	MTM Construction, Mark Scott Construction, Mackone Development, Enovity, Vincor, MIK Construction, ABM

Deferred Maintenance Fund Projects Status: For all work associated with roof repairs or replacement; skylights, elevators, escalators, and wheel chair lifts refurbishment or replacement:

Project Status	Number of Projects	Original Estimate	Current Amount
Roof Projects			
Design Phase	1	\$ 139,000	\$ 50,317
Plan Check Phase	-	\$ -	\$ -
Bidding Phase	-	\$ -	\$ -
Awaiting Shared Cost Letter	-	\$ -	\$ -
Construction Phase	16	\$ 6,480,000	\$ 20,617,208
On Hold - County owned and managed facility.	4	\$ 487,000	\$ 487,000
Funded by FM Fund	-	\$ -	\$ -
Future Funding	4	\$ 2,245,000	\$ 7,798,727
Completed	9	\$ 2,020,000	\$ 3,062,530
Cancelled	7	\$ 2,240,000	\$ 156,182
Subtotal	41	\$ 13,611,000	\$ 32,171,964
Elevator Projects			
Design Phase	-	\$ -	\$ -
Plan Check Phase	-	\$ -	\$ -
Bidding Phase	-	\$ -	\$ -
Awaiting Shared Cost Letter	-	\$ -	\$ -
Construction Phase	8	\$ 19,355,000	\$ 23,446,726
On Hold - County owned and managed facility.	6	\$ 3,016,000	\$ 1,147,473
Funded by FM Fund	2	\$ 275,000	\$ 275,000
Future Funding	21	\$ 7,318,000	\$ 17,828,260
Completed	-	\$ -	\$ -
Cancelled	8	\$ 2,426,000	\$ -
Subtotal	45	\$ 32,390,000	\$ 42,697,458
Grand Total	86	\$ 46,001,000	\$ 74,869,422



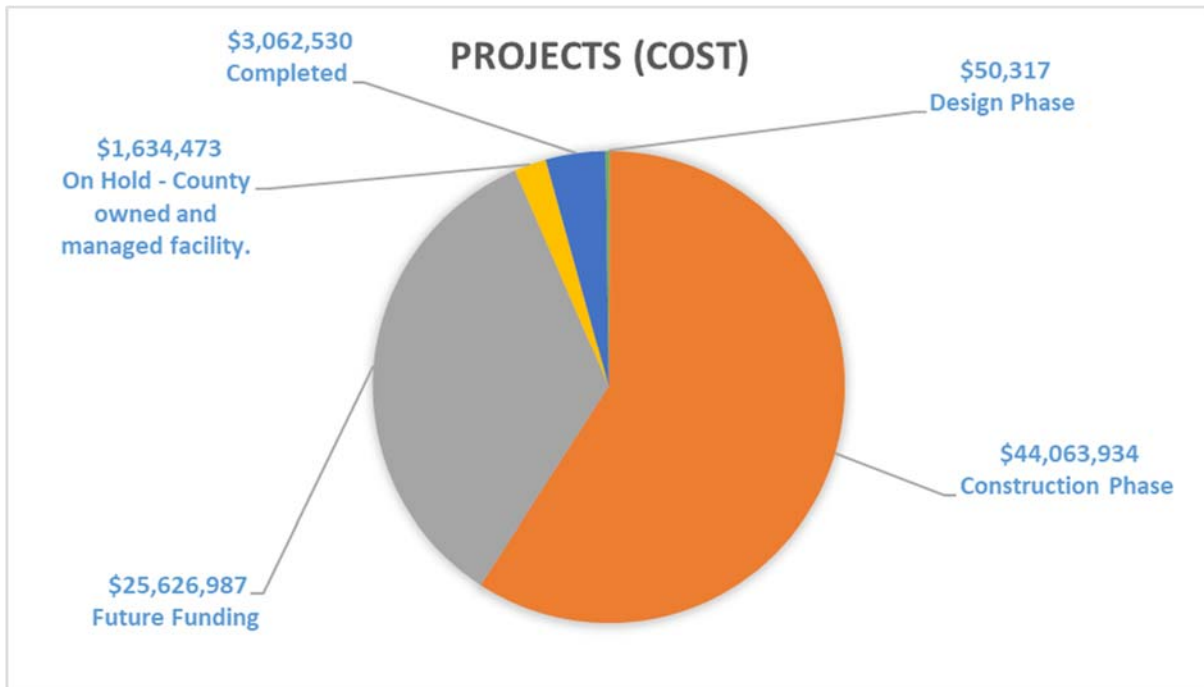
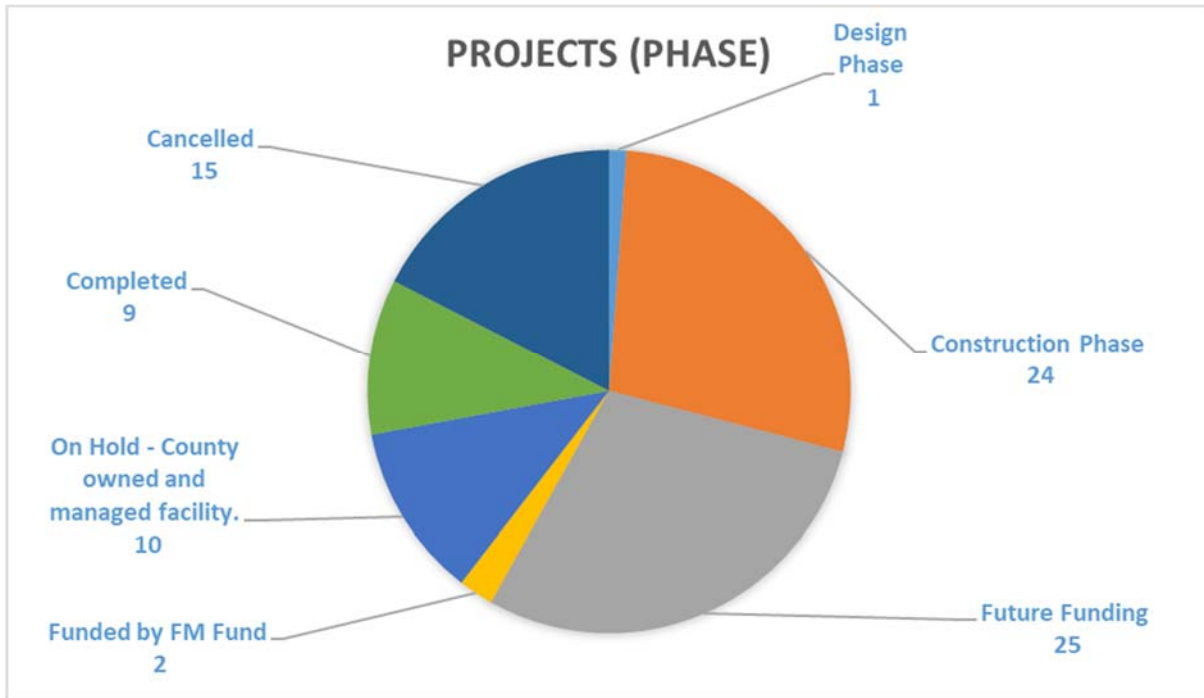
JUDICIAL COUNCIL OF CALIFORNIA

Trial Court Facility Modification Advisory Committee

Judicial Council Deferred Maintenance Projects

Monthly Report No. 8

June 30, 2018





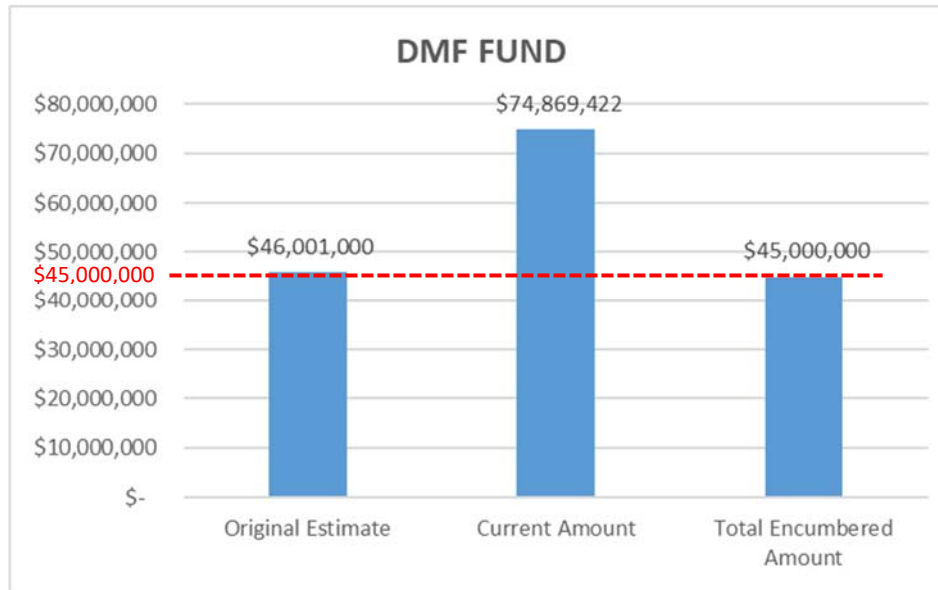
JUDICIAL COUNCIL OF CALIFORNIA

Trial Court Facility Modification Advisory Committee

Judicial Council Deferred Maintenance Projects

Monthly Report No. 8

June 30, 2018



Design Phase

#	County	Facility Location	Project Title	Estimated Cost	Updated Cost
11	Humboldt	Humboldt County Courthouse (Eureka)	Roof Replacement	\$ 139,000	\$ 50,317



JUDICIAL COUNCIL OF CALIFORNIA

Trial Court Facility Modification Advisory Committee

Judicial Council Deferred Maintenance Projects

Monthly Report No. 8

June 30, 2018

Construction Phase

#	County	Facility Location	Project Title	Estimated Cost	Updated Cost
1	Alameda	Hayward Hall of Justice	Roof Replacement	\$ 627,000	\$ 3,879,313
3	Santa Barbara	Santa Maria Bldg G	Roof Replacement	\$ 255,000	\$ 1,200,000
5	San Bernardino	San Bernardino Courthouse	Roof Replacement	\$ 157,000	\$ 479,200
7	Santa Barbara	Santa Maria Courts, Bldg F	Gutters/Downspouts	\$ 11,000	\$ 350,000
10	Contra Costa	Jail Annex	Roof Replacement	\$ 11,000	\$ 11,000
12	Kern	Bakersfield Superior Court	Roof Replacement	\$ 529,000	\$ 1,687,180
14	Kern	Bakersfield Juvenile Center	Roof Replacement	\$ 119,000	\$ 1,125,458
15	Kern	Delano/North Kern Court	Roof Replacement	\$ 145,000	\$ 431,996
16	Kern	Shafter/Wasco Courts Bldg.	Roof Replacement	\$ 203,000	\$ 472,218
25	Napa	Criminal Court Building	Roof Replacement	\$ 232,000	\$ 452,185
27	Orange	North Justice Center	Roof Replacement	\$ 534,000	\$ 2,430,336
32	San Diego	North County Regional Center - North	Roof Replacement	\$ 1,831,000	\$ 2,100,428
34	Santa Clara	Hall of Justice - East	Roof Replacement	\$ 353,000	\$ 1,278,789
35	Santa Clara	Historic Courthouse	Roof Replacement	\$ 237,000	\$ 870,349
37	Ventura	Hall of Justice	Roof Replacement	\$ 837,000	\$ 1,005,285
41	San Francisco	Civic Center Courthouse	Roof Replacement	\$ 399,000	\$ 2,326,404
54	Kern	Bakersfield Superior Court	Elevator Replacement	\$ 540,000	\$ 541,183
61	Los Angeles	Van Nuys Courthouse - East	Elevator Replacement	\$ 2,143,000	\$ 3,408,802
64	Los Angeles	Inglewood Juvenile Court	Elevator Replacement	\$ 72,000	\$ 398,644
65	Los Angeles	Inglewood Courthouse	Elevator Replacement	\$ 1,872,000	\$ 3,303,653
67	Los Angeles	Alhambra Courthouse	Elevator Replacement	\$ 919,000	\$ 2,430,336
68	Los Angeles	Stanley Mosk Courthouse	Escalator Renovation	\$ 10,300,000	\$ 8,646,341
70	Los Angeles	Edmund D. Edelman Children's Court	Elevator Replacement	\$ 3,330,000	\$ 3,983,044
72	Los Angeles	West Covina Courthouse	Elevator Replacement	\$ 179,000	\$ 622,575

On Hold - County owned and managed facility. Working with county to initiate the project.

#	County	Facility Location	Project Title	Estimated Cost	Updated Cost
8	Solano	Solano Justice Building	Skylight Replacement	\$ 33,000	\$ 33,000
28	Placer	Historic Courthouse	Roof Replacement	\$ 55,000	\$ 55,000
29	San Diego	Hall of Justice	Roof Replacement	\$ 59,000	\$ 59,000
39	San Luis Obispo	Courthouse Annex	Skylights Replacement	\$ 340,000	\$ 340,000
43	Riverside	Corona	Elevator Replacement	\$ 55,000	\$ 55,000
46	Solano	Solano Justice Building	Elevator Replacement	\$ 72,000	\$ 72,000
55	Kern	Bakersfield Justice Bldg.	Elevator Replacement	\$ 423,000	\$ 423,000
80	San Diego	South County Regional Center	Elevator Replacement	\$ 401,000	\$ 401,000
81	San Mateo	Hall of Justice	W.chair Replacement	\$ 16,000	\$ 16,000
86	Ventura	Hall of Justice	Elevator Replacement	\$ 2,049,000	\$ 150,000



JUDICIAL COUNCIL OF CALIFORNIA

Trial Court Facility Modification Advisory Committee

Judicial Council Deferred Maintenance Projects

Monthly Report No. 8

June 30, 2018

Funded by FM Fund

#	County	Facility Location	Project Title	Estimated Cost	Updated Cost
78	San Diego	North County Regional Center - South	Elevator Replacement	\$ 232,000	\$ 232,000
83	Santa Clara	Historic Courthouse	Elevator Replacement	\$ 43,000	\$ 43,000

Future Funding

#	County	Facility Location	Project Title	Estimated Cost	Updated Cost
6	Santa Barbara	Santa Maria Courts Bldgs C + D	Roof Replacement	\$ 577,000	\$ 2,000,000
26	Orange	Betty Lou Lamoreaux Justice Center	Skylights Replacement	\$ 209,000	\$ 209,000
33	San Diego	East County Regional Center	Roof Replacement	\$ 1,131,000	\$ 3,643,501
38	Ventura	East County Courthouse	Roof Replacement	\$ 328,000	\$ 1,930,805
42	Santa Barbara	Santa Maria Courts Bldgs C + D	Elevator Replacement	\$ 234,000	\$ 274,320
44	Solano	Hall of Justice	Elevator Replacement	\$ 418,000	\$ 418,000
48	Alameda	Hayward Hall of Justice	Elevator Replacement	\$ 892,000	\$ 2,788,802
49	Alameda	Fremont Hall of Justice	Elevator Replacement	\$ 634,000	\$ 926,800
50	Contra Costa	Wakefield Taylor Courthouse	Elevator Replacement	\$ 485,000	\$ 1,104,000
51	Contra Costa	Danville District Courthouse-Walnut Creek	Elevator Replacement	\$ 96,000	\$ 511,985
52	Contra Costa	George D. Carroll Courthouse	Elevator Replacement	\$ 231,000	\$ 326,000
53	San Bernardino	Barstow Courthouse	Elevator Replacement	\$ 75,000	\$ 167,760
57	Los Angeles	Bellflower Courthouse	W Lift Replacement	\$ 50,000	\$ 50,000
58	Los Angeles	Downey Courthouse	W Lift Replacement	\$ 140,000	\$ 140,000
59	Los Angeles	Beverly Hills Courthouse	Elevator Replacement	\$ 777,000	\$ 2,688,288
62	Los Angeles	Van Nuys Courthouse - West	Elevator Replacement	\$ 205,000	\$ 205,000
63	Los Angeles	Torrance Courthouse	Elevator Replacement	\$ 1,321,000	\$ 2,929,621
66	Los Angeles	Burbank Courthouse	Elevator Replacement	\$ 119,000	\$ 616,238
69	Los Angeles	El Monte Courthouse	Elevator Replacement	\$ 536,000	\$ 2,040,000
74	Orange	North Justice Center	Elevator Replacement	\$ 553,000	\$ 1,260,000
76	San Diego	Kearny Mesa Court	D.waiter Replacement	\$ 60,000	\$ 60,000
77	San Diego	Juvenile Court	Elevator Replacement	\$ 88,000	\$ 262,813
79	San Diego	North County Regional Center - North	Elevator Replacement	\$ 95,000	\$ 241,000
82	San Mateo	Northern Branch Courthouse	Elevator Replacement	\$ 84,000	\$ 279,000
84	Santa Clara	Santa Clara Courthouse	Elevator Replacement	\$ 225,000	\$ 254,000

Completed

#	County	Facility Location	Project Title	Estimated Cost	Updated Cost
2	Los Angeles	Airport Courthouse	Roof Replacement	\$ 555,000	\$ 622,796
4	Riverside	Riverside Juvenile Justice Trailer	Roof Replacement	\$ 24,000	\$ 7,575
17	Kern	Taft Courts Bldg.	Roof Replacement	\$ 75,000	\$ 239,710
18	Los Angeles	Sylmar Juvenile Court	Roof Replacement	\$ 52,000	\$ 231,000
19	Los Angeles	Beverly Hills Courthouse	Roof Replacement	\$ 241,000	\$ 674,936
21	Los Angeles	Chatsworth Courthouse	Roof Replacement	\$ 864,000	\$ 976,361
30	San Diego	Department 9 Trailer	Roof Replacement	\$ 23,000	\$ 7,206
31	San Diego	Department 10 Trailer	Roof Replacement	\$ 23,000	\$ 7,053
40	Riverside	Blythe Courthouse - Superior Court	Roof Replacement	\$ 163,000	\$ 163,791



JUDICIAL COUNCIL OF CALIFORNIA

Trial Court Facility Modification Advisory Committee

Judicial Council Deferred Maintenance Projects

Monthly Report No. 8

June 30, 2018

Cancelled

#	County	Facility Location	Project Title	Estimated Cost	Updated Cost
9	Alameda	Wiley W. Manuel Courthouse	Roof Replacement	\$ 283,000	\$ -
13	Kern	Bakersfield Justice Bldg.	Roof Replacement	\$ 195,000	\$ -
20	Los Angeles	Hall of Records	Roof Replacement	\$ 6,000	\$ -
22	Los Angeles	Mental Health Court	Partial Roof Replaceme	\$ 234,000	\$ -
23	Los Angeles	West Covina Courthouse	Roof Replacement	\$ 1,283,000	\$ -
24	Madera	Sierra Courthouse	Roof Replacement	\$ 41,000	\$ 26,746
36	Tulare	Visalia Superior Court	Roof Replacement	\$ 198,000	\$ -
45	San Bernardino	Rancho Cucamonga Courthouse	Elevator Replacement	\$ 361,000	\$ -
47	Alameda	Wiley W. Manuel Courthouse	Elevator Replacement	\$ 934,000	\$ -
56	Los Angeles	Santa Clarita Courthouse	Witness Stand Lift	\$ 10,000	\$ -
60	Los Angeles	Hall of Records	Elevator Controls Repla	\$ 16,000	\$ -
71	Los Angeles	Central Arraignment Courts	Elevator Replacement	\$ 533,000	\$ -
73	Nevada	Nevada City Courthouse	Elevator Replacement	\$ 151,000	\$ -
75	Placer	Historic Courthouse	Elevator Replacement	\$ 72,000	\$ -
85	Tulare	Visalia Superior Court	Elevator Replacement	\$ 349,000	\$ -



JUDICIAL COUNCIL OF CALIFORNIA

Trial Court Facility Modification Advisory Committee

Judicial Council Deferred Maintenance Projects


Monthly Report No. 8

June 30, 2018

Progress Pictures:



Bakersfield Juvenile Center – Bakersfield - Roof



Bakersfield Juvenile Center – Bakersfield - Roof



Bakersfield Juvenile Center – Bakersfield - Roof



Bakersfield Juvenile Center – Bakersfield - Roof



Glendale Courthouse - Glendale - Roof



Glendale Courthouse - Glendale - Roof



JUDICIAL COUNCIL OF CALIFORNIA

Trial Court Facility Modification Advisory Committee

Judicial Council Deferred Maintenance Projects

Monthly Report No. 8

June 30, 2018



Hall of Justice East - San Jose - Roof



Hall of Justice East - San Jose - Roof



North County Regional Center - San Diego - Roof



North County Regional Center - San Diego - Roof



Stanley Mosk Courthouse - L.A.-Escalators Phase 1



Stanley Mosk Courthouse - L.A.-Escalators Phase 1



JUDICIAL COUNCIL OF CALIFORNIA

TRIAL COURT FACILITY MODIFICATION
ADVISORY COMMITTEE

Meeting Date: 07/20/2018

Information Only Item 2 – Architectural Revolving Fund (ARF) Projects Update

Summary:

Receive the latest update on the status of facility modification projects in the ARF.

Supporting Documentation:

- Report: CFARF Funds Update – Open Projects



Transfers	Location (County)	Facility Name	Project Title	TCFMAC Approved Funds	Total Amount Encumbered	Date of TCFMAC Approval	Current Status
AOC-10-018							
FM-0023340	Santa Barbara	Santa Maria Court, Building G	Security - Repair/reconfigure exterior and interior security doors and screening equipment - upgrade needed to correct security deficiencies. Exterior and Interior Security Doors and new security vestibule needed. Includes securing all other doors into the secured building, HVAC, lighting, electrical and fire alarm systems.	\$ 148,744.00	\$ 148,744.00	8/23/2010	In Progress (Construction)
AOC-11-027							
FM-0031644	Santa Barbara	Santa Maria Court	Site - Parking lot safety issues - Remove and replace existing campus parking lot areas where sink holes have developed, compaction around under ground pipes is failing and asphalt deterioration has created trip hazards. Recompact, Repave & Restripe to comply with ADA standards; Sinkhole/Surface Damage. The new pavement areas will be a combination of both new asphalt and concrete to meet the proper traffic index required. Approximate area of renovation is 82,300 S.F. which includes general parking as well as a secured parking area with approximately 300 lf of fencing, one automatic gate with card reader and electrical power for the gate as well as lighting and cameras.	\$ 355,968.00	\$ 355,968.00	4/20/2012	Completed (awaiting Invoice)
FM-0040733	Solano	Hall of Justice	Construct 1,070 lf of concrete retaining wall, 525 lf of earthen berms, 575 lf of access ramps; install drainage pipe and 2 pumps to extract water trapped within the prevention area. Relocate existing utilities infrastructure where the footings will be excavated for the retaining walls. New asphalt will be installed along the retaining wall in the parking areas. New fencing and gate will be installed after excavation is complete.\$1.7M was spent in 2005 for flood damage and \$146K was spent in FY 10/11 on flood prevention measures. Emergency exiting must be sealed during flood conditions.	\$ 1,114,874.20	\$ 128,101.87	1/30/2012	In Progress (Design / Assessment) & Deferred for Construction
AOC-11-033							
FM-0044237	San Francisco	San Francisco Hall of Justice	Elevator - (Phase 1)Refurbish Court Exclusive Elevators (4) - 50+ yr old, 350 daily in-custody transfers per car, in immediate need of refurbishment due to increased high numbers of entrapments, failures, and no connection to building fire system as required	\$ 400,000.00	\$ 400,000.00	5/25/2012	In Work (Construction)



Transfers	Location (County)	Facility Name	Project Title	TCFMAC Approved Funds	Total Amount Encumbered	Date of TCFMAC Approval	Current Status
AOC-12-004							
FM-0044214	Los Angeles	Edelman Children's Court	HVAC - Replace BAS and Refrigerant Monitoring systems - Remove and replace the failed controls with new DDC controls to control the existing heating and boiler plant, chillers, cooling towers and pumps, air handling system and VAV controllers. Install louvers over the existing outdoor air intake and exhaust air outlet on the roof. Install a balancing damper set serving the sixth floor. Provide air balance and commissioning. Remove and replace the failed refrigeration monitoring sensors and alarm, alarm to include both visual and audible inside and outside of the room. BAS (Building Automation System) has failed and does not function as designed. The Refrigerant Monitoring System is not functioning and does not comply with AQMD requirements.	\$ 1,644,765.00	\$ 1,644,765.00	7/20/2012	In Work (Construction)
FM-0046136	Los Angeles	Edelman Children's Court	Exterior Shell - Remove and replace approximately 118,600 SF of the existing exterior insulation finishing system (EIFS) covered walls. The EIFS wall covering is cracked, disintegrating and deteriorating, which could cause rain water to leak into the wall structures and do damage of significant magnitude. Scope of work will include misc. light steel framing, Reglet moldings, high reach equipment and major scaffolding efforts.	\$ 3,420,646.47	\$ 3,658,902.92	7/20/2012	In Work (Construction)
FM-0049657b	Imperial	Imperial County Courthouse	HVAC - Replace eight (8) air handling units, thermostats, and control valves. Replace thirty (30) fan coil units, thermostats, and control valves. Integrate BAS. Majority of mechanical equipment is old, has leakage and wiring issues, and is not controlled properly. Due to poor control system and inefficient equipment, the costs associated with their operation and maintenance are high when the costs are compared to other courthouse properties.	\$ 1,369,200.00	\$ 149,092.00	10/26/2012	In Progress (Construction Procurement)
FM-0044237b	San Francisco	San Francisco Hall of Justice	Elevator - Phase 2 - Refurbish four (4) court-exclusive elevators - 50+ yrs old, 350 daily in-custody transfers per car, in immediate need of refurbishment due to increasingly high numbers of trapped passengers, failures, and no connection to building fire system as required.	\$ 450,000.00	\$ 450,000.00	7/20/2012	In Work (Construction)
AOC-13-017							
FM-0043878	Alameda	Wiley W. Manuel Courthouse	Elevators (5EA) - Completely install new elevators with new controls - Includes design, mechanical and electrical upgrades to bring systems to current code. FA interface on existing Notifier 3030 fire alarm system for the 2010 Editions of CBC, CFC and NFPA-72. Note: Inmate Elevator down-time requires tunnel walkways to be operational between courts and adjacent County Jail or an alternate means of transport of inmates between these facilities, currently inmate stairs may not be used as primary	\$ 2,531,345.76	\$ 2,735,637.76	3/10/2014	In Work (Construction)



Transfers	Location (County)	Facility Name	Project Title	TCFMAC Approved Funds	Total Amount Encumbered	Date of TCFMAC Approval	Current Status
FM-0052004	Los Angeles	Stanley Mosk Courthouse	HVAC - Building Automation System (BAS) and Air Handling Unit (AHU) Renovation - Install new energy efficient AHU motors and Variable Frequency Drives to replace aged and failing motors. Convert AHU controls system to Direct Digital Control and replace obsolete BAS system with modern system to monitor and control building functionality. Replace failed air filter baffles and leaking ductwork. Clean oil and water contamination from floor level pneumatic control system.	\$ 2,074,270.83	\$ 2,109,697.78	4/11/2014	In Work (Construction)
FM-0049849	Alameda	Wiley W. Manuel Courthouse	HVAC - Controls and Components - Remove and replace (16) VAV boxes and controls with reheat coils including (64) valves - Replace as current coils are plugged and non operational - Install (1) Flow meter for installed VAVs to monitor usage - Install (1) Paragon controller and Reconfigure paragon controls on SF-1 and SF-2 for proper operation - Install new hot and chilled water BTU meters - Provide and install a web based interface for the existing Schneider Electric Inet BAS - This new web base system will allow three concurrent users. Poor air velocity control capability creates negative pressure within courtrooms which impairs proper climate control - Project involves ACM abatement	\$ 820,186.63	\$ 810,533.89	1/17/2014	In Work (Construction)
FM-0050486a	Alameda	George E. McDonald Hall of Justice	HVAC - Remove Pneumatic building control Board(1) - Install VAVs (3)- Install DDC controls(60 sensors)-Install VFDs Supply and Return fans (4)- Install Building Control Interface (1)Install automated control valves with feedback signal (60)- Install VFD 15hp (480 Volt Variable Frequency Drive Wall mounted Qty. 9)Install VFD 25hp (480 Volt Variable Frequency Drive Wall mounted Qty.15) Court BAS system is defunct and requires control of all equipment supporting critical utilities for the court for heating, cooling and lighting.	\$ 605,045.00	\$ 244,824.50	7/12/2013	In Work (Construction)
AOC-13-018							
FM-0034865	Los Angeles	Metropolitan Courthouse	Elevators - Renovate thirteen (13) Elevators - Complete renovation of the courts thirteen elevators; nine Passenger, two In - Custody, one dedicated Judges and one shuttle. While retaining the cars themselves, the renovations will include new controls, new cables, updated electrical, new doors and operators, new roller guides, new emergency lighting system and add proper ventilation and lighting in the machine room.	\$ 3,138,887.00	\$ 3,138,887.00	4/11/2014	In Work (Construction)
FM-0044229	Orange	West Justice Center	HVAC - Air Handlers and BAS - Remove and replace the original failing air handlers and a failed heat pump. Convert the phase 2 AHU-5 damper controls, the phase 1 AHU-3 and the phase 3 Zone controls to DDC control. Retro commission the Building Automation System. Work includes the installation of code required refrigerant monitoring system to phases 1 and 2. Reprogram the BAS to run all BAS controlled equipment at the most efficient levels.	\$ 493,680.06	\$ 493,680.06	4/11/2014	Completed (Closed Task)



Transfers	Location (County)	Facility Name	Project Title	TCFMAC Approved Funds	Total Amount Encumbered	Date of TCFMAC Approval	Current Status
JCC-14-019							
FM-0011923	San Diego	East County Regional Center	Elevator - Elevator Renovation - Complete renovation of nine (9) gearless traction elevators. Work will include but not be limited to, car frames and platforms, buffers and safeties, hoistway entrance frames, doors and pit equip., new AC gearless machines, micro-processor control systems, regenerative VVVF AC drives, governors (elevators 1,2&3 only), closed loop heavy duty high speed operators, current code required wiring, interior and lobby control panels, counterweights and roller guides (Elevators 7&9 only), hoist and governor ropes, cab ceilings with LED down lights, rope compensation and seismic provisions.	\$ 2,742,062.30	\$ 485,063.27	12/15/2014	In Progress (On Hold for Shared Cost Letter)
FM-0017040	Los Angeles	Compton Courthouse	Fire Alarm System - Phase 1 - Installation of a new Fire Detection and Notification Alarm system, building alarm system is not code compliant and must be replaced to comply with State Fire Marshal notice to comply. Work includes design and ACM abatement as needed.	\$ 540,943.40	\$ 65,343.05	4/13/2015	In Progress (Plan Check)
FM-0028322	Orange	Central Justice Center	Fire Alarm System - Phase 1 -Replace/Renovate/Upgrade the existing Fire Alarm System - The existing building alarm system is not code compliant and must be brought to compliance per the State Fire Marshals notice to comply. Work includes design and ACM abatement as needed.	\$ 833,269.18	\$ 98,180.97	4/13/2015	In Progress (Plan Check)
FM-0035537	Los Angeles	Pasadena Courthouse	Elevator - Elevator Renovation - Complete renovation of five (5) traction and two (2) hydraulic elevators. Work will include but not be limited to, car frames and platforms, buffers and safeties, hoistway entrance frames, doors and pit equip., new AC gearless machines, micro-processor control systems, regenerative VVVF AC drives, fly ball governors, closed loop heavy duty high speed operators, current code required wiring, interior and lobby control panels, counterweights and roller guides, hoist and governor ropes, cab ceilings with LED down lights, rope compensation, new submersible pump units and underground cylinders encased in PVC for hydraulic elevators, and seismic provisions. Provide new air conditioning to the machine rooms.	\$ 3,182,112.20	\$ 1,090,150.84	12/15/2014	In Work (Construction)
FM-0049106	Los Angeles	Stanley Mosk Courthouse	Elevator - Elevator Renovation - Complete renovation of eight (8) gearless traction elevators, six 3,000 lb capacity and two 8,000 lb capacity. Work will include but not be limited to, car frames and platforms, buffers and safeties, hoistway entrance frames, doors and pit equip., new AC gearless machines, micro-processor control systems, regenerative VVVF AC drives, fly ball governors, closed loop heavy duty high speed operators, current code required wiring, interior and lobby control panels, counterweights and roller guides, hoist and governor ropes, cab ceilings with LED down lights, rope compensation and seismic provisions.	\$ 3,745,482.60	\$ 592,643.21	12/15/2014	In Progress (Construction Procurement)



Transfers	Location (County)	Facility Name	Project Title	TCFMAC Approved Funds	Total Amount Encumbered	Date of TCFMAC Approval	Current Status
FM-0052129a	Los Angeles	Foltz Courthouse	HVAC - Renovate the BAS - Convert the existing pneumatic controls to DDC, replace the front end control to the system, install VFD's on all AHU supply fans, Isolate and eliminate all leaks throughout the system, replace the worn bearings on AH 19-1 AHU fan, replace the failed return air sensor on AHU 1-9 and insulate the chilled and hot water piping at thirty-one (31) locations.	\$ 1,133,210.30	\$ 1,133,210.30	7/11/2014	In Progress (Construction)
FM-0052243	Los Angeles	Alhambra Courthouse	Energy Efficiency Project -1911_02282013LV1 - Lighting and controls upgrade - Retrofit (1,533) F32T8 fluorescent fixtures with new 28-watt lamps and new ballast, (249) 3-lamp and 4-lamp fluorescent fixtures with new reflector, 28-watt lamps and new ballast, and (1) 2x2 fluorescent fixtures with new reflector, 17-watt lamps and new ballast. Install (2) Vending Miser sensors to control vending machines. Replace (32) Exterior HID fixtures on the with new lower wattage LED fixtures.	\$ 190,969.88	\$ 194,681.37	1/16/2015	In Work (Construction)
FM-0053008	Los Angeles	Compton Courthouse	Roof - Remove and replace the upper roof, main roof deck and stand alone restroom roofs (approximately 34,000 SF) with a 3 ply roofing system, roofing system is failing. Work includes new flashings, and reglet metal where needed.	\$ 494,133.94	\$ 494,133.94	3/6/2015	In Work (Construction)
FM-0054053	Santa Barbara	Santa Barbara Jury Assembly Building	Interior Finishes - Construct three (3) Attorney/Client Meeting Rooms - Required to Facilitate move of juvenile proceedings to this location.	\$ 75,654.00	\$ 125,653.33	5/22/2015	In Work (Construction)
FM-0054270	Los Angeles	Parking Structure Edelman Courthouse	Elevator - Elevator Renovation - Complete renovation of two (2) traction and one (1) hydraulic elevators. Work will include but not be limited to, car frames and platforms, buffers and safeties, hoistway entrance frames, doors and pit equipt., new AC gearless machines, micro-processor control systems, regenerative VVVF AC drives, fly ball governors, current code required wiring, interior and lobby control panels, car and hall door panels with new doors, counterweights and roller guides, hoist and governor ropes, cab ceilings with LED down lights, rope compensation, new submersible pump units and underground cylinders encased in PVC for hydraulic elevators, and seismic provisions. Install new machine room air conditioning.	\$ 739,270.89	\$ 266,966.60	12/15/2014	In Progress (Construction Procurement)
FM-0044228	Placer	Bill Santucci Justice Center	Interior Finishes - New Arraignment Courtroom - Complete the interior buildout of the South Placer Jail Arraignment Courtroom - The shell of the courtroom was completed at County of Placer expense.	\$ 2,030,000.00	\$ 2,067,365.94	1/16/2015	In Work (Construction)
FM-0052982	Los Angeles	Metropolitan Courthouse	Roof - Remove and replace existing main deck, penthouse & stairwell deck roofs (27,000 SF) with new 3 ply roof systems. Roofing system is failing. Work includes new flashings and reglet metal where needed, metal etching and repainting of the deteriorating standing seam metal roof (2,535 SF) and cleaning and resetting roof drains and caps.	\$ 599,534.86	\$ 599,534.86	3/6/2015	In Work (Construction)
JCC-15-014							



Transfers	Location (County)	Facility Name	Project Title	TCFMAC Approved Funds	Total Amount Encumbered	Date of TCFMAC Approval	Current Status
FM-0019458	Santa Clara	Hall of Justice (West)	Roof - Replace 16,300 sq. ft. of deteriorated roof, coping metal (600 ln. ft.), eight (8) roof drain rings and deteriorated overflow drains. The roof is over 40 years old showing signs of damaged insulation, cracking, ponding and roof leaks are evident in the building. ACM abatement.	\$ 705,732.00	\$ 56,975.10	4/4/2016	In Progress (Design / Assessment)
FM-0044229b	Orange	West Justice Center	HVAC - Air Handlers and BAS - Remove and replace the original failing air handlers and a failed heat pump. Convert the phase 2 AHU-5 damper controls, the phase 1 AHU-3 and the phase 3 Zone controls to DDC control. Retro commission the Building Automation System. Work includes the installation of code required refrigerant monitoring system to phases 1 and 2. Reprogram the BAS to run all BAS controlled equipment at the most efficient levels.	\$ 138,876.42	\$ 138,876.42	8/31/2015	In Work (Construction)
FM-0044237e	San Francisco	Hall of Justice	Phase 2 - Elevator - Refurbish Court Exclusive Elevators (4) - 50+ yr old, 350 daily in-custody transfers per car, in immediate need of refurbishment due to increased high numbers of entrapments, failures, and no connection to building fire system as required	\$ 114,742.00	\$ -	12/7/2015	In Work (Construction)
FM-0050766	Santa Clara	Morgan Hill Courthouse	Energy Efficiency - Electrical - Implement energy efficiency measures including installation of lighting controls on exterior pole lights, integration of lighting controls with BAS system, upgrade of existing metal halide lights in sallyport and on the building exterior to LED lighting; upgrade interior fixtures to LED lighting; install CO2 monitors to support demand ventilation controls; and upgrade air handling system to support new variable frequency drive units.	\$ 302,461.00	\$ 197,277.93	5/20/2016	In Work (Construction)
FM-0057347	Fresno	B.F. Sisk Federal Courthouse	Energy Efficiency - Electrical - Implement energy efficiency measures including installation of lighting, occupancy and daylighting controls, 2 VFD drives on the 15HP condenser pumps, and upgrade of lighting fixtures on the exterior and interior to LED lighting (approx. 1860 lamps).	\$ 304,927.00	\$ 277,559.24	5/20/2016	Completed (awaiting Invoice)
FM-0058653	Alameda	Hayward Hall of Justice	Energy Efficiency - Electrical - Implement energy efficiency measures including installation Variable Frequency Drives on chiller, chilled cold & hot water pumps (3); replace exterior metal halide fixtures with LED lighting; and install occupancy sensors private offices, file areas, mechanical space and bathrooms; install bi-level lighting controls in stairwells.	\$ 107,922.03	\$ 107,922.03	5/20/2016	In Work (Construction)
FM-0058654	Santa Clara	Historic Courthouse	Energy Efficiency - Electrical - Implement energy efficiency measures including reprogramming of the BAS, installation of occupancy sensors, and upgrading interior hallway, courtroom, office, and bathroom CFL lamps and exterior metal halide lighting to LED lighting.	\$ 75,382.00	\$ 73,024.15	5/20/2016	In Work (Construction)
FM-0058655	Contra Costa	Family Law Center	Energy Efficiency - Electrical - Implement energy efficiency upgrade of interior fixtures to LED lighting and install occupancy sensor in private offices, bathrooms, files areas and mechanical rooms.	\$ 126,333.00	\$ 60,387.24	5/20/2016	Completed (awaiting Invoice)



Transfers	Location (County)	Facility Name	Project Title	TCFMAC Approved Funds	Total Amount Encumbered	Date of TCFMAC Approval	Current Status
FM-0058656	San Benito	New Hollister Courthouse	Energy Efficiency - Electrical - Implement energy efficiency measures including conversion of existing High Intensity Discharge lamps with LED lighting in the parking and on the building exterior. Install two Variable Frequency Drives on chilled water and cooling tower pumps.	\$ 60,336.00	\$ 14,944.07	5/20/2016	In Progress (Design / Assessment)
FM-0058657	Butte	Butte County Courthouse	Energy Efficiency - Electrical - Implement energy efficiency measures including installation of bi-level lighting and occupancy controls; installation of variable frequency drive on chilled water pump, and upgrade of high pressure sodium & Metal Halide exterior fixtures (39) and interior fluorescent fixtures (approx. 758) to LED lighting.	\$ 150,229.00	\$ 142,331.55	5/20/2016	In Work (Construction)
FM-0058658	San Joaquin	Manteca Branch Court	Energy Efficiency - Electrical - Implement energy efficiency upgrade of lighting fixtures on the interior to LED lighting (approx. 252 lamps).	\$ 9,557.00	\$ 19,661.03	5/20/2016	In Progress (Construction)
FM-0058659	Monterey	Marina Courthouse	Energy Efficiency - Electrical - Implement energy efficiency measures including installation of BAS controls for two courtrooms, upgrade existing internal lamps to LED, Replace old and inefficient electric water heater with conventional gas DHW. Upgrade Server Room Liebert HVAC unit to water economizer cooling unit. Install energy efficient telecom switches decreasing overall plug load.	\$ 130,385.00	\$ 36,805.25	5/20/2016	In Progress (Construction Procurement)
FM-0058660	Sacramento	Carol Miller Justice Center Court Facility	Energy Efficiency - Electrical - Implement energy efficiency measures including installation of approx. 1,415 LED lamps and daylighting controls, 2 VFD drives and associated valves on the chilled water pumps, and Occupancy sensing circuit controls for common area and breakroom plug load.	\$ 114,932.50	\$ 165,145.58	5/20/2016	Completed (awaiting Invoice)
FM-0054329	Kern	Bakersfield Superior Court	COUNTY MANAGED - HVAC - Upgrade current HVAC - Central plant is more than 50 years old, loss of HVAC would significantly impact multiple facilities. The project encompasses replacing water pumps, condenser water pumps, electrical transfer switches, automatic controls system, water treatment and filter components and a non-operational electric chiller.	\$ 14,312.40	-	8/31/2015	Completed (Awaiting Invoice)
FM-0017040c	Los Angeles	Compton Courthouse	Fire - Phase 2 - Building alarm system is not code compliant and must be renovated to comply with State Fire Marshal notice to comply.	\$ 1,213,353.24	\$ -	1/17/2015	In Progress (Plan Check)
FM-0020439	Santa Clara	Santa Clara Courthouse	Roof - Replace approx. 16,580 sq. ft. of failed leaking roof, including 830 sq. ft. of flashing, (6) 15" roof drains and dome strainers. Due to deterioration there is evidence of cracking, ponding and water intrusion into the building.	\$ 510,083.00	\$ -	4/4/2016	In Progress (Design / Assessment)
FM-0028322c	Orange	Central Justice Center	Fire - Phase 2 - Building alarm system is not code compliant and must be renovated to comply with State Fire Marshal notice to comply.	\$ 1,666,539.23	\$ -	7/17/2015	In Progress (Plan Check)
FM-0052970	Los Angeles	Whittier Courthouse	Roof / Remove and replace existing one story section of roof with new and overlay 5 story section of roof with torch applied system / Renovation required due to age and water penetration.	\$ 641,310.60	\$ 641,310.60	10/23/2015	In Work (Construction)



Transfers	Location (County)	Facility Name	Project Title	TCFMAC Approved Funds	Total Amount Encumbered	Date of TCFMAC Approval	Current Status
FM-0052981	Los Angeles	East Los Angeles Courthouse	Roof - Remove and replace existing failing roof system with new PVC roof system (30,625).	\$ 555,770.28	\$ 107,056.26	10/23/2015	In Work (Construction)
FM-0052988	Los Angeles	San Fernando Courthouse	Roof - Remove and replace existing failing roofing systems on main deck, 2nd and 3rd floor Northeast decks as well as machine room roofs at the main roof (approximately 38,000) with a SBS roof System. Roof metal will be replaced as needed.	\$ 673,265.50	\$ 664,172.79	10/23/2015	In Progress (Construction Procurement)
FM-0053002	Los Angeles	Monrovia Training Center	Roof - Remove and replace existing roof system at eleven different areas (20,000 SF). Due to the poor condition of these areas, recommended removal and replacement of existing and building metal will bring entire building roof to good condition.	\$ 316,305.00	\$ 40,485.52	10/23/2015	In Progress (Design)
FM-0053003	Los Angeles	Alhambra Courthouse	Roof - Remove and replace existing roof with new SBS roof system - Remove and replace approximately 31,800sf of failing built up roof system. Work will include new building metal, vents and walk pads as needed.	\$ 601,846.06	\$ 41,332.00	10/23/2015	In Progress (Plan Review)
FM-0053004	Los Angeles	Van Nuys Courthouse West	Roof - Remove and replace existing failing roof with new SBS roof system - Work to include replacing approximately 25,000sf of failing built up roof, two roof drains, re-coat the Heli-Stop and replace building metal as needed.	\$ 470,864.34	\$ 41,352.23	10/23/2015	In Progress (Construction Procurement)
FM-0053030	Los Angeles	Glendale Courthouse	Roof - Remove and replace existing roof with new SBS roof system - Work to include replacing approximately 34,000sf of failing built up roof, restore roof drains, install tapered insulation as needed and replace building metal if not re-usable.	\$ 685,693.83	\$ 685,693.83	10/23/2015	In Work (Construction)
FM-0053394	Los Angeles	Torrance Courthouse	Roof - Remove and replace 40,000 square feet of the existing main deck and lower deck sections with new SBS roof system / Due to roof decks currently failing and leaking. Work to include new building metal, vent jacks and equipment curbs as needed	\$ 719,971.94	\$ 59,750.99	10/23/2015	In Progress (Plan Review)
FM-0053460	Los Angeles	Edmund D. Edelman Children's Courthouse	Roof - Remove and replace 43,000 sf of existing roof with new SBS roof system, currently the existing roof is in poor to fair condition at best, work will replace the roof at three building sections at various levels. New building metal and curbs will be replaced as needed. (No work to be done on the Heli - Stop).	\$ 662,105.40	\$ 29,482.27	10/23/2015	In Progress (Design)
FM-0053549	Los Angeles	Downey Courthouse	Roof - Remove and replace existing main deck, lower east deck and lower west deck (approximately 34,000 sf) with a SBS type roof system - Due to main and lower decks are past due and beginning to leak during rainy weather.	\$ 630,668.62	\$ 42,507.75	10/23/2015	In Progress (Design)
FM-0053554	Los Angeles	Pomona Courthouse South	Roof - Remove and replace existing roof with new SBS roof system at main deck (23,220 sq. ft.), lower north deck (2,838 sq. ft.), and lower south deck (2,838 sq. ft.). Roofing metal will be replaced as needed.	\$ 622,390.50	\$ 68,342.09	10/23/2015	In Progress (Plan Review)
FM-0054101	Los Angeles	Santa Monica Courthouse	Roof - Remove and replace 53,000 sf of existing roof with new SBS roof system, currently the existing roof is in poor to fair condition at best, work will replace the roof at three building sections at various levels. New building metal and curbs will be replaced as needed.	\$ 874,646.25	\$ 51,753.65	10/23/2015	In Progress (Plan Review)



Transfers	Location (County)	Facility Name	Project Title	TCFMAC Approved Funds	Total Amount Encumbered	Date of TCFMAC Approval	Current Status
FM-0056971	Los Angeles	Compton Courthouse	Interior Finishes - 30% of Dept 105 Public seating are damaged, un-repairable & a safety hazard to public attempting to use. Conduct Environmental testing & set-up 29'x15'x8' containment. Demo 93 existing damaged chairs. Existing anchoring bolts have sheared off requiring drilling new anchoring points. Drill 168 holes (42ft x 4 holes per ft) for new chair anchoring. Install 93 new American Seating plastic seating (similar style to existing) & secure w/epoxy.	\$ 90,973.00	\$ -	1/15/2016	In Progress (Design)
FM-0057043	Los Angeles	Inglewood Juvenile Court	Roof - Remove and replace approximately 11,600 SF of failing built up roof. New roof to be a SBS multi-ply roof, to include new building metal, clean all roof drains and supply and install new roof drain caps	\$ 226,431.99	\$ 226,431.99	12/7/2015	In Work (Construction)
FM-0057094	Los Angeles	Santa Monica Courthouse	HVAC - Roof top hot water piping has deteriorated. Replace 200 LF of 2" copper piping, install (10) 2" copper couplings, install (2) 2" butterfly valves, install (1) 2" ball valve, install (16) pipe saddles and clamps, reinsulate 200 LF of hot water piping, and replace 210 SF of aluminum insulation jacket.	\$ 61,690.00	\$ 61,690.00	1/15/2016	In Work (Construction)
FM-0057412	Los Angeles	Santa Monica Courthouse	HVAC - North side - Replace deteriorating roof top hot water pipe; approx. 200LF of 2" copper pipe & fittings. Re-insulate 200LF of pipe, replace 210SF aluminum insulation jacket & bands. Conduct work under known ACM environment, Glove bag 200LF of ACM Thermal System Insulation	\$ 63,816.01	\$ 113,081.83	4/4/2016	Completed (awaiting Invoice)
FM-0057496	Los Angeles	Michael D. Antonovich Antelope Valley Courthouse	HVAC - Retro commission Fire Smoke Dampers. Restore complete operability of existing equipment. Work to include replacing any Microsmart DMS controllers, contactor relays, or failed FSDs. FSDs are not working as designed, FSDs will successfully shut but are incapable of modulating open. Recommended measures were identified as a part of the RCx.	\$ 69,834.50	\$ 69,834.50	4/4/2016	Completed (awaiting Invoice)
FM-0058161	Los Angeles	Metropolitan Courthouse	Plumbing - Remove/replace (2) 8 supply water isolation gate valves & (1) Secondary 4 isolation valve; install 20- of 8 & 6 L-Type Copper pipes and connections. Existing valves are severely rusted and leak	\$ 52,714.56	\$ 52,714.56	5/20/2016	Completed (awaiting Invoice)
FM-0058636	Santa Clara	Hall of Justice East	Roof - Replace 21,000 sq. ft. of deteriorated roof, 500 ln. Ft. of coping metal, deteriorated roof drain rings and over flow drains. The roof is over 40 years old showing signs of damaged insulation, cracking, ponding and roof leaks are evident in the building.	\$ 811,254.00	\$ -	5/20/2016	In Progress (Design / Assessment)
FM-0054951	Orange	North Justice Center	HVAC - Phase 1 - Design - Cooling Towers - Demo, remove, replace, and relocate two 250+ ton (20hp ea.) cooling towers. The cooling towers require relocation due to current unsafe work conditions and replacement due to age and failing components. The rooftop location has a rusting and failing blower wheel shaft that could break at any moment and cannot be replaced or maintained due to lack of fall protection; relocation will allow preventive maintenance to be performed in a safe and efficient manner.	\$ 232,999.80	\$ 179,684.39	7/17/2015	In Work (Construction)




Transfers	Location (County)	Facility Name	Project Title	TCFMAC Approved Funds	Total Amount Encumbered	Date of TCFMAC Approval	Current Status
FM-0056965	Monterey	Monterey Courthouse	COUNTY-MANAGED - Electrical - install replacement generator. Work to include crane lift. Current equipment has failed. A temp rental has been deployed during replacement.	\$ 127,900.00	\$ 127,900.00	4/4/2016	Completed (awaiting Invoice)
FM-0057336	Los Angeles	Downey Courthouse	DESIGN - Phase 1 - Exterior Shell - Renovate failing wall area leading into the sally port per the recommendations within the engineering study. Work to include excavation and bracing of wall areas, removal of trees contributing to wall system failure, replacement of failed drainage system.	\$ 129,735.00	\$ 102,460.52	2/19/2016	In Work (Construction)
FM-0057576	San Mateo	Hall of Justice	COUNTY MANAGED: HVAC - Replace failed 60yr old AHU's (S-1, S-2, S-3, S-6 & S-7) - AHUs (5) have failed resulting in severe temperature issues and disruptions to Court	\$ 856,375.00	\$ 856,375.00	4/4/2016	In Work (Construction)
FM-0057600	Santa Clara	Hall of Justice (East)	Exterior Shell - Install (1) concrete ADA ramp, 70 In ft. of hand rails, and (2) ADA push buttons for exterior doors to meet code compliance. Work to include demo of existing ADA ramp and fill with dirt. The court CEO has received complaints from the board member chief of staff and the public who have fallen down the stairs.	\$ 187,602.00	\$ 215,822.00	4/4/2016	In Work (Construction)
FM-0058627	Butte	Butte County Courthouse	Fire Protection - Replace the fire alarm control panel and all its devices throughout the building with a non-proprietary "Notifier" system. The SimplexGrinnell fire alarm system is obsolete, cannot be repaired, and currently has several devices in trouble-alarm.	\$ 120,000.00	\$ 120,000.00	5/20/2016	In Work (Construction)
FM-0052979a	Los Angeles	Burbank Courthouse	Roof - Original Gable Roof Section - Remove approximately 12,500 sf of existing rolled roofing over a pre-existing roof. Work will include new plywood roof sheathing, Dens Deck material, insulation board and a new SBS roof system with Cool Roof coating. Two pieces of abandoned mechanical equipment will also be removed from the roof and the penetrations will be capped. The existing gable roof membrane is failing and requires immediate replacement.	\$ 209,186.37	\$ 209,186.37	7/17/2015	Completed (awaiting Invoice)



Transfers	Location (County)	Facility Name	Project Title	TCFMAC Approved Funds	Total Amount Encumbered	Date of TCFMAC Approval	Current Status
JCC-15-015							
FM-0035096	Orange	North Justice Center	HVAC - Replace failing air handlers units 1-8. Current air handlers are the buildings original and fail intermittently. Structural instability for coupler systems was noted during AHU-1 bearing replacement occurring within the last year. Install refrigerant monitoring system as required by code.	\$ 1,086,429.30	\$ 1,255.31	5/20/2016	In Progress (Construction Procurement)
FM-0058661	Amador	New Amador County Courthouse	Energy Efficiency - Electrical - Implement energy efficiency measures including installation of BAS Controls for all HVAC units, upgrade existing air handler to Climate Wizard (CW) indirect evaporative cooling air handler, upgrade existing internal lamps to LED, and install energy efficient telecom switches decreasing overall plug load.	\$ 465,010.00	\$ 42,501.78	5/20/2016	In Progress (Construction Procurement)
JCC-16-013							
FM-0060574	Fresno	Fresno County Courthouse	Energy Efficiency - Electrical Implement energy efficiency upgrade of interior and exterior lighting to LED (approx. 3755 Fixtures)	\$ 120,495.62	\$ 114,215.72	5/19/2017	In Progress (Construction)
FM-0060524	Los Angeles	Norwalk Courthouse	Energy Efficiency - Electrical - Implement energy efficiency measures including installation of Interior and Exterior Lighting re-lamps and retrofit	\$ 68,192.21	\$ 67,879.83	5/19/2017	In Progress (Construction)
FM-0060579	Los Angeles	Bellflower Courthouse	Energy Efficiency - Electrical Implement energy efficiency upgrade of interior and exterior lighting to LED (approx. 1234 Fixtures)	\$ 32,186.69	\$ 21,086.28	5/19/2017	In Progress (Construction)
FM-0060581	Los Angeles	Downey Courthouse	Energy Efficiency - Electrical Implement energy efficiency upgrade of interior and exterior lighting to LED (approx. 1222 Fixtures)	\$ 34,321.55	\$ 34,285.42	5/19/2017	In Progress (Construction)
FM-0060584	Los Angeles	Whittier Courthouse	Energy Efficiency - Electrical Implement energy efficiency upgrade of interior and exterior lighting to LED (approx. 1583 Fixtures)	\$ 45,794.78	\$ 45,584.92	5/19/2017	In Progress (Construction)
FM-0060583	Los Angeles	Beverly Hills Courthouse	Energy Efficiency - Electrical Implement energy efficiency upgrade of interior and exterior lighting to LED (approx. 2246 Fixtures)	\$ 59,754.76	\$ 47,597.75	5/19/2017	In Progress (Construction)
FM-0060525	Los Angeles	Airport Courthouse	Energy Efficiency - Electrical - Implement energy efficiency measures including installation of Interior and Exterior Lighting re-lamps and retrofit	\$ 129,857.34	\$ 119,382.45	5/19/2017	In Progress (Construction)
FM-0060192	Los Angeles	Inglewood Courthouse	Energy Efficiency - Electrical - Implement energy efficiency upgrade of interior and exterior lighting to LED (Approx. 2172 lamps)	\$ 168,807.57	\$ 168,807.75	3/3/2017	In Progress (Construction Procurement)
FM-0060545	Los Angeles	Alhambra Courthouse	Energy Efficiency - Electrical - Implement energy efficiency measures including installation of Interior and Exterior Lighting re-lamps and retrofit	\$ 38,511.17	\$ 21,718.44	5/19/2017	In Progress (Construction)
FM-0035537	Los Angeles	Pasadena Courthouse	Elevator - Elevator Renovation - Complete renovation of five (5) traction and two (2) hydraulic elevators.	\$ 2,163,920.75	\$ 2,159,505.47	3/3/2017	In Progress (Construction)
FM-0060575	Los Angeles	Stanley Mosk Courthouse	Energy Efficiency - Electrical Implement energy efficiency upgrade of interior and exterior lighting to LED (approx. 12937 Fixtures)	\$ 420,211.91	\$ 418,284.69	5/19/2017	In Progress (Construction)
FM-0060573	Los Angeles	Clara Shortridge Foltz Criminal Justice Center	Energy Efficiency - Electrical Implement energy efficiency upgrade of interior and exterior lighting to LED (approx. 17928 Fixtures)	\$ 411,228.57	\$ 412,169.35	5/19/2017	In Progress (Construction)
FM-0060582	Los Angeles	Monrovia Training Center	Energy Efficiency - Electrical Implement energy efficiency upgrade of interior and exterior lighting to LED (approx. 350 Fixtures)	\$ 8,238.18	\$ 8,142.92	5/19/2017	In Progress (Construction)



Transfers	Location (County)	Facility Name	Project Title	TCFMAC Approved Funds	Total Amount Encumbered	Date of TCFMAC Approval	Current Status
FM-0060528	Los Angeles	East Los Angeles Courthouse	Energy Efficiency - Electrical - Implement energy efficiency measures including installation of Interior and Exterior Lighting re-lamps and retrofit	\$ 33,365.98	\$ 33,133.37	5/19/2017	In Progress (Construction)
FM-0060529	Los Angeles	Pomona Courthouse South	Energy Efficiency - Electrical - Implement energy efficiency measures including installation of Interior and Exterior Lighting re-lamps and retrofit	\$ 71,865.04	\$ 72,029.01	5/19/2017	In Progress (Construction)
FM-0060537	Los Angeles	Pomona Courthouse North	Energy Efficiency - Electrical - Implement energy efficiency measures including installation of Interior and Exterior Lighting re-lamps and retrofit	\$ 27,422.85	\$ 22,840.43	5/19/2017	In Progress (Construction)
FM-0060526	orange	North Justice Center	Energy Efficiency - Electrical - Implement energy efficiency measures including installation of Interior and Exterior Lighting re-lamps and retrofit	\$ 48,394.68	\$ 48,393.91	5/19/2017	In Progress (Construction)
FM-0060538	San Bernardino	San Bernardino Courthouse	Energy Efficiency - Electrical - Implement energy efficiency measures including installation of Interior and Exterior Lighting re-lamps and retrofit	\$ 50,769.97	\$ 39,566.53	5/19/2017	In Progress (Construction)
FM-0060536	San Bernardino	San Bernardino Courthouse - Annex	Energy Efficiency - Electrical - Implement energy efficiency measures including installation of Interior and Exterior Lighting re-lamps and retrofit	\$ 47,694.95	\$ 38,563.57	5/19/2017	In Progress (Construction)
FM-0060580	San Bernardino	San Bernardino Justice Center	Energy Efficiency - Electrical Implement energy efficiency upgrade of interior and exterior lighting to LED (approx. 7272 Fixtures)	\$ 223,251.45	\$ 179,230.16	5/19/2017	In Progress (Construction)
FM-0060527	Santa Clara	Downtown Superior Court	Energy Efficiency - Electrical - Implement energy efficiency measures including installation of Interior and Exterior Lighting re-lamps and retrofit	\$ 51,215.83	\$ 51,214.77	5/19/2017	In Progress (Construction)
FM-0060503	Tulare	South County Justice Center	Energy Efficiency - Electrical - Implement energy efficiency measures including installation of Interior and Exterior Lighting re-lamps and retrofit	\$ 40,766.70	\$ 40,751.53	5/19/2017	In Progress (Construction)

 Shaded region shows an update to the information