

The background of the slide features a large, semi-transparent seal of the Judicial Branch of the State of California. The seal is circular and contains a central figure of Minerva, a grizzly bear, and various symbols of justice and law. The text "JUDICIAL BRANCH OF THE STATE OF CALIFORNIA" is written around the perimeter, and the year "1926" is at the bottom.

# **Trial Court Facility Modification Advisory Committee Meeting**

July 20, 2018

# Call to Order and Roll Call

- Chair Call to Order and Opening Comments
- Roll Call
  - Trial Court Facility Modification Advisory Committee Chair
  - Trial Court Facility Modification Advisory Committee Members
  - Facilities Services Staff
  - Guests



# Consent Calendar

- Minutes from open meeting on  
May 25, 2018



# Action Item 1

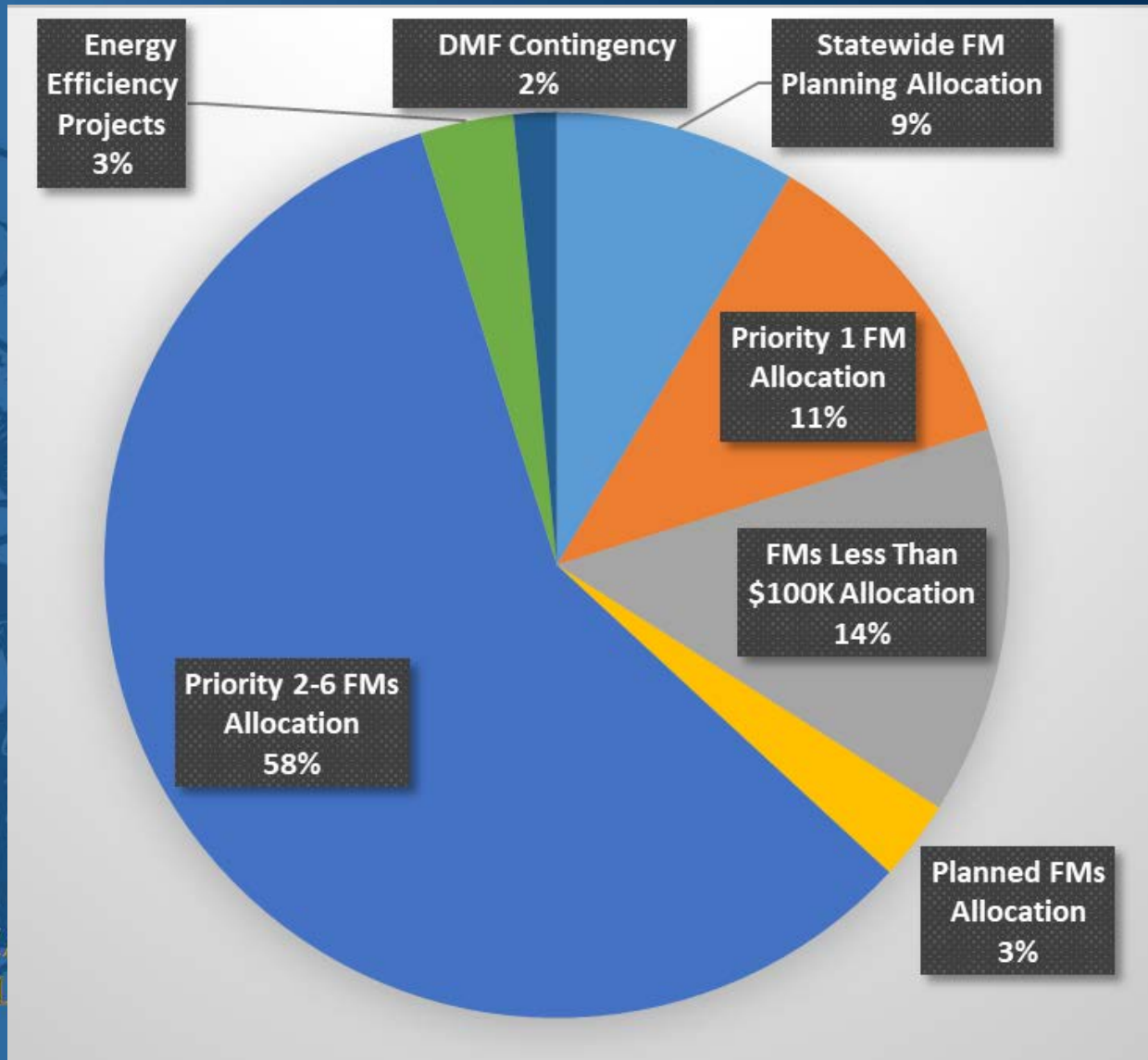
## FY 18-19 FM Spending Plan

FY 18-19 Projected FM Budget (\$1,000s)		
Budget Categories	Allocation	Percentage
Statewide Planning	\$5,600	8.62%
Priority 1 FMs	\$7,500	11.54%
FMs Less than \$100K	\$9,000	13.85%
Planned FMs	\$1,864	2.87%
Unplanned FMs over \$100K	\$37,874	58.27%
Energy Efficiency Projects	\$2,163	3.33%
DMF Contingency	\$1,000	1.54%
<b>Total</b>	<b>\$65,000</b>	<b>100%</b>



# Action Item 1

## FY 18-19 FM Spending Plan



# Action Item 1

## Planned Projects Allocation

- 3 Projects, vetted and pre-approved by TCFMAC for release at the enactment of the budget
- Total Cost: \$1,986,723
- JCC Share: **\$1,863,594**
- See List G – Planned FMs in materials



# Action Item 1

## Energy Efficiency Projects

### Reallocation

#	Bld ID	Facility Name	FM Number	JCC Portion of Funding
1	19-AZ1	Michael D. Antonovich Antelope Valley Courthouse	FM-0061178	\$265,909
2	19-AG1	Compton Courthouse	FM-0061100	\$265,596
3	19-T1	Metropolitan Courthouse	FM-0061108	\$226,590
4	19-AY1	Chatsworth Courthouse	FM-0061183	\$220,342
5	38-A1	Civic Center Courthouse	FM-0061176	\$164,782
6	19-AX1	Van Nuys Courthouse East	FM-0061098	\$149,813
7	33-A3	Hall of Justice	FM-0061171	\$145,452
8	01-B3	Wiley W. Manuel Courthouse	FM-0061153	\$142,737
9	33-M1	Southwest Justice Center	FM-0061175	\$127,222
10	43-A1	Hall of Justice (East)	FM-0061159	\$120,543
11	31-H1	Hon. Howard G. Gibson Courthouse	FM-0061155	\$96,362
12	34-C2	Juvenile Courthouse	FM-0061156	\$88,655
<b>Total Energy Efficiency Funding to revert back</b>				<b>\$2,014,003</b>



# Action Item 1

## FY 18-19 FM Spending Plan Detail by Meeting

Meetings Dates	Proposed Spending <sup>1</sup>	Percentage
July 2018 <sup>2</sup>	\$36,624 <sup>2</sup>	56.34%
DMF Contingency	\$1,000	1.54%
August 2018	\$6,000	9.23%
October 2018	\$6,000	9.23%
December 2018	\$4,000	6.15%
January 2019	\$4,000	6.15%
March 2019	\$3,000	4.62%
April 2019	\$3,000	4.62%
May 2019	\$1,376	2.12%
<b>Total</b>	<b>\$65,000</b>	<b>100%</b>



# Action Item 1

## FY 18-19 FM Spending Plan Detail for July Meeting

FY 18-19 Projected FM Budget (\$1,000s)	
Statewide Planning	\$5,600
Priority 1 FMs	\$7,500
Planned FMs	\$1,864
FMs Less than \$100K	\$9,000
Unplanned FMs over \$100K	\$10,498
Energy Efficiency	\$2,163
<b>Total</b>	<b>\$36,624</b>

Note: Numbers rounded to simplify math functions



# Action Item 2

## List A – Emergency Facility Modification Funding (Priority 1)

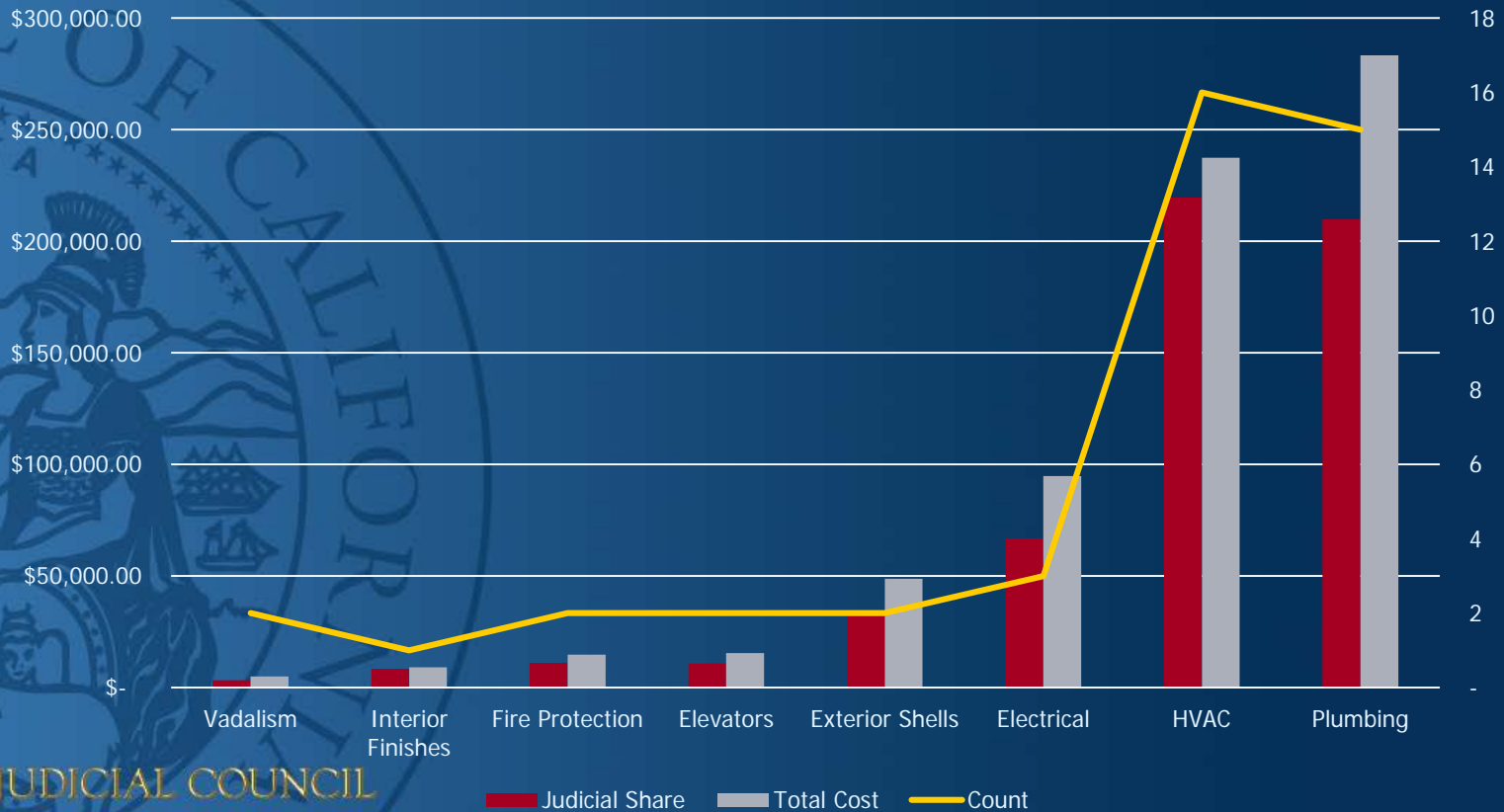
- There were 43 new Priority 1 FMs this period
- Total estimated FM Program budget share is \$564,100



# Action Item 2

## List A – Emergency Facility Modification Funding (Priority 1)

List A Distribution



JUDICIAL COUNCIL OF CALIFORNIA

# Action Item 3

## List B – Facility Modifications Less than \$100K (Priority 2)

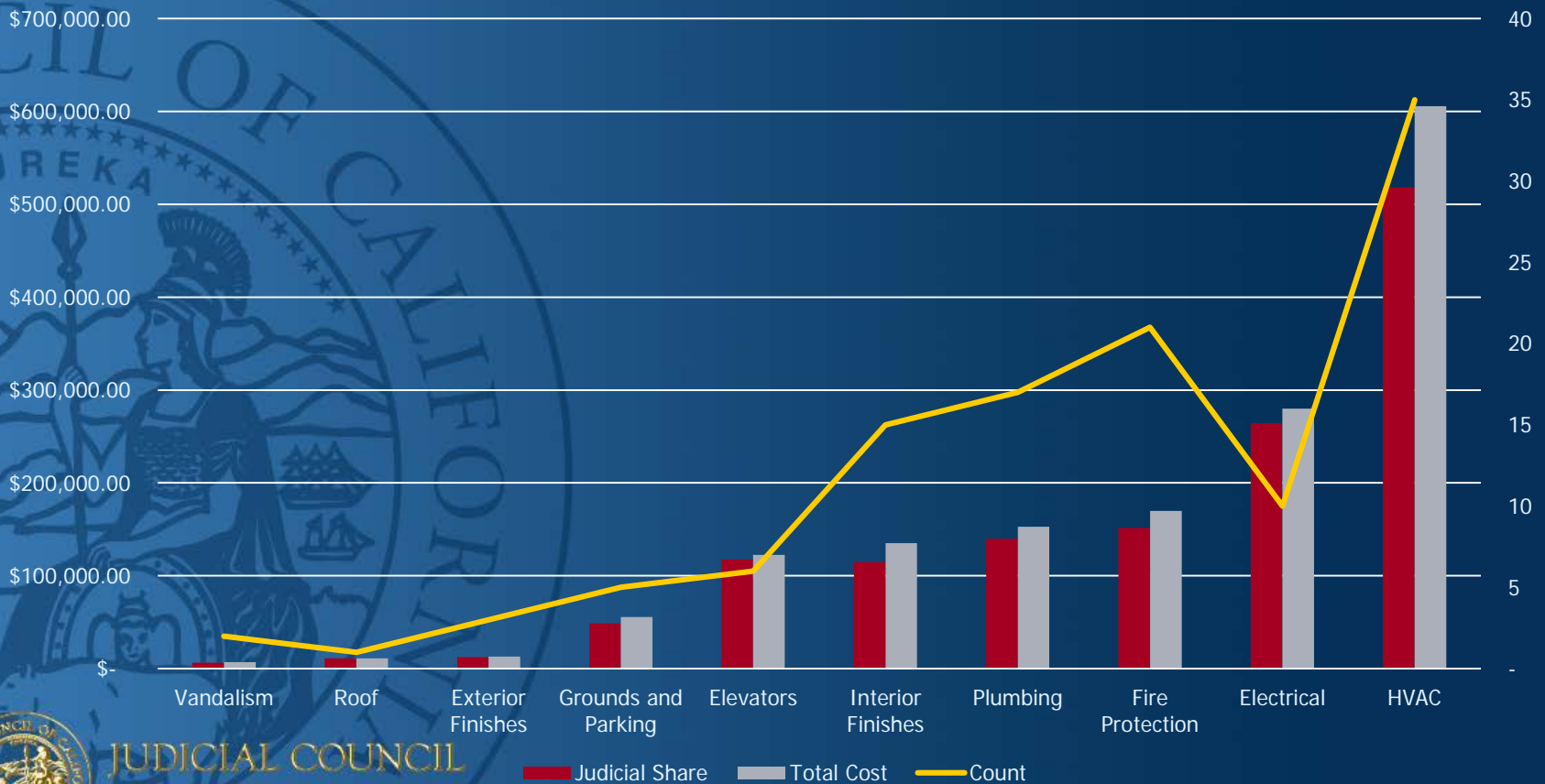
- There were 115 new FMs Less than \$100K this period
- Total estimated FM Program budget share is \$1,384,492



# Action Item 3

## List B – Facility Modifications Less than \$100K (Priority 2)

List B Distribution



# Action Item 4

## List C – Cost Increases Over \$50K

- Impacts 15 FM projects
- Total FM Value - \$5,094,589
- Program Budget Impact - \$4,693,264



# Action Item 5

## List D – Facility Modifications over \$100K

- Review and direct staff on 7 projects over 100K for total FM share of \$1,875,850.



# Action Item 6

## Madera Parking Garage Maintenance and Statewide Parking Maintenance

- Review and discuss the statewide parking maintenance and Madera Parking Garage Maintenance and direct staff on the FM-0059667





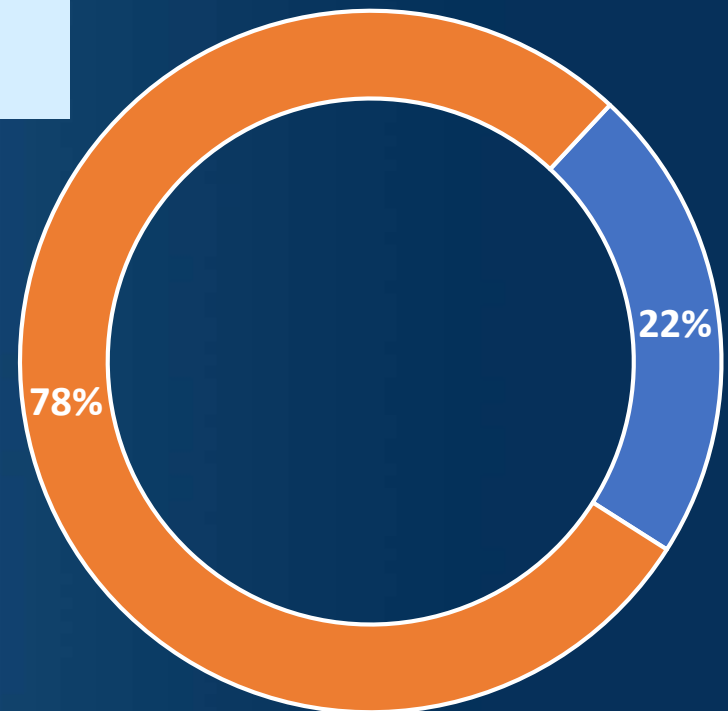
# Action Item 6

## Portfolio by Parking Status

476 Facilities

371 – Parking Available

105– No Parking Available



No Parking



JUDICIAL COUNCIL  
OF CALIFORNIA

# Action Item 6

## Managing Party Where Parking is Available

### 371 Facilities Managing Party

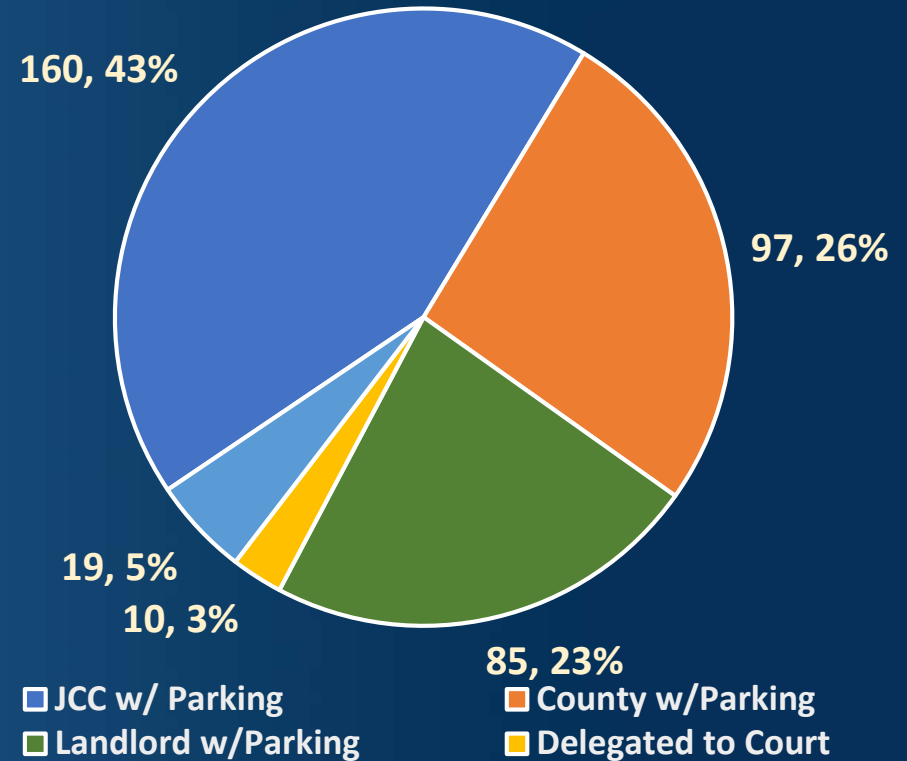
160 – JCC

97 - County

85 - Leased

10 –Delegated (Court)

19 –Delegated (County)



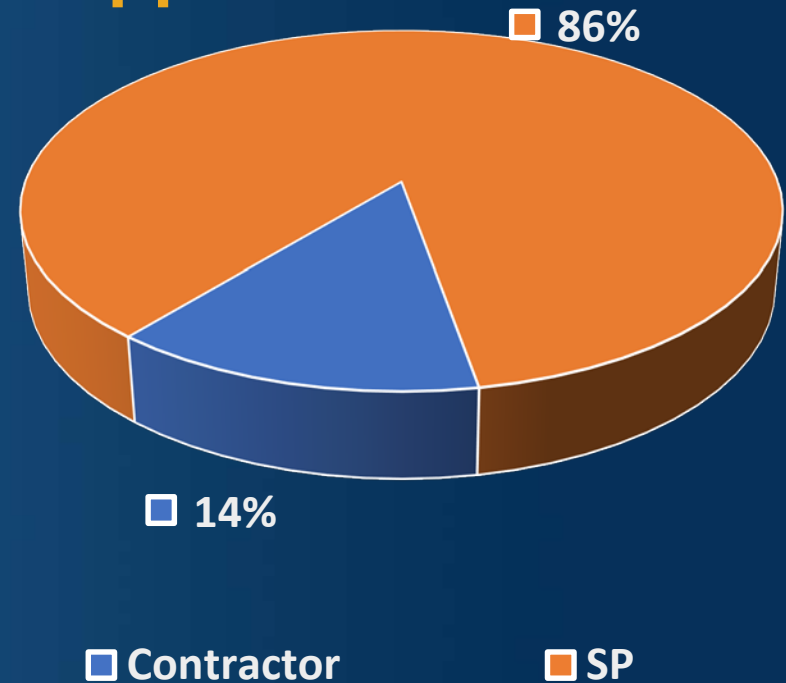
# Action Item 6

## JCC - Managed Parking Facilities (160) by Management Approach

### JCC-Managed Parking Facilities

138 (86%) – Service Provider-Managed Facilities

22 (14%) - Parking Contractor- Managed Facilities



# Action Item 6

## Level of Service at 160 JCC-Managed Facilities (With 244 Parking Structures, Surface Lots, & SubSurface Parking Areas)

### NO SERVICE :

JCC-Managed Facilities include **118 Parking Facilities** with 11,077 spaces that receive No Service.

### PARTIAL SERVICE :

JCC-Managed Facilities include **85 Parking Facilities** with 7,172 spaces that receive Partial Service.

### FULL SERVICE :

JCC-Managed Facilities include **41 Parking Facilities** with 9,905 spaces that receive Full Service.

### GRAND TOTAL:

JCC-Managed Court Facilities include **244 Parking Facilities** with 28,154 spaces.



# Action Item 6

## Service Level Definitions

- A **Fully Maintained Parking Facility** is one that has the trash collected, lights replaced, annual restriping, annual power washing, as-needed cleaning, etc.
- A **Partially Maintained Parking Facility** is one that has issues identified by the Service Provider so that a decision can be made about whether to address the issue.
- A **Parking Facility with No Service** has no maintenance or cleaning work done at all.



# Action Item 6

## Net Income from Parking Contractor-Managed Facilities

For the Month of May	JCC ID NUMBI	FACILITY ADDRESS	TOTAL GROSS REVENUE	GROSS OPERATING EXPENSES	GROSS OPERATING INCOME/(LOSS)	Cost Recovery from the County	(Projected) MONTHLY NET OPERATING INCOME	(Projected) ANNUAL NET OPERATING INCOME
Airport	19-AU2	11701 S. La Cienega, Los Angeles 90045	\$ 42,220.50	\$ 15,564.94	\$ 28,615.74	\$ 3,553.48	\$ 30,209.04	\$ 362,508.45
Alhambra	19-I2	150 W. Commonwealth, Alhambra 91801	\$ 4,576.00	\$ 6,755.95	\$ (2,179.95)	\$ 945.83	\$ (1,234.12)	\$ (14,809.40)
Beverly Hills	19-AQ1	9355 Burton Way, Beverly Hills 90210	\$ 12,632.75	\$ 6,933.95	\$ 6,117.87	\$ 1,420.07	\$ 7,118.87	\$ 85,426.44
Carol Miller	34-D1	301 Bicentennial Circle, Sacramento 95826	\$ 19,488.97	\$ 8,361.28	\$ 11,945.99	\$ -	\$ 11,127.69	\$ 133,532.28
Chatsworth	19-AY1	9375 Penfield Ave., Chatsworth 91311	\$ 46,669.00	\$ 21,833.55	\$ 26,661.78	\$ 4,207.33	\$ 29,042.77	\$ 348,513.28
Compton	19-AG1	400 Acacia Street, Compton 90220	\$ 41,829.00	\$ 31,625.40	\$ 10,953.95	\$ 10,711.52	\$ 20,915.13	\$ 250,981.51
Edelman	19-Q2	201 Centre Plaza Drive, Monterey Park 91754	\$ 74,676.00	\$ 32,237.67	\$ 42,438.33	\$ 9,674.52	\$ 52,112.85	\$ 625,354.25
El Monte	19-O2	11264 E. Valley Blvd., El Monte 91731	\$ 15,047.00	\$ 12,859.05	\$ 2,348.85	\$ 5,385.37	\$ 7,573.32	\$ 90,879.87
Hollywood	19-S1	5925 Hollywood Blvd LA 90028	\$ 1,300.00	\$ 199.13	\$ 1,181.82	\$ 17.74	\$ 1,118.61	\$ 13,423.30
Inglewood East	19-F2	One Regent Street, Inglewood 90301	\$ 27,993.00	\$ 17,609.47	\$ 11,147.11	\$ 4,479.85	\$ 14,863.38	\$ 178,360.58
Metropolitan A	19-T1	1945 South Hill Street, Los Angeles 90007	\$ 15,354.00	\$ 12,134.98	\$ 3,455.74	\$ 662.57	\$ 3,881.59	\$ 46,579.10
Metropolitan B	19-T1	1945 South Hill Street, Los Angeles 90007	\$ 35,305.00	\$ 22,920.26	\$ 13,295.48	\$ 1,251.45	\$ 13,636.19	\$ 163,634.23
Pasadena	19-J3	240 Ramona, Pasadena 91101	\$ 20,876.00	\$ 16,229.79	\$ 4,987.88	\$ 4,974.43	\$ 9,620.64	\$ 115,447.69
Pomona	19-W3	350 West 7th Street, Pomona 91766	\$ 18,081.00	\$ 11,838.65	\$ 6,701.40	\$ 1,048.90	\$ 7,291.26	\$ 87,495.10
San Fernando A	19-AC5	801 Third Street, San Fernando 91340	\$ 8,869.00	\$ 7,187.40	\$ 1,805.26	\$ 1,192.39	\$ 2,873.99	\$ 34,487.87
Santa Barbara	42-M1	1025 Santa Barbara St, Santa Barbara 93101	\$ -	\$ 1,173.16	\$ (1,173.16)	\$ -	\$ (1,173.16)	\$ (14,077.92)
Van Nuys	19-AX6	6170 Sylmar Ave., Van Nuys 91401	\$ 36,250.00	\$ 26,619.35	\$ 10,338.86	\$ 2,731.15	\$ 12,361.79	\$ 148,341.52
West L.A.	19-AR6	1633 Purdue Ave., Los Angeles 90025	\$ 10,665.00	\$ 3,441.62	\$ 7,754.57	\$ -	\$ 7,223.38	\$ 86,680.58
Whittier	19-AO2	7621 South Painter Ave, Whittier 90602	\$ 3,834.00	\$ 5,160.17	\$ (1,326.17)	\$ 700.24	\$ (625.93)	\$ (7,511.22)
<b>Subtotal, Revenue Generating</b>			<b>\$ 435,666.22</b>	<b>\$ 260,685.76</b>	<b>\$ 185,071.35</b>	<b>\$ 52,956.83</b>	<b>\$ 227,937.29</b>	<b>\$ 2,735,247.50</b>
Inglewood West	19-F3	One Regent Street, Inglewood 90301	\$ -	\$ 5,194.00	\$ (5,194.00)	\$ 1,321.35	\$ (3,872.65)	\$ (46,471.76)
San Fernando B	19-AC3	909 First Street, San Fernando 91340	\$ -	\$ 4,423.00	\$ (4,423.00)	\$ 733.78	\$ (3,689.22)	\$ (44,270.69)
San Fernando C	19-AC6	1001 Third Street, San Fernando 91340	\$ -	\$ 4,939.00	\$ (4,939.00)	\$ 819.38	\$ (4,119.62)	\$ (49,435.44)
<b>Subtotal, Non-Revenue Generating</b>			<b>\$ -</b>	<b>\$ 14,556.00</b>	<b>\$ (14,556.00)</b>	<b>\$ 2,874.51</b>	<b>\$ (11,681.49)</b>	<b>\$ (140,177.89)</b>
<b>TOTALS</b>			<b>\$ 435,666.22</b>	<b>\$ 275,241.76</b>	<b>\$ 170,515.35</b>	<b>\$ 55,831.34</b>	<b>\$ 216,255.80</b>	<b>\$ 2,595,069.61</b>

# Action Item 6

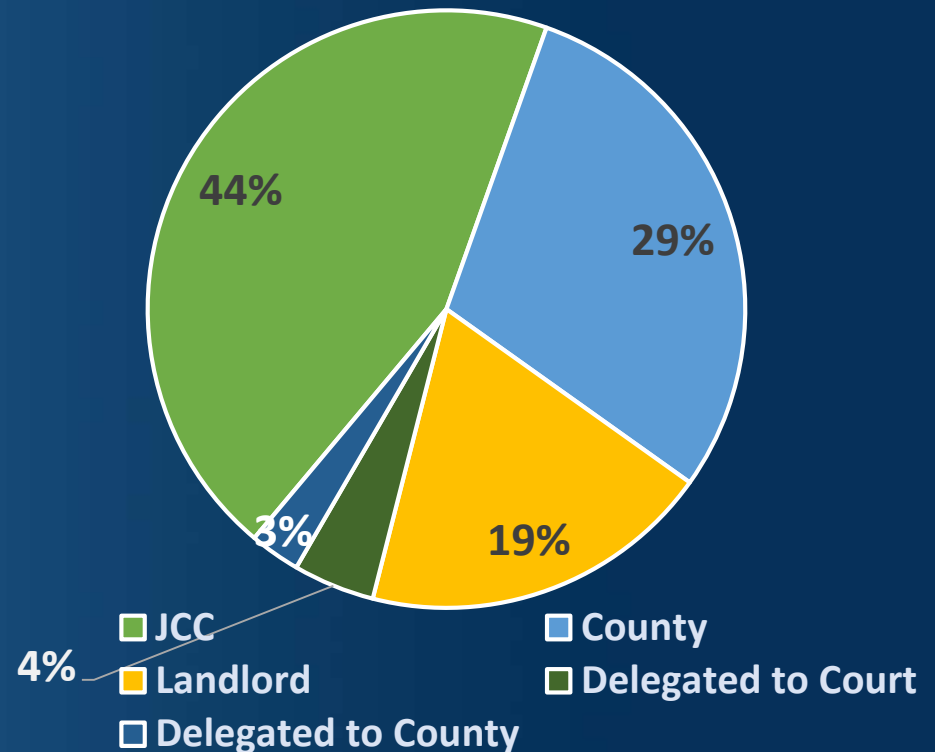
## Portfolio by Managing Party

### 476 Facilities Managing Party

211 – JCC

140 – County

91 – Leased



# Action Item 6

## List D – Facility Modifications Less than \$100K (Priority 3) Madera - Plumbing

FM #	County	Building	Building ID	TCFMAC Funded Cost	FM Budget Share	FM Budget %
FM-0059667	Madera	New Madera Courthouse Parking Garage	20-F2	\$10,402	\$10,402	100

**Plumbing:** Core through west parking structure wall into the sally port parking to tie into existing water supply, run 1" copper lines to each floor and install new hose bids, all piping ran from basement to the 4<sup>th</sup> floor will be running through an existing pre drilled hole – There is currently no water connection inside the parking structure.





# Action Item 7

## DMF-II List Based on \$50M FY 2018-19 Budget

- Review and approve the roof and elevator projects and direct staff on the additional projects to be included in FY 2018-19 DMF-II list.
- Allocate \$5M of the funds for facilities assessment per Trailer Bill SB 847 language – Section 6.10.D.



# Action Item 7

## DMF-II List Based on \$50M FY 2018-19 Budget

- (d) Upon approval from the Department of Finance, a recipient department may use up to 10 percent of the funds allocated to it pursuant to subdivision (b), but no more than \$5,000,000, for the purpose of conducting assessments of departmental infrastructure. Assessments shall either be conducted by the Department of General Services or adhere to guidelines published by the Department of General Services..



# Action Item 7

## DMF-II List Based on \$50M

### FY 2018-19 Budget

- 125 projects originally proposed for \$100M
- \_\_\_\_\_ projects for \$45M
- Facilities assessment for \$5M



# Action Item 7

## DMF-II List (Project Type)

Type of Project	# of Projects	Project Cost	Judicial Council Share
B30 Roofing	7	\$9,230,832	\$6,313,630
B3060 Controls & Instrumentation	27	\$25,713,000	\$21,274,278
D5010 Electrical Service & Distribution	43	\$47,114,998	\$39,287,523
D3030 Cooling Generating Systems	26	\$18,635,000	\$15,490,713
D3020 Heat Generating Systems	1	\$61,200	\$55,545
D3021 Boilers	1	\$459,000	\$440,227
D1010 Elevators and Lifts	20	\$20,905,320	\$17,138,084
<b>Total</b>	<b>125</b>	<b>\$122,119,349</b>	<b>\$100,000,000</b>



# Action Item 7

## DMF-II List (Location Based)

Project Location	# of Projects	Project Cost	Judicial Council Share
Alameda County	10	\$11,074,517	\$9,806,638
Contra Costa	6	\$3,561,448	\$3,343,937
Fresno	3	\$3,633,000	\$3,497,744
Imperial	2	\$905,000	\$905,000
Kern	6	\$2,073,000	\$1,474,858
Los Angeles	54	\$58,775,736	\$46,498,001
Merced	1	\$239,000	\$239,000
Napa	1	\$181,000	\$181,000
Orange	13	\$15,593,203	\$13,763,581
Riverside	4	\$1,638,000	\$1,275,716
San Bernardino	5	\$1,561,343	\$1,234,434
San Diego	9	\$13,021,235	\$9,940,759
San Francisco	1	\$750,000	\$750,000
San Mateo	2	\$714,998	\$594,949
Santa Barbara	2	\$2,305,514	\$1,261,116
Santa Clara	4	\$3,718,000	\$3,718,000
Solano	1	\$443,553	\$322,995
Ventura	1	\$1,930,805	\$1,192,272
<b>Total</b>	<b>125</b>	<b>\$122,119,349</b>	<b>\$100,000,000</b>

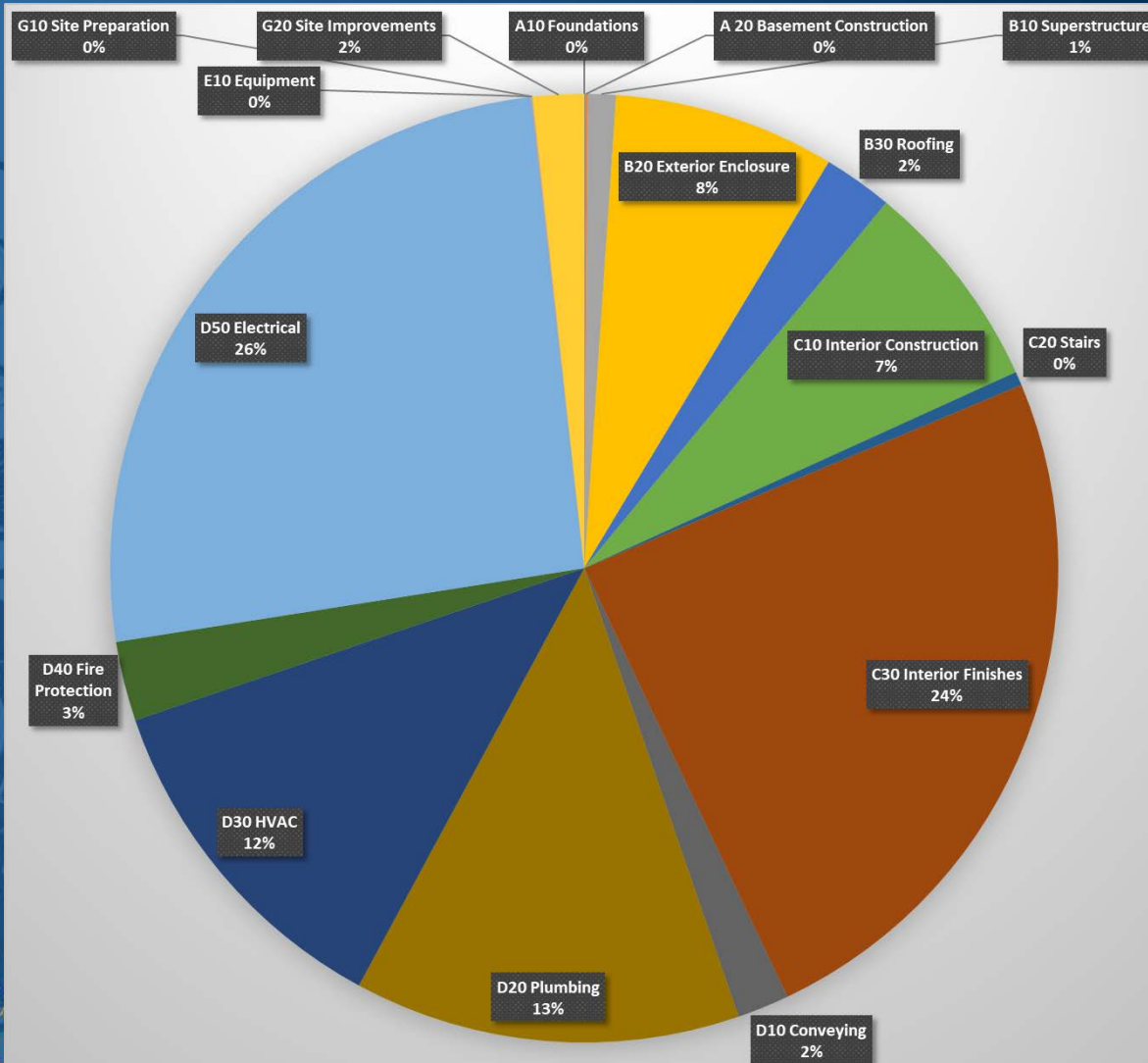
# Action Item 8

## 5 Year Deferred Maintenance Plan

Deferred List Project Type	Count of Projects	Project Rough Order of Magnitude	Judicial Branch Share of Cost	County share of Cost
A10 Foundations	3	\$ 397,523	\$ 359,099	\$ 38,424
A 20 Basement Construction	7	\$ 911,886	\$ 911,886	\$ -
B10 Superstructure	84	\$ 5,499,776	\$ 4,811,107	\$ 688,669
B20 Exterior Enclosure	661	\$ 226,043,351	\$ 190,133,133	\$ 35,910,218
B30 Roofing	207	\$ 57,535,642	\$ 48,231,763	\$ 9,303,879
C10 Interior Construction	632	\$ 160,208,344	\$ 129,567,139	\$ 30,641,205
C20 Stairs	41	\$ 7,939,285	\$ 7,702,906	\$ 236,379
C30 Interior Finishes	2,123	\$ 550,270,384	\$ 477,213,855	\$ 73,056,529
D10 Conveying	155	\$ 82,215,828	\$ 69,195,738	\$ 13,020,090
D20 Plumbing	1,152	\$ 198,151,567	\$ 169,995,378	\$ 28,156,189
D30 HVAC	1,043	\$ 820,003,651	\$ 695,493,182	\$ 124,510,469
D40 Fire Protection	237	\$ 86,337,605	\$ 74,843,959	\$ 11,493,646
D50 Electrical	2,249	\$ 600,368,492	\$ 511,732,788	\$ 88,635,704
E10 Equipment	3	\$ 182,885	\$ 162,396	\$ 20,489
G10 Site Preparation	1	\$ 145,873	\$ 145,873	\$ -
G20 Site Improvements	152	\$ 6,996,244	\$ 5,934,429	\$ 1,061,815
<b>Grand Total</b>	<b>8,750</b>	<b>\$ 2,803,208,336</b>	<b>\$ 2,386,434,629</b>	<b>\$ 416,773,707</b>

# Action Item 8

## 5 Year Deferred Maintenance Plan



# Action Item 9

## FY 17-18 Quarter 4 Report

- See attached materials



JUDICIAL COUNCIL  
OF CALIFORNIA



# Action Item 10

## Solano Hall of Justice

- Review communication from County and advise staff to either keep the FM active or cancel the FM and disencumber funds.



# Action Item 10

## Solano Hall of Justice

FM NUMBER	LOCATION	FACILITY NAME	BUILDING ID	PRIORITY	SHORT TITLE	TCFMAC FUNDED COST	FACILITY MODIFICATION PROGRAM SHARE OF COST	FACILITY MODIFICATION PROGRAM BUDGET % OF COST	TCFMAC APPROVAL DATE
FM-0040733	Solano	Hall of Justice	48-A1	2	EXECUTION -- Construct 1,070 lf of retaining wall, 525 lf of earthen berms, 575 lf of access ramps; install drainage pipe and 2 pumps to extract water trapped within the prevention area. \$1.7M was spent in 2005 for flood damage and \$146K was spent in FY 10/11 on flood prevention measures. Emergency exiting must be sealed during flood conditions.	\$ 1,211,241	\$ 882,026	72.82	1/30/2012



BIRGITTA E. CORSELLO  
County Administrator  
becorsello@solanocounty.com  
(707) 784-6100  
NANCY HUSTON  
Asst. County Administrator  
nlhuston@solanocounty.com  
(707) 784-6107

COUNTY ADMINISTRATOR'S OFFICE



SOLANO  
COUNTY

675 Texas Street, Suite 6500  
Fairfield, CA 94533-6342  
(707) 784-6100  
Fax (707) 784-7975

www.solanocounty.com

July 9, 2018

Mr. Mike Courtney  
Director of Facilities Services  
Judicial Council of California  
2860 Gateway Oaks Drive, Suite 400  
Sacramento, CA 95833-4336

Re: Memorandum of Understanding Regarding Fairfield Flood Protection Validation and Conceptual Design Study for the Downtown Fairfield County Campus

Dear Mr. Courtney:

Thank you for your letter of June 20, 2018 regarding the *MOU for the Fairfield Flood Protection Validation and Conceptual Design Study for the Downtown Fairfield Campus*. As you know, the intent of the extensive planning effort that has been progressing pursuant to the MOU between the County and Judicial Council is to identify possible ways to minimize the impact of seasonal flooding that sometimes occurs in the County/Court facilities area in downtown Fairfield.

The latest report by Lionakis entitled *Due Diligence & Basis of Design* was finalized and submitted to the Judicial Council in January 2018. This report is intended to guide all subsequent design efforts on the project, including engaging necessary consultants to prepare plans for a flood protection project that both the County and Judicial Council can support.

Lionakis also provided a cost estimate for a proposed storm water storage basin in the parking areas east of the Hall of Justice to collect water that would otherwise potentially impact Court and County facilities. The storage basin comprises an estimated \$5 million of the almost \$12 million total estimated project cost.

The feasibility of constructing the proposed storage basin is dependent upon certain assumptions, which the County is in the process of verifying. The County has previously communicated to Judicial Council staff that the verification effort is currently underway and is scheduled to conclude in late August 2018. When the verification effort is completed, the County will be in a better position to discuss next steps with the Judicial Council.

The County appreciates the support received from the Judicial Council throughout the project planning process as we work to identify practical and financially feasible ways to protect our mutual assets.

Sincerely,

A handwritten signature in blue ink that reads "Birgitta E. Corsello".

Birgitta E. Corsello  
County Administrator

cc: Hon. John B. Ellis, Presiding Judge  
Brian Taylor, Court Executive Officer  
Bernadette Curry, Deputy County Counsel



# Discussion Item 1

## FM Policy Revision

- Review and discuss proposed policy revision and receive feedback to proposed revisions.



# Discussion Item 2

## Review Options Criteria for Seismic Renovation Feasibility Studies

- Provide update on progress and schedule on the Seismic Renovation Feasibility Studies.



# Discussion Item 3

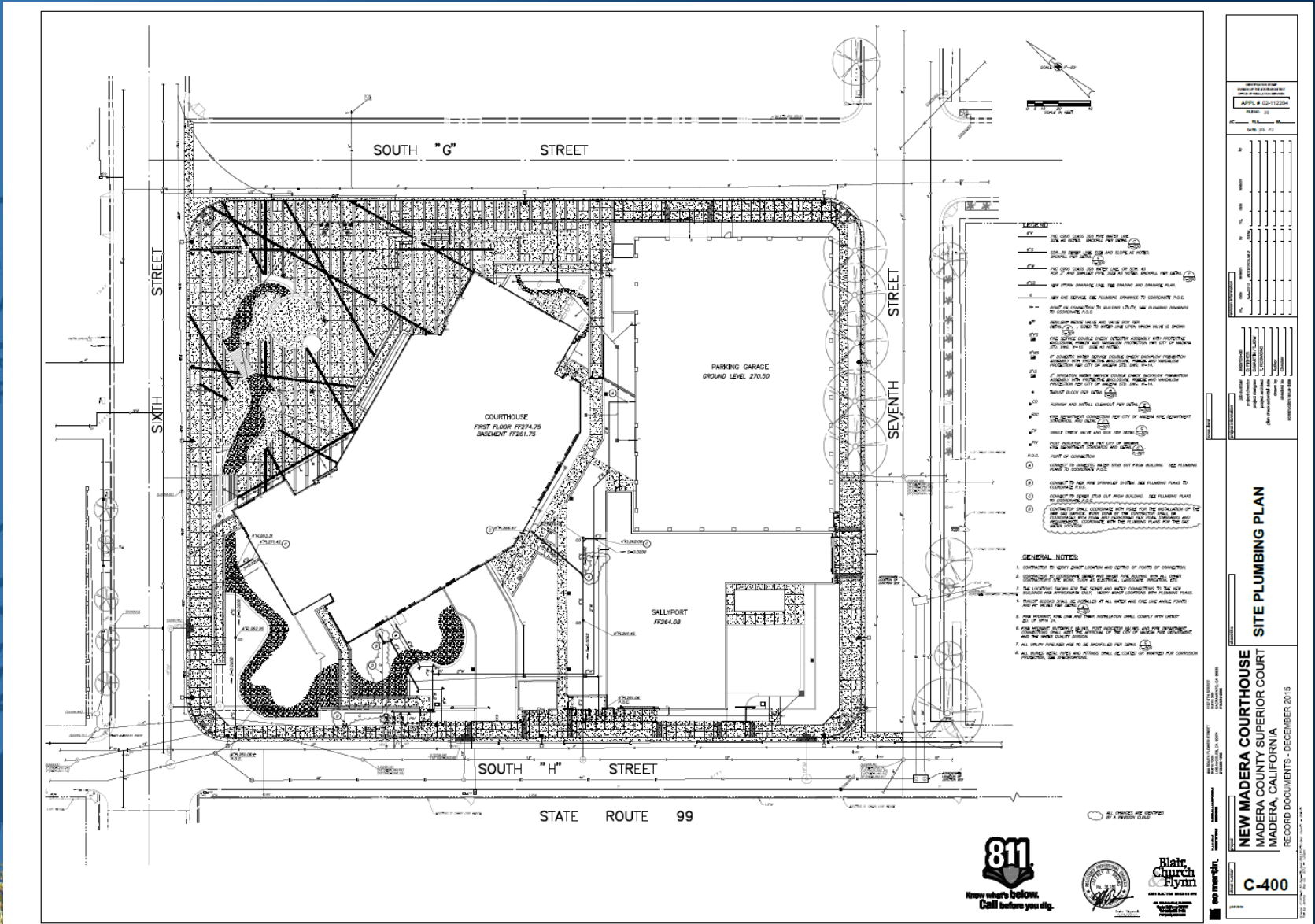
## Madera Main Courthouse

### Water Infiltration Issue

- Madera Main Courthouse (20-F1) construction completed 2015
  - 115,804 sq ft, 10 Courtrooms, 5 floors building (including basement)
  - Water infiltration into the lower levels
  - Fresh water coming from offsite
  - Analysis being done by consultants for the water source and recommendations



# Discussion Item 3



APRIL 8 2014  
 PROJECT NO. 13  
 SHEET NO. 13

NO.	DATE	DESCRIPTION
1		
2		
3		
4		
5		
6		
7		
8		
9		
10		
11		
12		
13		
14		
15		
16		
17		
18		
19		
20		
21		
22		
23		
24		
25		
26		
27		
28		
29		
30		
31		
32		
33		
34		
35		
36		
37		
38		
39		
40		
41		
42		
43		
44		
45		
46		
47		
48		
49		
50		
51		
52		
53		
54		
55		
56		
57		
58		
59		
60		
61		
62		
63		
64		
65		
66		
67		
68		
69		
70		
71		
72		
73		
74		
75		
76		
77		
78		
79		
80		
81		
82		
83		
84		
85		
86		
87		
88		
89		
90		
91		
92		
93		
94		
95		
96		
97		
98		
99		
100		

## SITE PLUMBING PLAN

**NEW MADERA COURTHOUSE**  
 MADERA COUNTY SUPERIOR COURT  
 MADERA, CALIFORNIA  
 RECORD DOCUMENTS - DECEMBER 2015

**C-400**

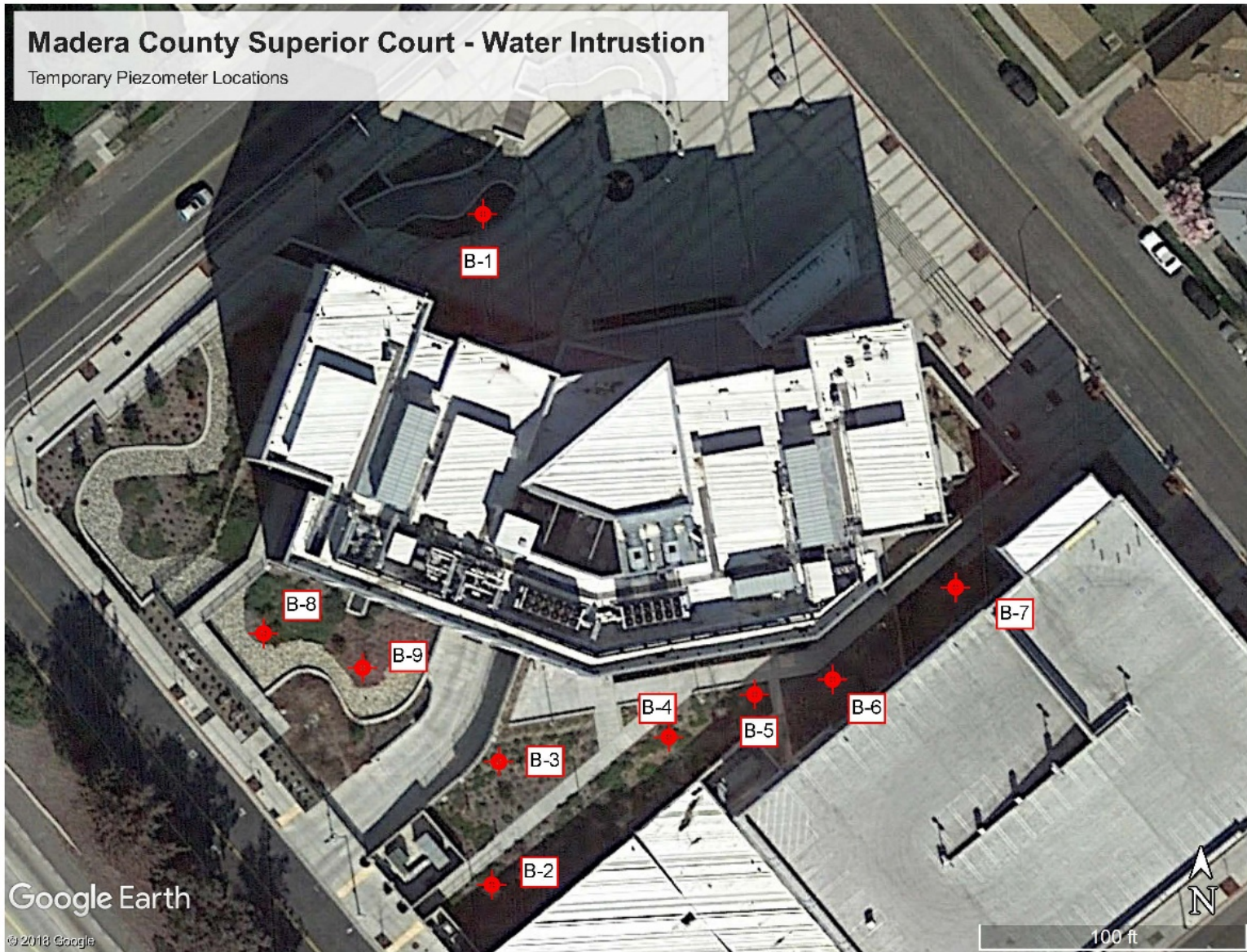


**Blair Church & Flynn**  
 REGISTERED PROFESSIONAL ENGINEER  
 CIVIL ENGINEERING  
 1000 N. G STREET, SUITE 200  
 MADERA, CA 95361  
 TEL: 562-250-1111  
 FAX: 562-250-1112  
 WWW.BCFENGINEERS.COM

# Discussion Item 3

## Madera County Superior Court - Water Intrusion

Temporary Piezometer Locations



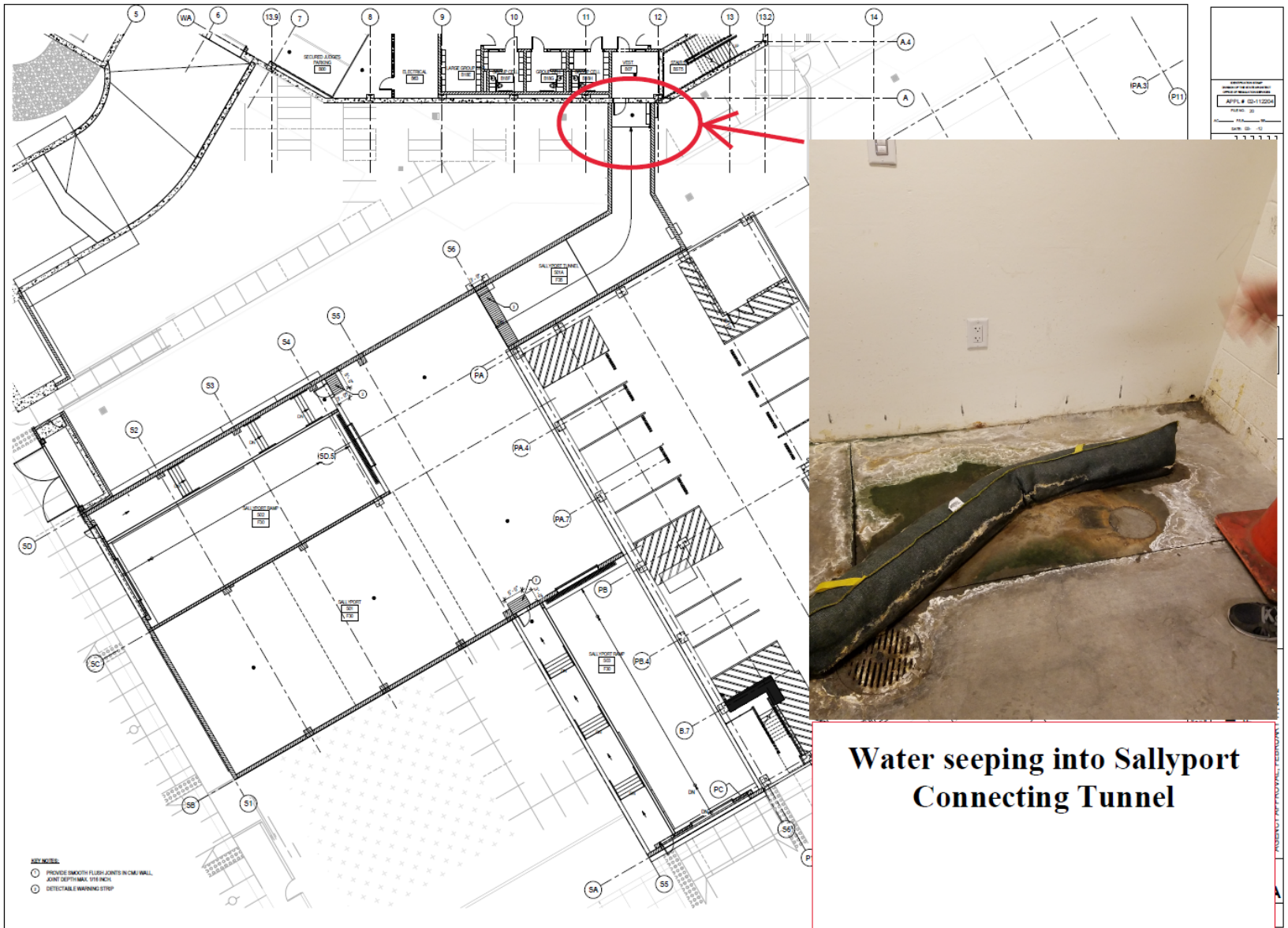


# Discussion Item 3



JUDICIAL COUNCIL  
OF CALIFORNIA

# Discussion Item 3



# Discussion Item 4

## List E – Approved CFRs

Two CFRs approved since last meeting:

1. Riverside – Palm Springs Courthouse – One Time – (\$357,197)
2. San Diego – Hall of Justice - One Time – (\$200,000)



# Discussion Item 5

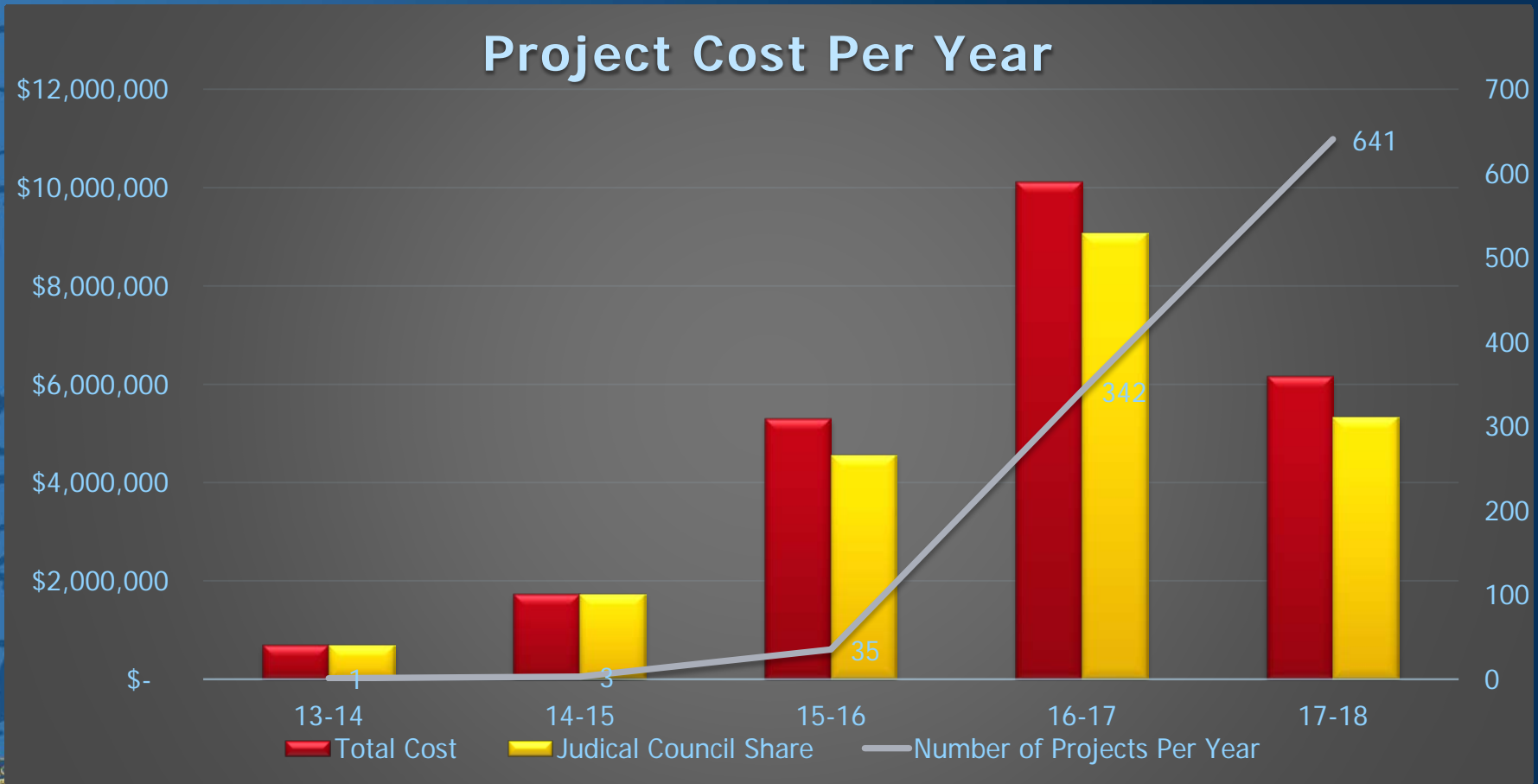
## List F – Funded FMs on Hold

- On Hold for Shared Cost Approval
  - 5 FMs
  - \$6,414,036 JCC Share



# Discussion Item 6

## List H – Completed Projects

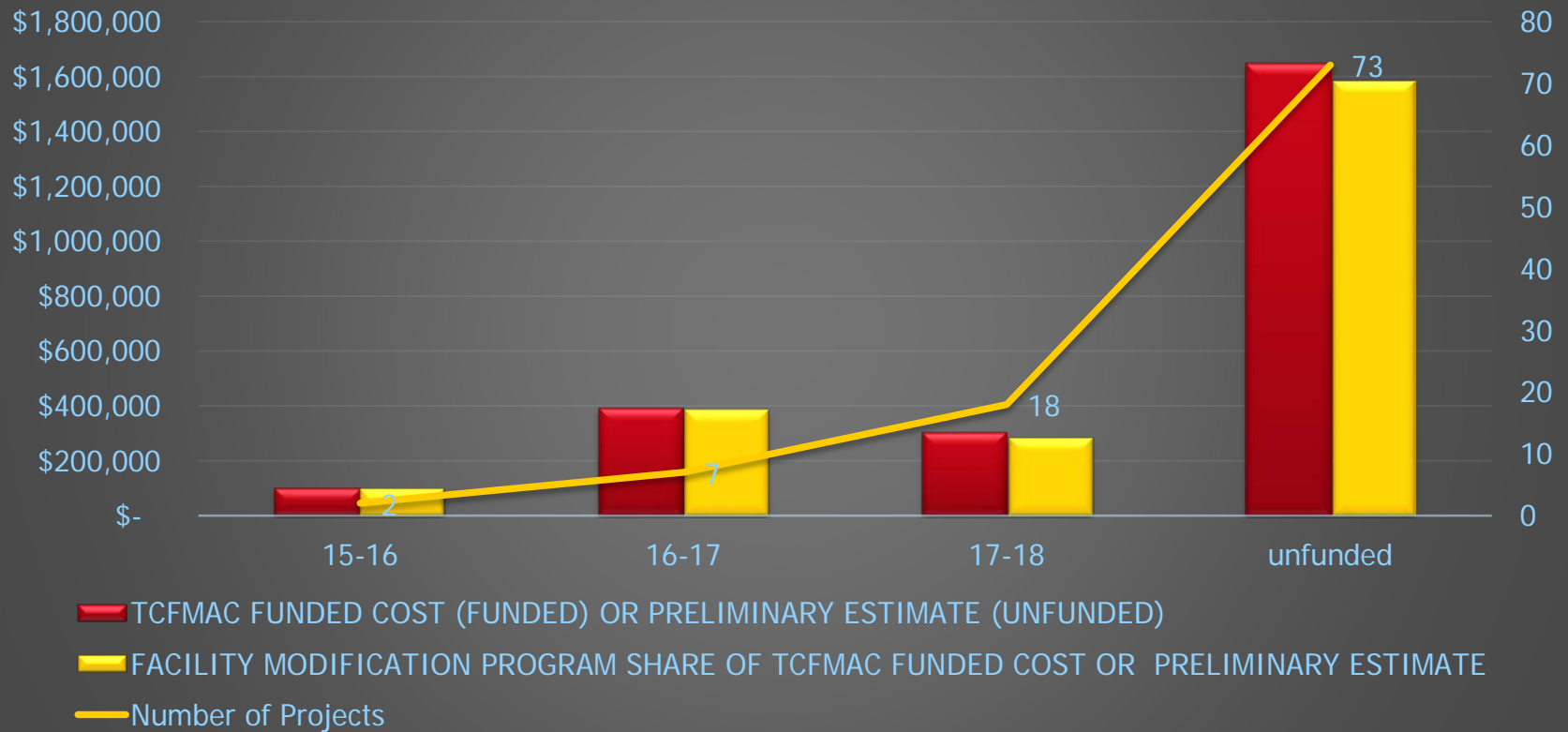


JUDICIAL COUNCIL  
OF CALIFORNIA

# Discussion Item 7

## List I – Cancelled Projects

### Project Cost Per Year



# Discussion Item 8

## San Diego County Courthouse Projects in May 25, 2018 Meeting

FM NUMBER	PRIORITY	SHORT TITLE	Project Cost	Judicial Council Share	SWO Opened Date	Notes
FM-0062158	1	Plumbing - Replaced two (2) 4' x 2' ceiling tiles, tightened hot water line coupling, set-up 10' x 10' x 10' containment, clean-up all surfaces, removed fallen debris, extracted water from carpet, and performed environmental air testing within known ACM area. A Loose hot water line coupling caused water to leak and saturate ceiling tiles and fall onto D44 Judge's Chambers.	\$ 6,303	\$ 6,303	11/3/17	Converted from JO to FM until 5/2/18
FM-0062167	1	Elevators- Replace one (1) S11 board and installed 6 new amp traps (fuses) on Public Elevator #N2. N2 Elevator became stuck on the 3rd floor and not responding to calls, doors remained closed with no entrapments.	\$ 3,429	\$ 2,655	12/27/17	Converted from JO to FM until 4/24/18
FM-0062155	2	Plumbing - Replace (2) 2ft x 4ft ceiling tiles, adjusted no-hub coupling, water remediation and abatement, environmental testing. A loose no-hub coupling was found in an abandoned floor drain line above ceiling, causing water leak in ceiling.	\$ 7,962	\$7,962	11/1/17	Converted from JO to FM until 5/2/18
FM-0062156	2	Elevators, Escalators, & Hoists - Restore Elevators S2 & S3, adjusted generator brushes and doors, reseated ribbon cables. During the courts move to the new building (37-L1) elevators S2 & S3 stopped responding while being utilized by the movers (no entrapments), leaving only elevator S1 for service to the public and movers. This work is necessary as to not impact the move / cause a delay with the scheduled move to the new building.	\$ 2,918	\$2,259	1/4/18	Converted from JO to FM until 5/2/18
FM-0062159	2	Elevators, Escalators, & Hoists - Replaced auxiliary contactor, tightened controller wiring and reseated boards. Elevator #4B down with no entrapments. Elevator landing was unlevel and over traveling.	\$ 4,490	\$3,476	11/21/17	Converted from JO to FM until 5/2/18
FM-0062162	2	Plumbing - Replace faulty vacuum breaker and (2) failed mechanical seals on hot water pumps. Hot Water Pumps deaerator tank has (2) leaking hot water pump seals and a faulty vacuum breaker, causing water to pool up. Steam is escaping intermittently causing damage to surrounding equipment.	\$ 5,209	\$4,033	2/22/18	Converted from JO to FM until 4/24/18

# Discussion Item 9

## October Travel Meeting Plans

- Option 1
  - Van Nuys Courthouse East (Los Angeles County)
  - East County Courthouse (Ventura County)
  - Central Justice Center (Orange County)
  - Meeting in Los Angeles





# Discussion Item 9

## October Travel Meeting Plans

- Option 2
  - Monterey Courthouse (Monterey County)
  - New Hollister Courthouse (San Benito County)
  - New Santa Clara Family Justice Center (Santa Clara County)
  - Meeting in Santa Clara



# Information Only Item 1

## DM Project List Status

Project Status	Number of Projects	Original Estimate	Current Amount
<b>Roof Projects</b>			
Design Phase	1	\$ 139,000	\$ 50,317
Plan Check Phase	-	\$ -	\$ -
Bidding Phase	-	\$ -	\$ -
Awaiting Shared Cost Letter	-	\$ -	\$ -
Construction Phase	16	\$ 6,480,000	\$ 20,617,208
On Hold - County owned and managed facility.	4	\$ 487,000	\$ 487,000
Funded by FM Fund	-	\$ -	\$ -
Future Funding	4	\$ 2,245,000	\$ 7,798,727
Completed	9	\$ 2,020,000	\$ 3,062,530
Cancelled	7	\$ 2,240,000	\$ 156,182
<b>Subtotal</b>	<b>41</b>	<b>\$ 13,611,000</b>	<b>\$ 32,171,964</b>
<b>Elevator Projects</b>			
Design Phase	-	\$ -	\$ -
Plan Check Phase	-	\$ -	\$ -
Bidding Phase	-	\$ -	\$ -
Awaiting Shared Cost Letter	-	\$ -	\$ -
Construction Phase	8	\$ 19,355,000	\$ 23,446,726
On Hold - County owned and managed facility.	6	\$ 3,016,000	\$ 1,147,473
Funded by FM Fund	2	\$ 275,000	\$ 275,000
Future Funding	21	\$ 7,318,000	\$ 17,828,260
Completed	-	\$ -	\$ -
Cancelled	8	\$ 2,426,000	\$ -
<b>Subtotal</b>	<b>45</b>	<b>\$ 32,390,000</b>	<b>\$ 42,697,458</b>
<b>Grand Total</b>	<b>86</b>	<b>\$ 46,001,000</b>	<b>\$ 74,869,422</b>

# Information Only Item 2

## Architectural Revolving Fund (ARF)

### Projects Update

- Receive the latest update on the status of facility modification projects in the ARF
- Refer to the report in materials



# Meeting Calendar

Date	Day of Week	Type of Meeting
January 29, 2018	Monday	In Person
March 9, 2018	Friday	Phone
April 9, 2018	Monday	In Person
May 25, 2018	Friday	In Person
July 20, 2018	Friday	In Person
<b>August 27, 2018</b>	<b>Monday</b>	<b>Phone</b>
October 11-12, 2018	Thursday-Friday	In Person (Location TBD)
December 3, 2018	Monday	Phone

Next Meeting



JUDICIAL COUNCIL  
OF CALIFORNIA

# Adjourn to Closed Session

- Closing Discussions
- Chair Closing Comments



JUDICIAL COUNCIL  
OF CALIFORNIA