

The background features a large, faint, blue-tinted seal of the Judicial Council of California. The seal depicts a seated female figure holding a spear and a shield, with a landscape and a ship in the background. The text "JUDICIAL COUNCIL OF CALIFORNIA" and "EUREKA" is visible around the perimeter of the seal.

Trial Court Facility Modification Advisory Committee Meeting

May 23, 2022



JUDICIAL COUNCIL
OF CALIFORNIA

Call to Order and Roll Call

- Chair Call to Order and Opening Comments
- Roll Call
 - Trial Court Facility Modification Advisory Committee Chair
 - Trial Court Facility Modification Advisory Committee Members
 - Facilities Services Staff
 - Guests



JUDICIAL COUNCIL
OF CALIFORNIA

Consent Calendar

- Minutes from open meeting on April 11, 2022



JUDICIAL COUNCIL
OF CALIFORNIA

Action Item 1

Fiscal Year 21–22 Facility Modification Program Budget Actions

Receive update on the status of the Facility Modification program budget and approve the following budget reallocations:

- 1) Reallocate **\$1.6 million** from the Statewide Planning budget to the Priority 2 FMs Over \$100K budget
- 2) Reallocate **\$3.7 million** from the Priority 1 Emergency FMs budget to the Priority 2 FMs Over \$100K budget
- 3) Reallocate **\$0.8 million** from the Priority 2 FMs Under \$100K budget to the Priority 2 FMs Over \$100K budget; and
- 4) Reallocate **\$0.56 million** from the FMs Less than \$2K budget to the Priority 2 FMs Over \$100K budget



Action Item 1

Fiscal Year 21–22 Facility Modification Program Budget Actions

Fiscal Year 2021–22 Facility Modification Budget Update

| FY 21-22 Projected FM Budget (\$1,000s) | | | | | |
|---|-----------------|------------|-----------------|--------------------|-----------------|
| Budget Categories | Original Budget | Revisions | Revised Budget | Current Encumbered | Remaining Funds |
| Statewide Planning | \$3,000 | (\$1,600) | \$1,400 | \$1,400 | \$0 |
| Priority 1 FMs | \$22,000 | (\$3,700) | \$18,300 | \$18,300 | \$0 |
| FMs Less than \$100K | \$7,500 | (\$800) | \$6,700 | \$6,700 | \$0 |
| Planned FMs | \$3,424 | \$0 | \$3,424 | \$3,424 | \$0 |
| FMs Less than \$2K | \$650 | (\$560) | \$90 | \$90 | \$0 |
| FMs over \$100K | \$28,426 | \$6,660 | \$35,086 | \$34,913 | \$173 |
| Total | \$65,000 | \$0 | \$65,000 | \$64,827 | \$173 |



Action Item 2

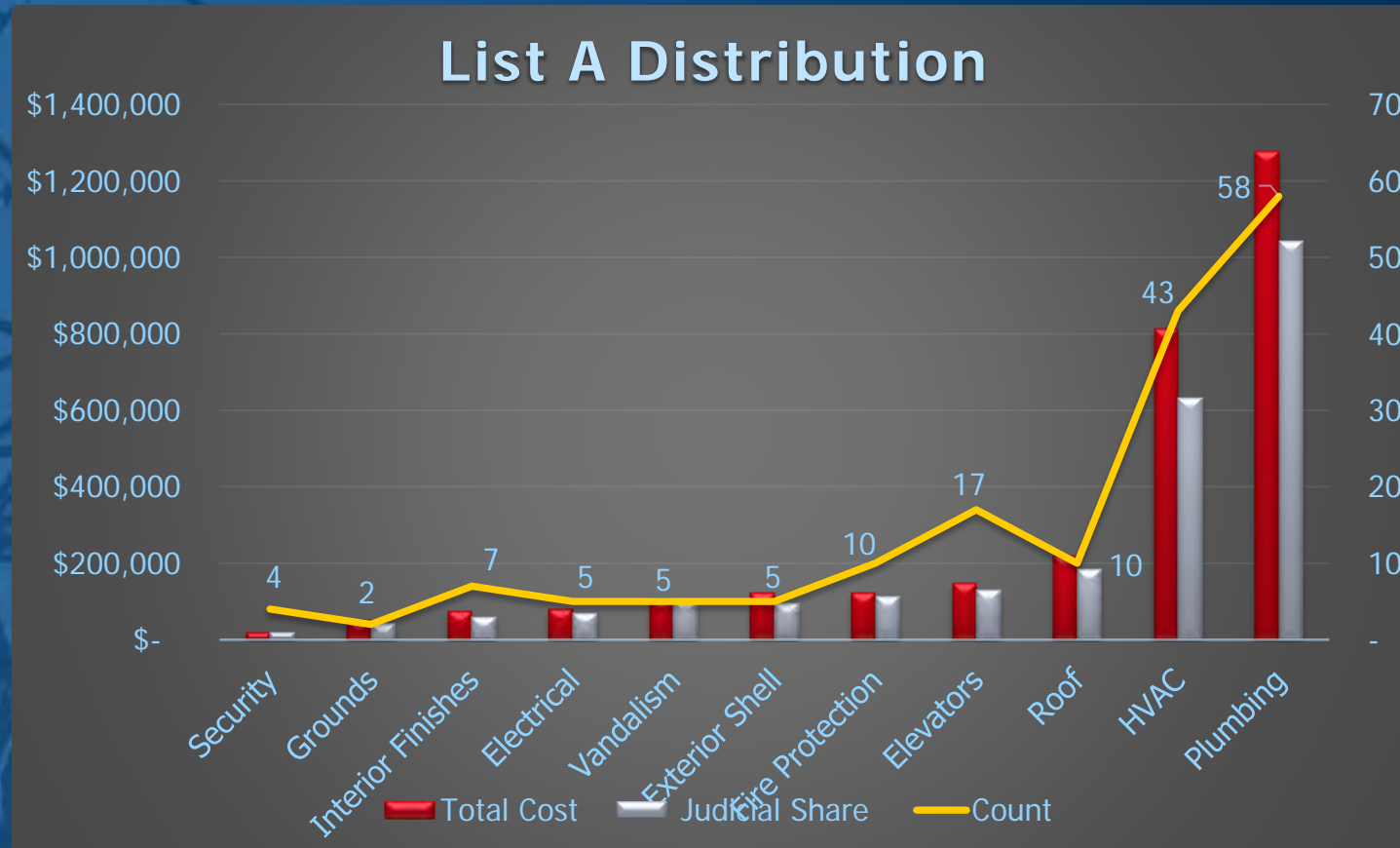
List A – Emergency Facility Modifications (Priority 1)

- There were 166 new Priority 1 FMs this period
- Total estimated FM Program budget share is \$2,497,861



Action Item 2

List A – Emergency Facility Modifications (Priority 1)



JUDICIAL COUNCIL
OF CALIFORNIA

Action Item 2

List A – Emergency Facility Modifications (Priority 1)

FM-2001841 Los Angeles Compton Courthouse - HVAC



JUDICIAL COUNCIL
OF CALIFORNIA

Action Item 2

List A – Emergency Facility Modifications (Priority 1)

FM-2001860 Los Angeles Glendale Courthouse – Grounds & Parking



Action Item 2

List A – Emergency Facility Modifications (Priority 1)

FM-2001885 Los Angeles Foltz Courthouse – HVAC




JUDICIAL COUNCIL
OF CALIFORNIA

Action Item 2

List A – Emergency Facility Modifications (Priority 1)

FM-2001933 Solano Hall of Justice – Exterior Shell




JUDICIAL COUNCIL
OF CALIFORNIA

Action Item 2

List A – Emergency Facility Modifications (Priority 1)

FM-2001981 Los Angeles Torrance Courthouse - Plumbing



JUDICIAL COUNCIL
OF CALIFORNIA

Action Item 3

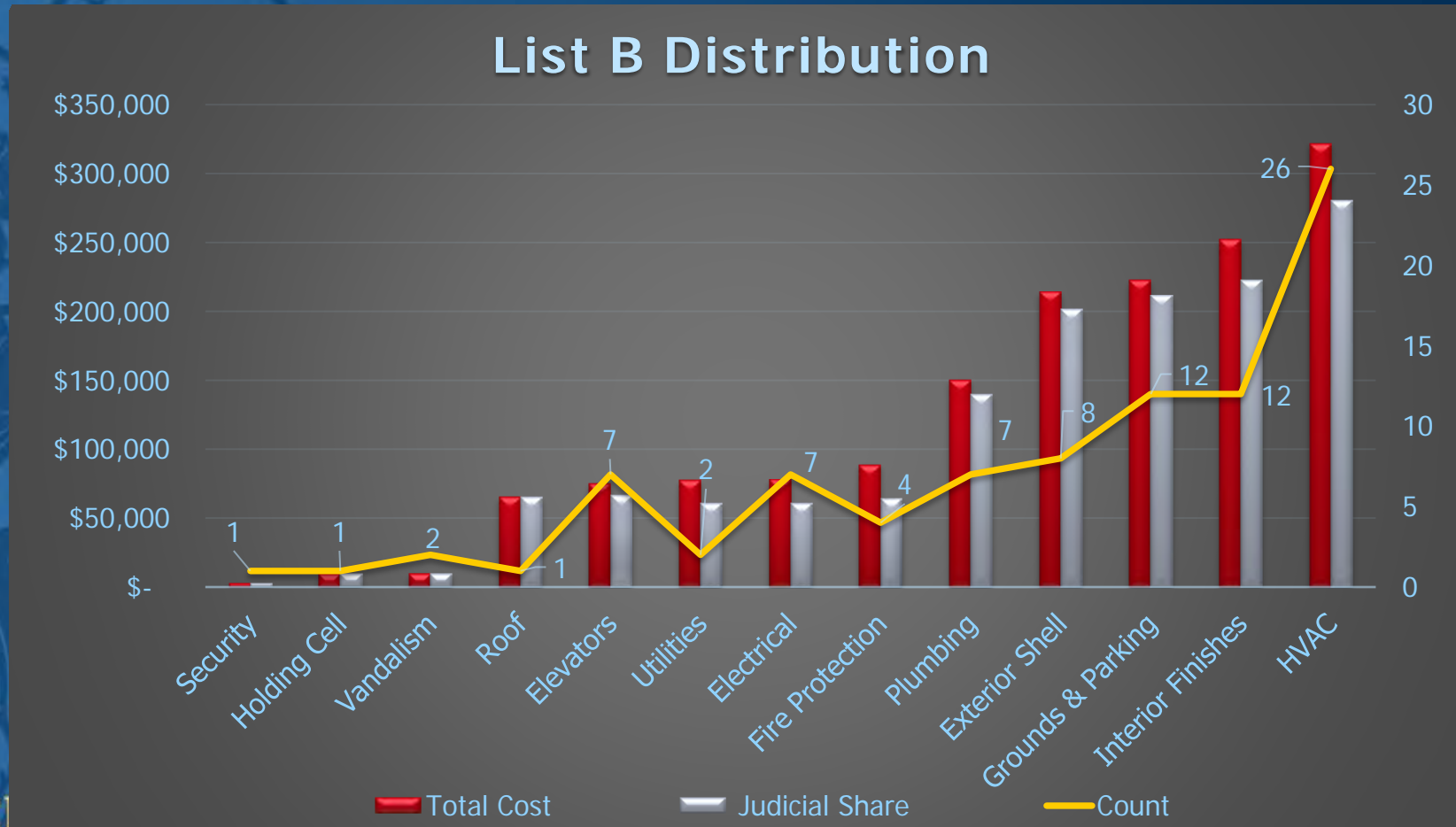
List B – Facility Modifications Under \$100K (Priority 2)

- There were 90 new P2 FMs under \$100K this period
- Total estimated FM Program budget share is \$1,398,490



Action Item 3

List B – Facility Modifications Under \$100K (Priority 2)



JUDICIAL COUNCIL OF CALIFORNIA
OF CALIFORNIA

Action Item 3

List B – Facility Modifications Under \$100K (Priority 2)

FM-2002048 Los Angeles Inglewood Courthouse – HVAC



JUDICIAL COUNCIL
OF CALIFORNIA

Action Item 3

List B – Facility Modifications Under \$100K (Priority 2)

FM-2002213 San Francisco Civic Center Courthouse – Vandalism



JUDICIAL COUNCIL
OF CALIFORNIA

Action Item 3

List B – Facility Modifications Under \$100K (Priority 2)

FM-2002226 Merced Old Court – Interior Finishes





JUDICIAL COUNCIL
OF CALIFORNIA

Action Item 3

List B – Facility Modifications Under \$100K (Priority 2)

FM-2002227 New Merced Courthouse/N Street Building – Roof



JUDICIAL COUNCIL
OF CALIFORNIA

Action Item 4

List C – Cost Increases Over \$50K

- Impacts 1 FM project
- Total FM Value - \$114,891
- Program Budget Impact - \$77,793



Action Item 4

List C – Cost Increases Over \$50K

San Diego East County Reg'l Ctr. – FM-0062261 – Fire Protection

| County | Building | Bldg. ID | FM ID | Original Funded Cost | Current Cost Estimate | Amount of Increase |
|-----------|-----------------------------|----------|------------|----------------------|-----------------------|--------------------|
| San Diego | East County Regional Center | 37-11 | FM-0062261 | \$762,602 | \$877,493 | \$114,891 |

Reason for Increase: Cost increase is for additional State Fire Marshal requirements for site studies, occupant load analysis, preliminary design and feasibility of exterior egress stairs, revising drawings to Phase 1 documents, plan review fees from OSFM, DSA, and additional environmental assessments.

Notes: FM Program Budget Share is 67.71%, therefore cost increase to FM Budget is \$77,793.



Action Item 5

List D – Facility Modifications over \$100K (Priority 2) and Priority 3 Projects

- Review Priority 2 FMs over \$100K
- Approve 11 projects for a total cost to the Facility Modification Program budget of \$8,423,543



Action Item 6

Pre-Approval of List G Planned FM Projects Over \$100K for FY 2022-23

- Subject to enactment of FY 2022–23 budget, approve List G Planned Facility Modifications over \$100K recommended for FY 22–23
 - 3 FM projects
 - FM Program Share: \$1,994,752
 - Refer to meeting materials for List G – Planned FMs



Discussion Item 1

Director's Report

- Budget – May Revision
- Los Angeles County Shared Cost Letters
- Orange Central Justice Center Project
- San Diego East County Regional Center Project
- Air Scrubber Draft Policy
- Sustainability Initiatives
- Supply Chain Issues



Discussion Item 2

List E – Court Funded Requests

Approved CFRs:

1. Los Angeles – (FM) Multiple - \$6,450,000
2. Los Angeles – (FM) Gov. George Deukmejian Courthouse - \$269,650

There were no CFRs canceled this reporting period.



Discussion Item 3

List F – Funded FMs on Hold

- FMs on Hold for Shared Cost Approval
 - 27 Projects
 - \$ 77,816,182 JCC Share



Discussion Item 4

Service Provider Performance Report

- Two “Models” for Maintenance and Operations

- Service Providers

- BANCRO - Enovity
- NCRO - Pride
- SRO - Pride

- Delegation Program

- Imperial
- Orange
- Riverside
- San Luis Obispo



Discussion Item 4

Service Provider Performance Report

- Three types of Service Work Orders (SWO)
 - Preventative Maintenance
 - Weekly/Monthly/Semi-Annual/Annual tasks that increase the lifespan of building systems
 - Set-Price Events
 - Recurring tasks with predetermined rates per occurrence (i.e. Toilet clogs, bio-waste clean up, snow removal)
 - Cost-Plus Work Orders
 - Tasks that are charged on time and materials basis





Statewide – Monthly Program Review – May 2022

Enovity BANCRO Preventive Maintenance - End of Month



- 7%> Meets expectations
- 8-10% Needs improvement
- 11%+ Does not meet expectations

902 PM's Scheduled for April 2022

Report Run Date: 05/02/2022

FACILITIES SERVICES



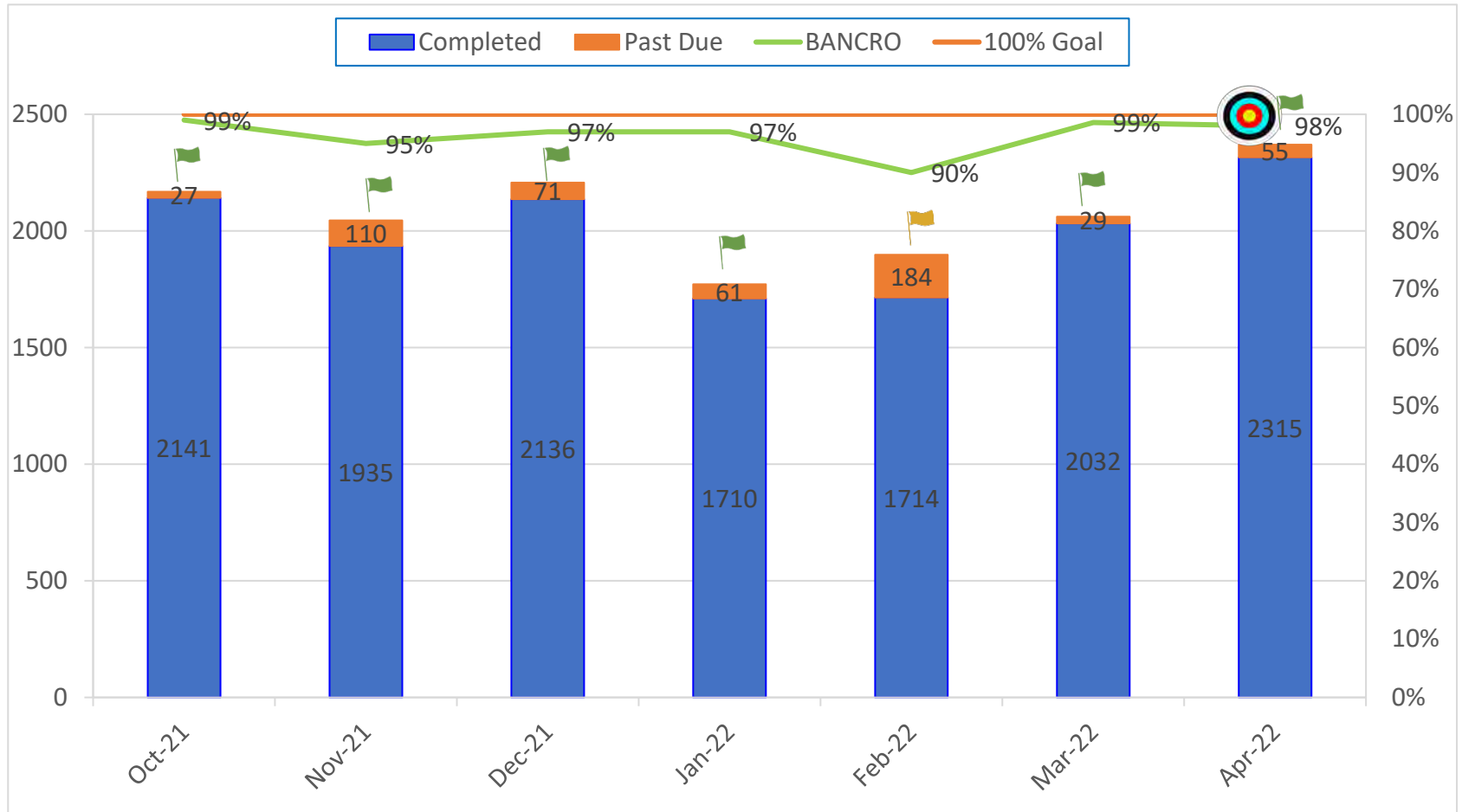


Statewide – Monthly Program Review – May 2022

Enovity BANCRO Past Due SWOs

As of Tuesday, April 26, 2022

FACILITIES SERVICES



- 7%> Meets expectations
- 8-10% Needs improvement
- 11%+ Does not meet expectations

| Enovity BANCRO | |
|----------------------------------|------|
| Tuesday, April 26, 2022 Snapshot | |
| Open SWOs | 2370 |
| Past Due SWOs | 55 |

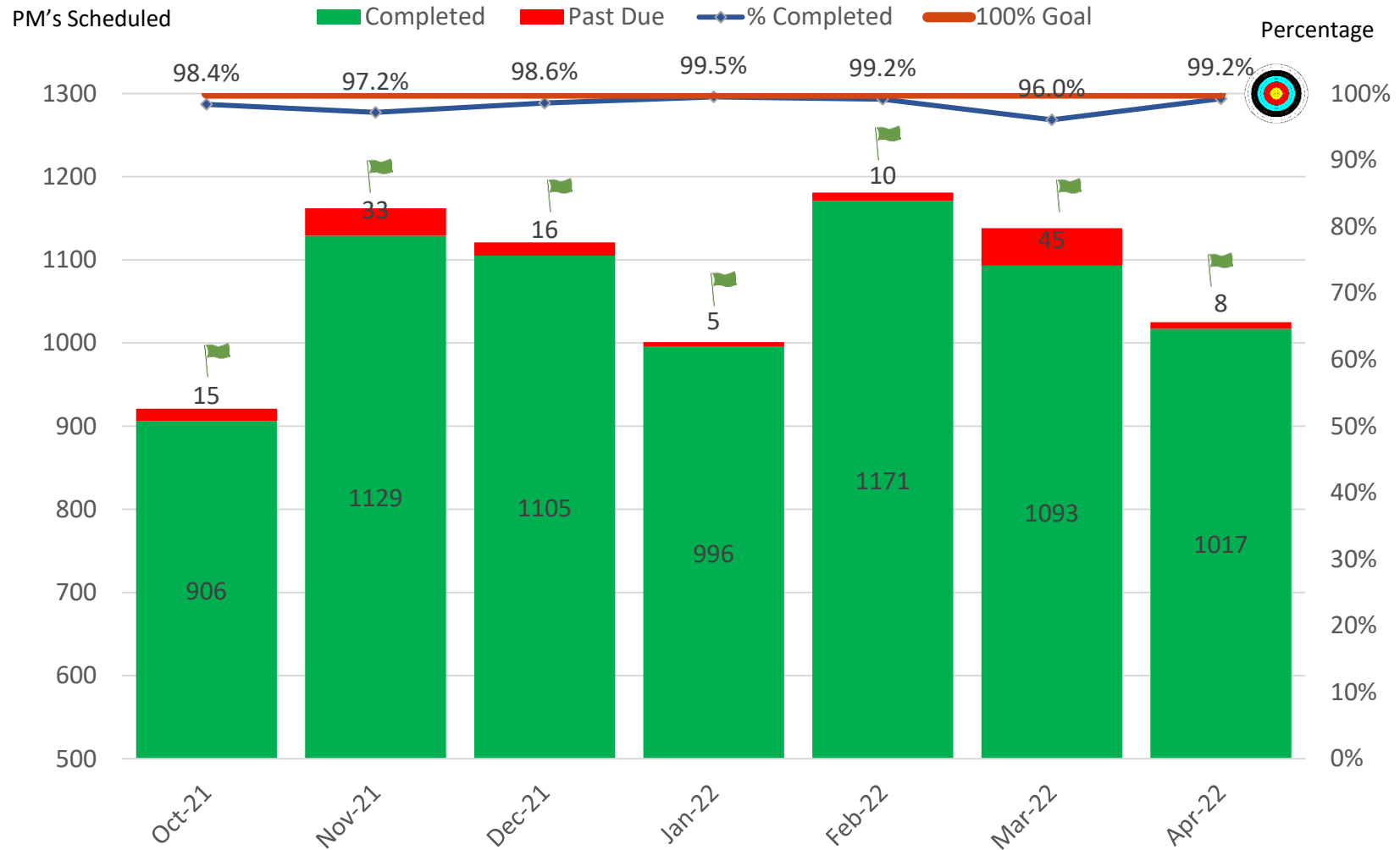




Statewide – Monthly Program Review – May 2022

PRIDE NCRO

Preventive Maintenance - End of Month



- 7%+ Meets expectations
- 8-10% Needs improvement
- 11%+ Does not meet expectations

1025 PM's Scheduled for April 2022

Report Run Date: 05/02/2022

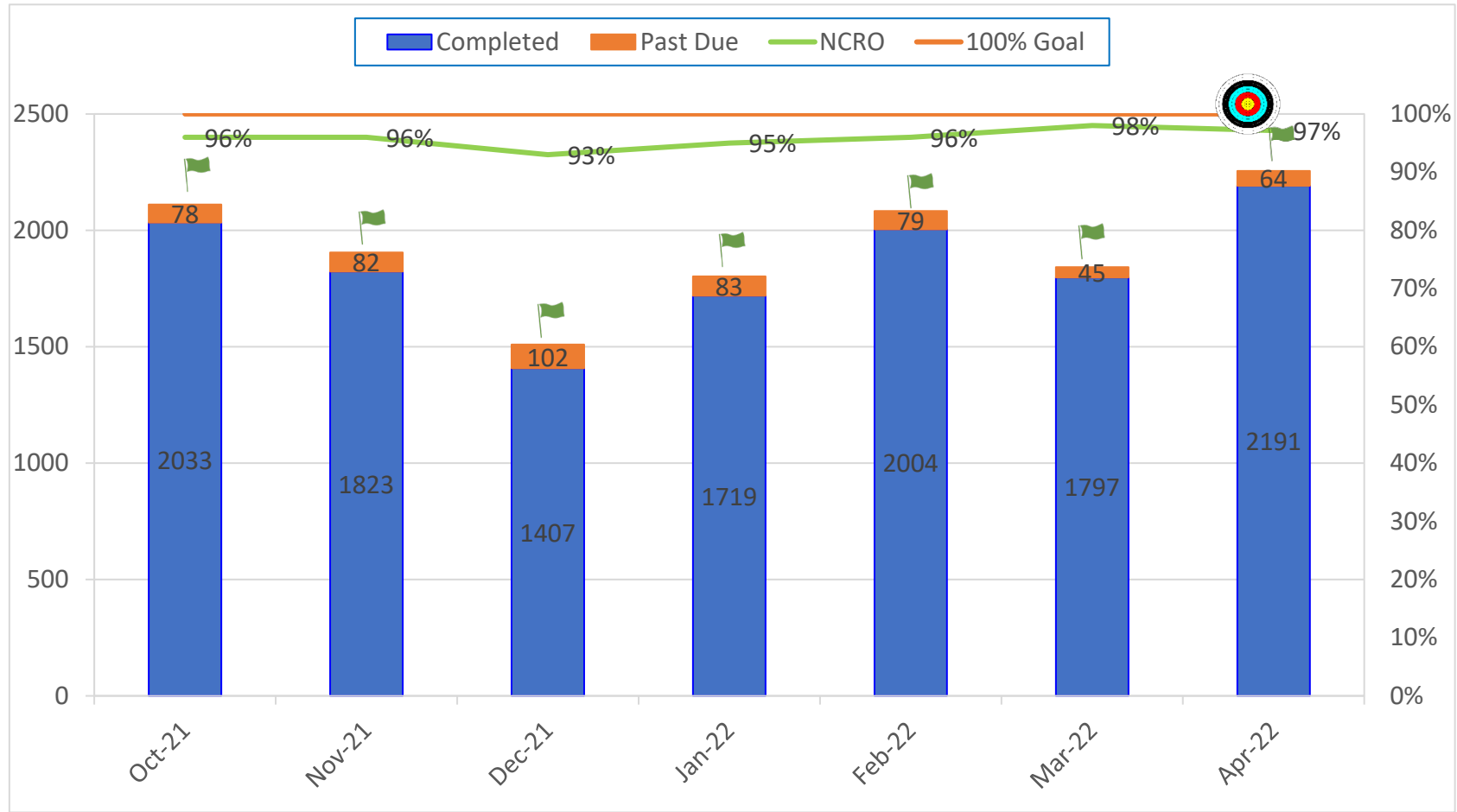


Statewide – Monthly Program Review – May 2022

Pride NCRO Past Due SWOs

As of Tuesday, April 26, 2022

FACILITIES SERVICES



- 7%> Meets expectations
- 8-10% Needs improvement
- 11%+ Does not meet expectations

| PRIDE NCRO | |
|----------------------------------|------|
| Tuesday, April 26, 2022 Snapshot | |
| Open SWOs | 2255 |
| Past Due SWOs | 64 |

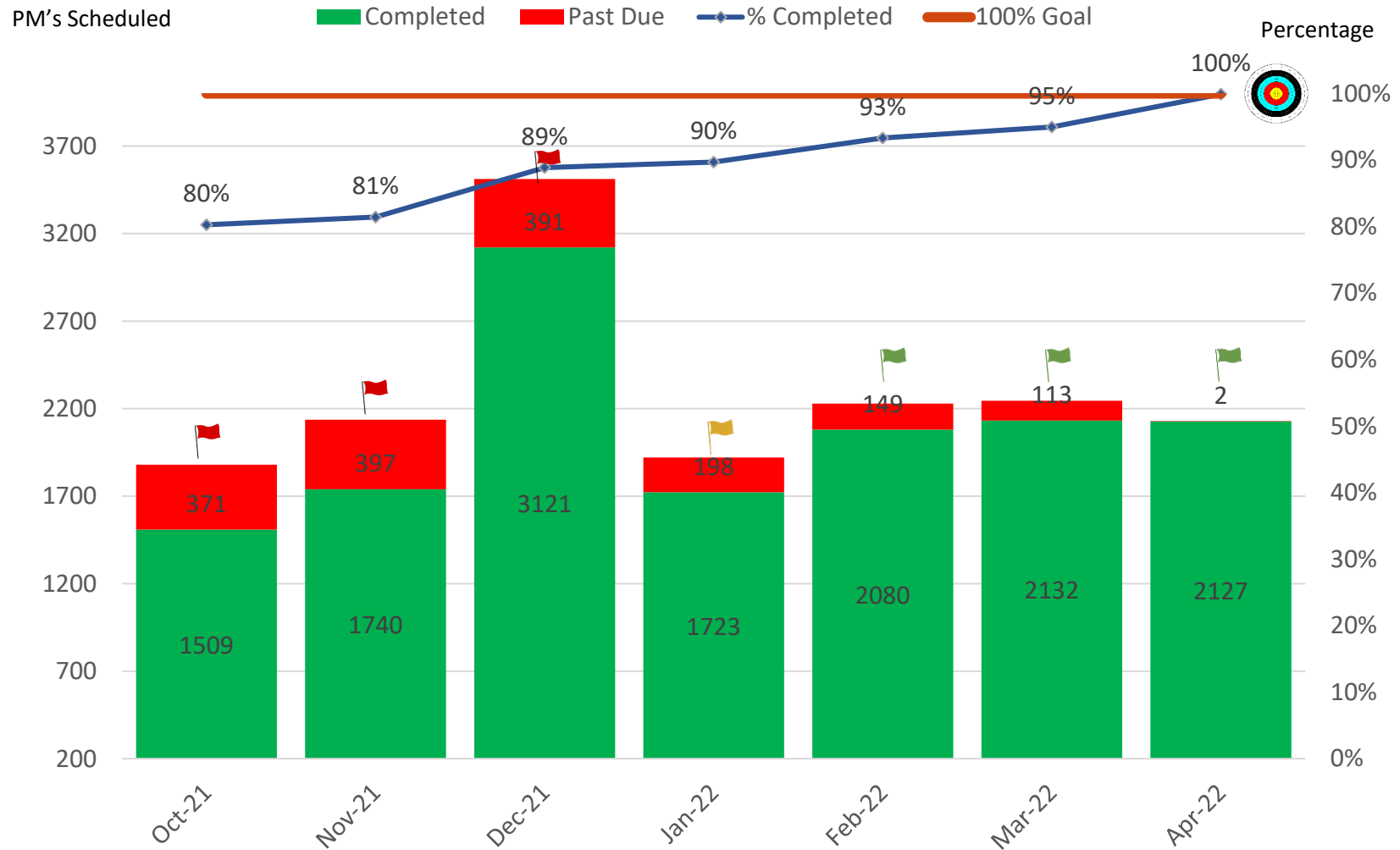




Statewide – Monthly Program Review – May 2022

PRIDE SRO

Preventive Maintenance - End of Month



- 7%+ Meets expectations
- 8-10% Needs improvement
- 11%+ Does not meet expectations

2129 PM's Scheduled for April 2022

Report Run Date: 05/02/2022

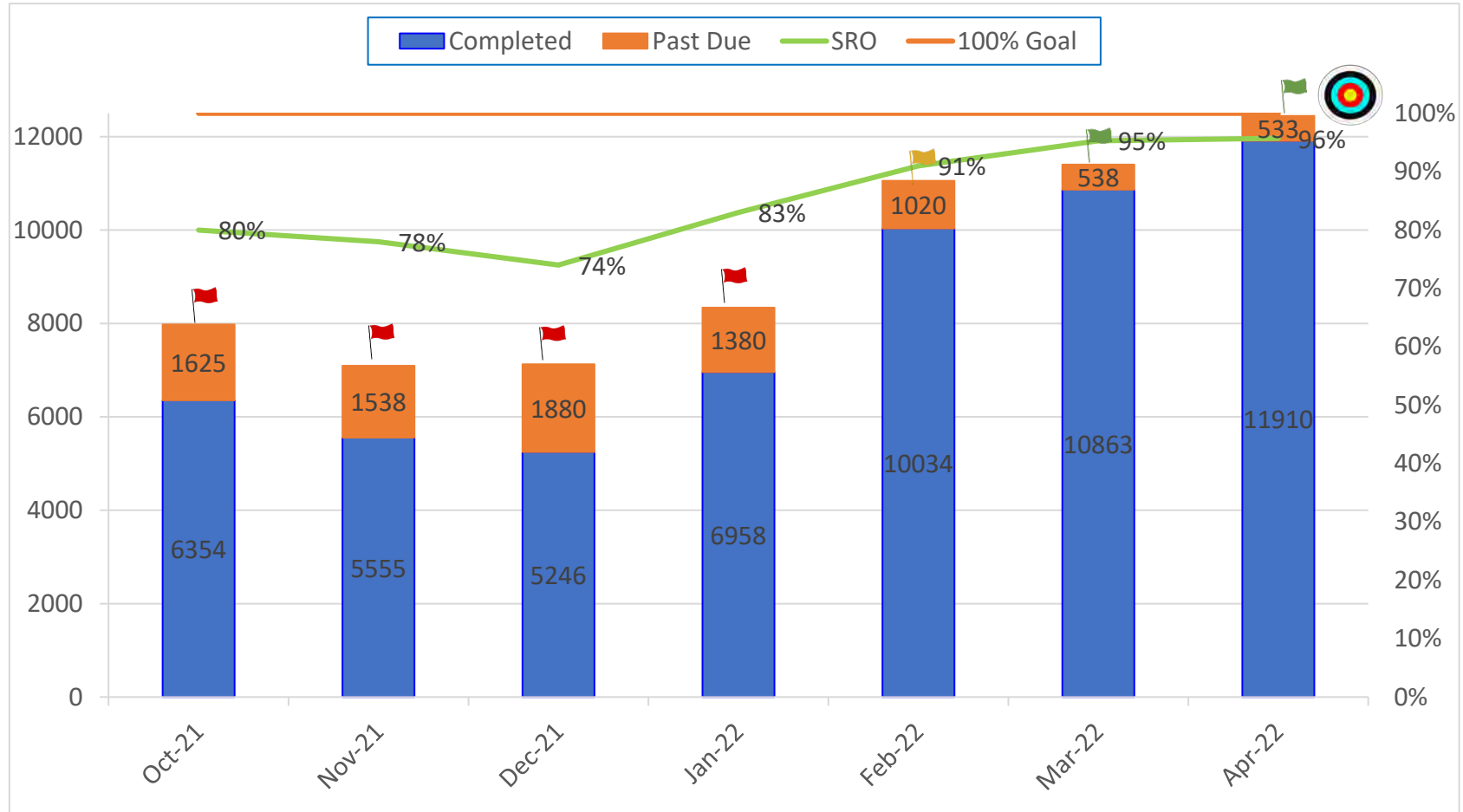


Statewide – Monthly Program Review – May 2022

Pride SRO Past Due SWOs

As of Tuesday, April 26, 2022

FACILITIES SERVICES



- 7%+ Meets expectations
- 8-10% Needs improvement
- 11%+ Does not meet expectations

| PRIDE SRO | |
|----------------------------------|-------|
| Tuesday, April 26, 2022 Snapshot | |
| Open SWOs | 12443 |
| Past Due SWOs | 533 |



Discussion Item 4

Service Provider Performance Report

- Penalties since inception of Service Provider contract (for services up until March 31, 2022)
 - Enovity BANCRO - \$159,829.10
 - PRIDE NCRO - \$206,624.12
 - PRIDE SRO - \$3,100,399.48



Discussion Item 5

Report on CAFM 2.0 Upgrade

- Report on the upgrade of the Computer-Aided Facility Management application (CAFM 2.0)

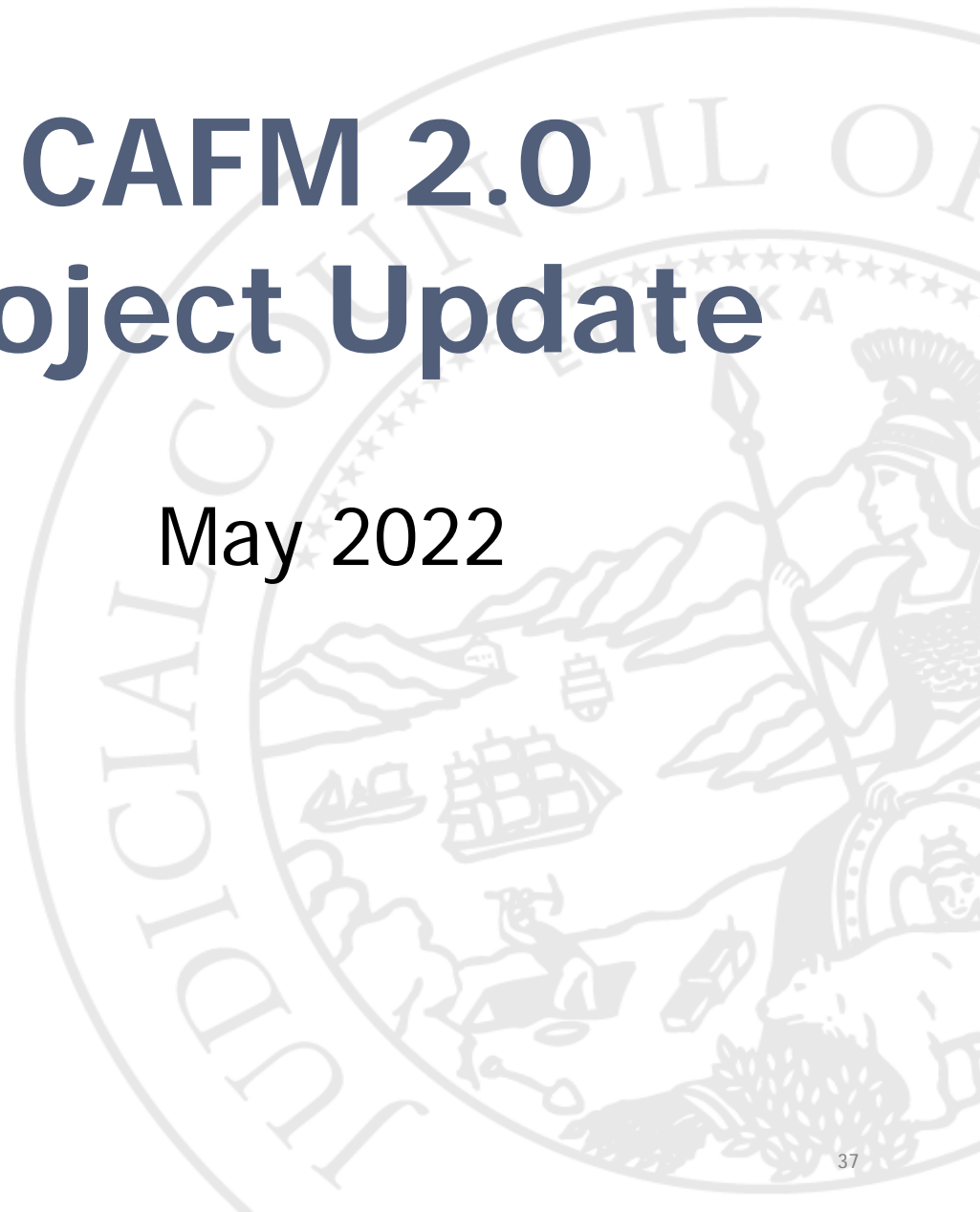


JUDICIAL COUNCIL
OF CALIFORNIA



CAFM 2.0 Project Update

May 2022



Agenda

**What is
CAFM?**

**Project
Objectives**

**Project
Schedule**

**Change
Management**



CAFM= Computer Assisted Facility Management

- Original CAFM (1.0) launched in 2004;
- The most common vehicle through which requests for service are made;
- CAFM's Service Work Orders (SWOs) authorize work on approved requests;
- P1 Reports built from CAFM data.



CAFM 2.0

Project Objectives

Implement New Functionality

Upgrade Software

Migrate Existing Data

Save Money

Enhance System in Phase Two

Project Schedule



May '22

Jun '22

Jul '22

Aug '22

Sep '22

Oct '22

Nov '22

Dec '22

Jan '23

Dec '23

CAF2.0 (Phase 1)

**CAF2.0 (Phase 2)-
Estimated 9/30/23 Go-Live**


Design Complete
6/10/22

Configuration Complete
9/23/22

Testing Complete
11/11/22

Training Complete
11/18/22

**Go-Live
Phase 1
11/28/22**



Change Management

Monthly CAFM 2.0 updates
for all 900 users

CAFM 2.0 training
in November 2022

Monthly Post-Launch Check-Ins
for first six months of CAFM 2.0

Information-Only Item 1

Deferred Maintenance Funding - DMF-2 Projects Update

| Project Status | Number of Projects | Original Estimate | Encumbered Amount |
|----------------------------|--------------------|----------------------|----------------------|
| Roof Projects | | | |
| Close-Out | 2 | \$ 5,531,779 | \$ 2,402,084 |
| Completed | 4 | \$ 1,710,335 | \$ 2,185,505 |
| Deferred to next DMF | 4 | \$ 5,857,919 | \$ 143,326 |
| Subtotal | 10 | \$ 13,100,033 | \$ 4,730,914 |
| Elevator Projects | | | |
| Construction | 5 | \$ 4,560,352 | \$ 12,294,726 |
| Close-Out | 4 | \$ 7,410,280 | \$ 7,296,291 |
| Completed | 8 | \$ 7,924,392 | \$ 9,927,433 |
| Deferred to next DMF | 2 | \$ 720,203 | \$ 356,024 |
| Subtotal | 19 | 20,615,227 | 29,874,474 |
| BAS Projects | | | |
| Design | 2 | \$ 3,569,000 | \$ 3,286,528 |
| Construction | 2 | \$ 3,492,000 | \$ 5,174,588 |
| Cancelled | 1 | \$ 124,000 | \$ - |
| Deferred to next DMF | 22 | \$ 18,528,000 | \$ 1,933,497 |
| Subtotal | 27 | 25,713,000 | 10,394,612 |
| HVAC Cooling System | | | |
| Deferred to next DMF | 1 | \$ 537,636 | \$ - |
| Subtotal | 1 | \$ 537,636 | \$ - |
| Building Assessment | | | |
| Completed | 1 | \$ 5,000,000 | \$ 5,000,000 |
| Subtotal | 1 | \$ 5,000,000 | \$ 5,000,000 |
| Grand Total | 58 | \$ 64,965,896 | \$ 50,000,000 |



JUDICIAL COUNCIL
OF CALIFORNIA

Information-Only Item 2

Deferred Maintenance Funding - DMF-3 Projects Update

| Project Status | Number of Projects | Original Estimate | Current Amount |
|-----------------------------------|--------------------|----------------------|----------------------|
| Fire Alarm System Projects | | | |
| Procurement/Bid/Award | 1 | \$ 4,618,237 | \$ 10,755,921 |
| In Construction | 1 | \$ 626,072 | \$ 686,658 |
| In Construction (Design) | 1 | \$ 192,236 | \$ 192,236 |
| Agency Review | 7 | \$ 8,761,583 | \$ 3,365,185 |
| Cancelled | 1 | \$ 1,620,180 | \$ - |
| Subtotal | 11 | \$ 15,818,308 | \$ 15,000,000 |
| Grand Total | 11 | \$ 15,818,308 | \$ 15,000,000 |



Information-Only Item 3

Deferred Maintenance Funding - DMF-4 Projects Update

| Project Status | Number of Projects | Original Estimate | Current Amount |
|---------------------------------|--------------------|-----------------------|-----------------------|
| Roof Projects | | | |
| Project Review | 10 | \$ 4,707,594 | \$ 4,707,594 |
| Awaiting Shared Cost Letter | 1 | \$ 939,501 | \$ 86,856 |
| Planning/Design | 9 | \$ 5,647,504 | \$ 5,647,504 |
| Procurement/Bid/Award | 5 | \$ 4,693,608 | \$ 4,693,608 |
| Construction | 2 | \$ 1,537,756 | \$ 1,537,756 |
| Cancelled | 2 | \$ 2,175,371 | \$ 2,175,371 |
| Subtotal | 29 | \$ 19,701,333 | \$ 18,848,689 |
| Elevator Projects | | | |
| Project Review | 3 | \$ 8,527,254 | \$ 8,527,254 |
| Awaiting Shared Cost Letter | 5 | \$ 31,579,342 | \$ 14,160,221 |
| Planning/Design | 2 | \$ 2,551,789 | \$ 2,551,789 |
| Procurement/Bid/Award | 4 | \$ 13,259,913 | \$ 13,259,913 |
| Construction | 3 | \$ 14,848,142 | \$ 14,848,142 |
| Subtotal | 17 | \$ 70,766,439 | \$ 53,347,318 |
| Fire Protection Projects | | | |
| Project Review | 1 | \$ 12,740 | \$ 12,740 |
| Procurement/Bid/Award | 1 | \$ 84,384 | \$ 84,384 |
| Construction | 1 | \$ 261,920 | \$ 261,920 |
| Cancelled | 1 | \$ 12,712 | \$ 12,712 |
| Subtotal | 4 | \$ 371,757 | \$ 371,757 |
| Electrical Projects | | | |
| Project Review | 1 | \$ 583,948 | \$ 583,948 |
| Planning/Design | 19 | \$ 4,565,402 | \$ 4,565,402 |
| Cancelled | 1 | \$ 227,400 | \$ 227,400 |
| Subtotal | 21 | \$ 5,376,750 | \$ 5,376,750 |
| BMS Projects | | | |
| Project Review | 4 | \$ 3,654,983 | \$ 3,654,983 |
| Awaiting Shared Cost Letter | 10 | \$ 14,842,174 | \$ 31,473,255 |
| Planning/Design | 10 | \$ 21,042,485 | \$ 21,042,485 |
| Procurement/Bid/Award | 5 | \$ 7,859,443 | \$ 7,859,443 |
| Construction | 7 | \$ 8,600,551 | \$ 8,600,551 |
| Cancelled | 2 | \$ 9,491,112 | \$ 9,491,112 |
| Subtotal | 38 | \$ 65,490,749 | \$ 82,121,829 |
| HVAC Projects | | | |
| Project Review | 2 | \$ 1,483,272 | \$ 1,483,272 |
| Project Initiation | 1 | \$ 2,275,201 | \$ 2,275,201 |
| Awaiting Shared Cost Letter | 2 | \$ 1,820,480 | \$ 9,024,596 |
| Planning/Design | 9 | \$ 9,061,950 | \$ 9,061,950 |
| Procurement/Bid/Award | 3 | \$ 886,665 | \$ 886,665 |
| Cancelled | 1 | \$ 2,765,405 | \$ 2,765,405 |
| Subtotal | 18 | \$ 18,292,973 | \$ 25,497,089 |
| Grand Total | 127 | \$ 180,000,000 | \$ 185,563,432 |



JUDICIAL COUNCIL
OF CALIFORNIA

Information Only – Item 4

Architectural Revolving Fund – Projects Update

- Refer to materials for report



JUDICIAL COUNCIL
OF CALIFORNIA

Meeting Calendar

| Meeting Date | Type of Meeting |
|-------------------------------------|-------------------|
| Monday, January 31, 2022 | Virtual/Online |
| Monday, March 7, 2022 | Virtual/Online |
| Monday, April 11, 2022 | In person |
| Monday, May 23, 2022 | Virtual/Online |
| Monday, July 18, 2022 | In person* |
| Monday, August 29, 2022 | Virtual/Online |
| Thu/Fri, October 27 - 28, 2022 | 2-day Offsite* |
| Monday, December 5, 2022 | Virtual/Online |
| *Subject to change due to Covid-19. | |

Next Meeting



JUDICIAL COUNCIL
OF CALIFORNIA

Adjourn to Closed Session

- Closing Discussions
- Chair Closing Comments



JUDICIAL COUNCIL
OF CALIFORNIA