

Trial Court Facility Modification Advisory Committee Meeting

December 4, 2023



Call to Order and Roll Call

- Chair Call to Order and Opening Comments
- Roll Call
 - Trial Court Facility Modification Advisory Committee Chair
 - Trial Court Facility Modification Advisory Committee Members
 - Facilities Services Staff
 - Guests

Consent Calendar

- Minutes from open meeting on October 27, 2023

Director's Report

- Redding Courthouse Certificate of Occupancy
- Sustainability Proposals – Date Extended
- Solar Request for Proposals
- San Diego Central Courthouse – Falling Ceiling Tiles

Action Item 1

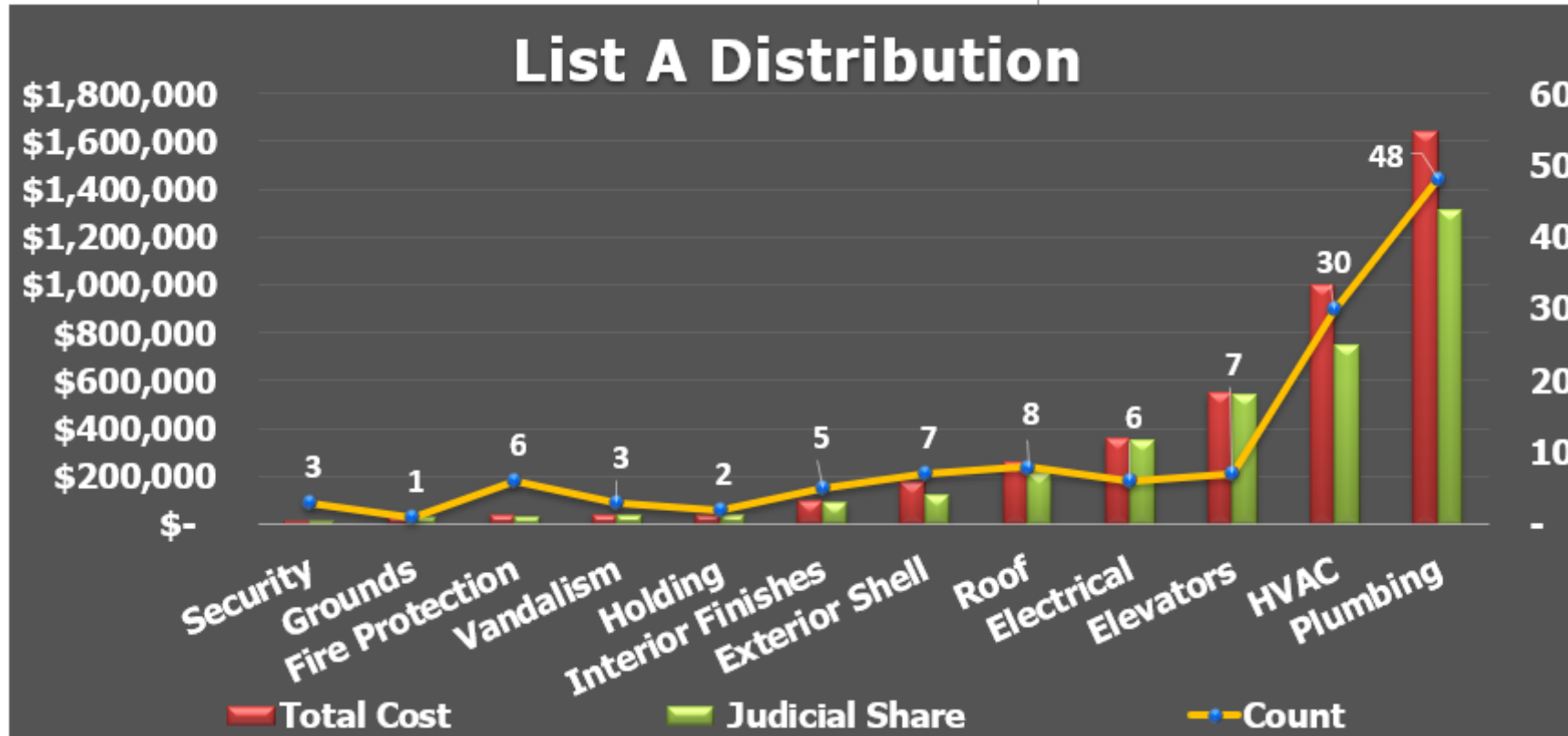
List A – Emergency Facility Modifications (Priority 1)

- There were 126 new P1 FMs this period
- Total estimated FM Program budget share is \$3,534,559

FY 23-24 P1 Budget Allocation	Prior Approvals for FY 23-24	Proposed Approvals	Remaining Balance
\$25,000,000	\$11,386,274	\$3,534,559	\$10,079,167

Action Item 1


List A – Emergency Facility Modifications (Priority 1)



Action Item 1

List A – Emergency Facility Modifications (Priority 1)


FM-2005513 San Diego East County Reg'l Center – HVAC



Action Item 1

List A – Emergency Facility Modifications (Priority 1)

FM-2005597 Los Angeles Airport Courthouse – Plumbing



Action Item 1

List A – Emergency Facility Modifications (Priority 1)


FM-2005646 Los Angeles Mosk Courthouse – Elevators, Escalators



Action Item 1

List A – Emergency Facility Modifications (Priority 1)


FM-2005734 Los Angeles Clara Shortridge Foltz Courthouse – Plumbing



Action Item 1

List A – Emergency Facility Modifications (Priority 1)

FM-2005739 Los Angeles Clara Shortridge Foltz – Plumbing



Action Item 1

List A – Emergency Facility Modifications (Priority 1)

FM-2005918 Los Angeles Norwalk Courthouse – Plumbing



Action Item 2

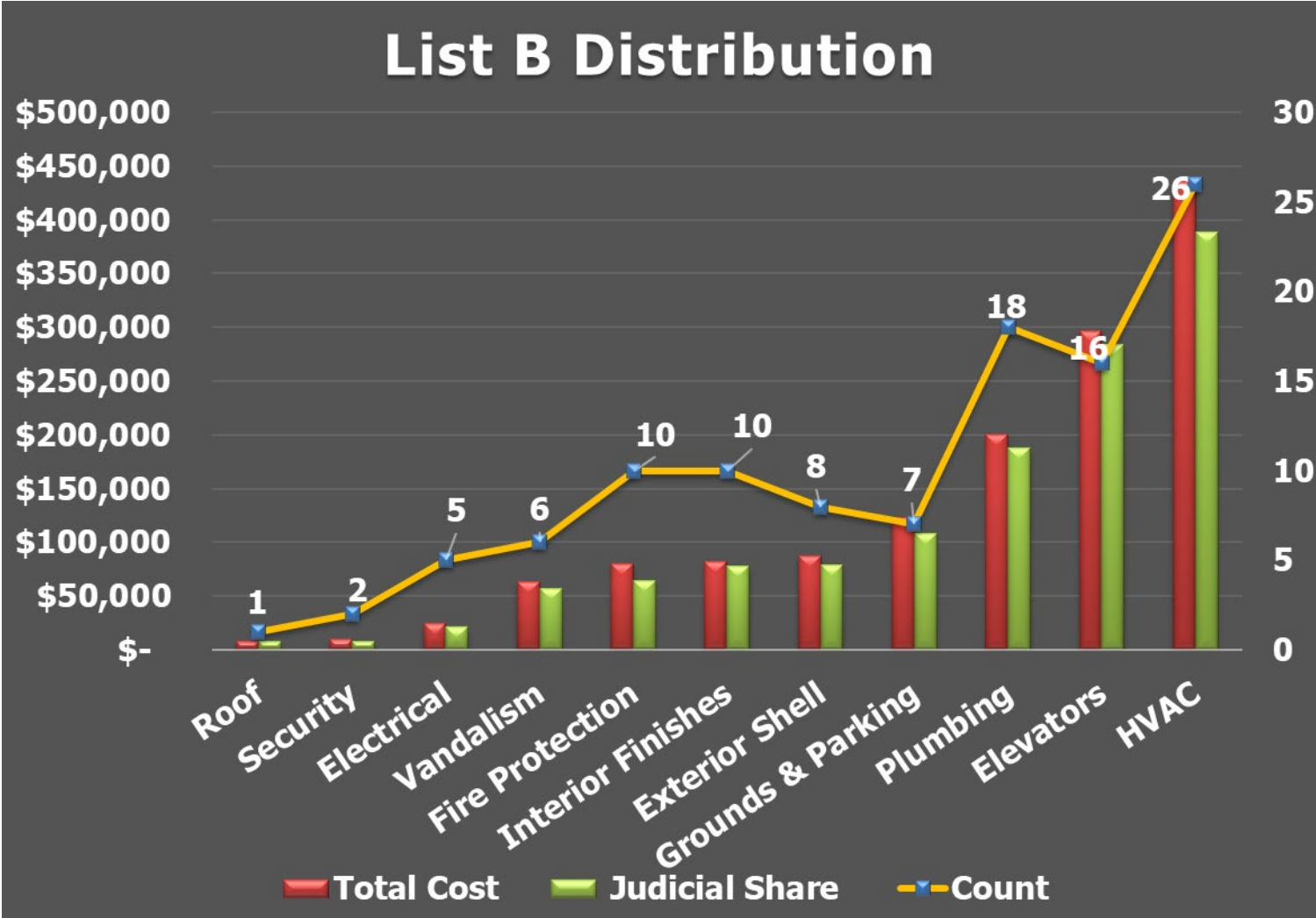
List B – Facility Modifications Under \$100K (Priority 2)

- There were 109 new P2 FMs under \$100K this period
- Total estimated FM Program budget share is \$1,283,397

FY 23-24 P2 Budget Allocation	Prior Approvals for FY 23-24	Proposed Approvals	Remaining Balance
\$7,500,000	\$4,203,457	\$1,283,397	\$2,013,146

Action Item 2


List B – Facility Modifications Under \$100K (Priority 2)



Action Item 2

List B – Facility Modifications Under \$100K (Priority 2)

FM-2005668 Orange Harbor Justice Ctr. Newport Beach Facility - HVAC



Action Item 2

List B – Facility Modifications Under \$100K (Priority 2)



FM-2005698 Los Angeles Pasadena Courthouse – Interior Finishes



Action Item 2

List B – Facility Modifications Under \$100K (Priority 2)

FM-2005728 Contra Costa George D. Carroll Ctr. – Grounds & Parking Lot



Action Item 2

List B – Facility Modifications Under \$100K (Priority 2)



FM-2005775 Santa Clara Downtown Superior Court – HVAC



Action Item 2

List B – Facility Modifications Under \$100K (Priority 2)

FM-2005818 Alameda Fremont Hall of Justice – Plumbing



Action Item 2

List B – Facility Modifications Under \$100K (Priority 2)

FM-2005895 Merced Old Court – Vandalism



Action Item 2

List B – Facility Modifications Under \$100K (Priority 2)

FM-2005932 San Francisco Civic Center Courthouse – Exterior Shell



Action Item 3

List C – Cost Increases Over \$50K

- Impacts 3 FM projects
- Total FM Value - \$3,255,940
- Program Budget Impact - \$3,236,504

Action Item 3

List C – Cost Increases Over \$50K

Solano - Solano Justice Building - HVAC

County	Building	Bldg. ID	FM ID	Original Funded Cost	Current Cost Estimate	Amount of Increase
Solano	Solano Justice Building	48-B1	FM-2000173	\$ 2,876,580	\$ 6,007,931	\$ 3,131,351
Reason for Increase: Due to the ongoing energy savings and infrastructure project, the county did not go out to bid on this project until October 2023.						
Notes: FM Program Budget Share is 100%, therefore cost increase to FM Budget is \$3,131,351.						

Action Item 3

List C – Cost Increases Over \$50K

Los Angeles - Airport Courthouse - Utilities

County	Building	Bldg. ID	FM ID	Original Funded Cost	Current Cost Estimate	Amount of Increase
Los Angeles	Airport Courthouse	19-AU1	FM-2001963	\$ 70,896	\$ 131,143	\$ 60,247

Reason for Increase: The original estimate did not include electrical work needed to provide power and communication conduits from basement electrical room / generator room required for new fuel monitoring alarm system required by the State Fire Marshal.

Notes: FM Program Budget Share is 77.17%, therefore cost increase to FM Budget is \$46,492.

Action Item 3

List C – Cost Increases Over \$50K

Orange - Central Justice Center - Plumbing

County	Building	Bldg. ID	FM ID	Original Funded Cost	Current Cost Estimate	Amount of Increase
Orange	Central Justice Center	30-A1	FM-2005066	\$ 670,000	\$ 734,342	\$ 64,342
Reason for Increase: The initial estimate for this P1 did not include all the costs for the project.						
Notes: FM Program Budget Share is 91.17%, therefore cost increase to FM Budget is \$58,661.						

Action Item 4

List D – Facility Modifications over \$100K (Priority 2)

- Impacts 7 FM projects
- Total FM Value - \$1,479,425
- Program Budget Impact - \$1,300,216

Discussion Item 1

List E – Court Funded Requests

Approved CFRs:

1. Contra Costa – (FM) Wakefield Taylor Courthouse - \$16,000
2. Contra Costa – (FM) Family Law Center - \$4,000
3. Contra Costa – (FM) George D. Carroll Courthouse - \$7,250
4. Contra Costa – (FM) Wakefield Taylor Courthouse - \$19,730
5. Glenn – (FM) Historic Courthouse - \$10,000
6. Imperial – (FM) New El Centro Family Courthouse - \$100,833
7. Los Angeles – (FM) Multiple - \$1,038,000

Discussion Item 1

List E – Court Funded Requests

Approved CFRs:

8. Shasta – (FM) New Redding Courthouse - \$300,318

There were no CFRs canceled this reporting period.

Discussion Item 2

List F – Funded FMs on Hold

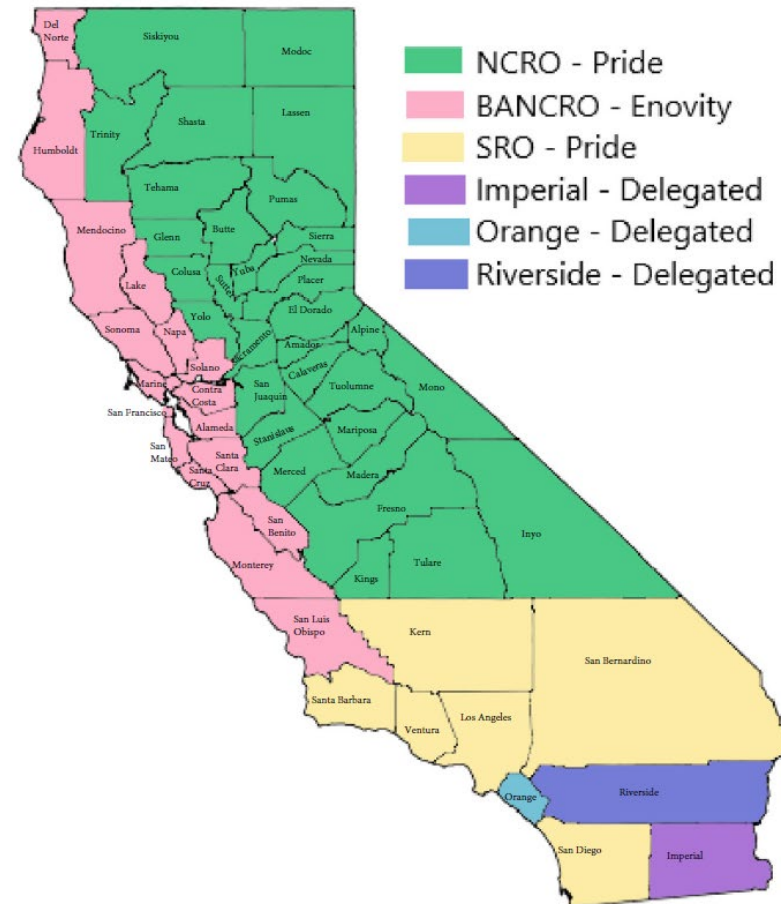
- FMs on Hold for Shared Cost Approval
 - 1 Project
 - \$2,707,739 JCC Share

Discussion Item 3

Facilities Maintenance Performance Report

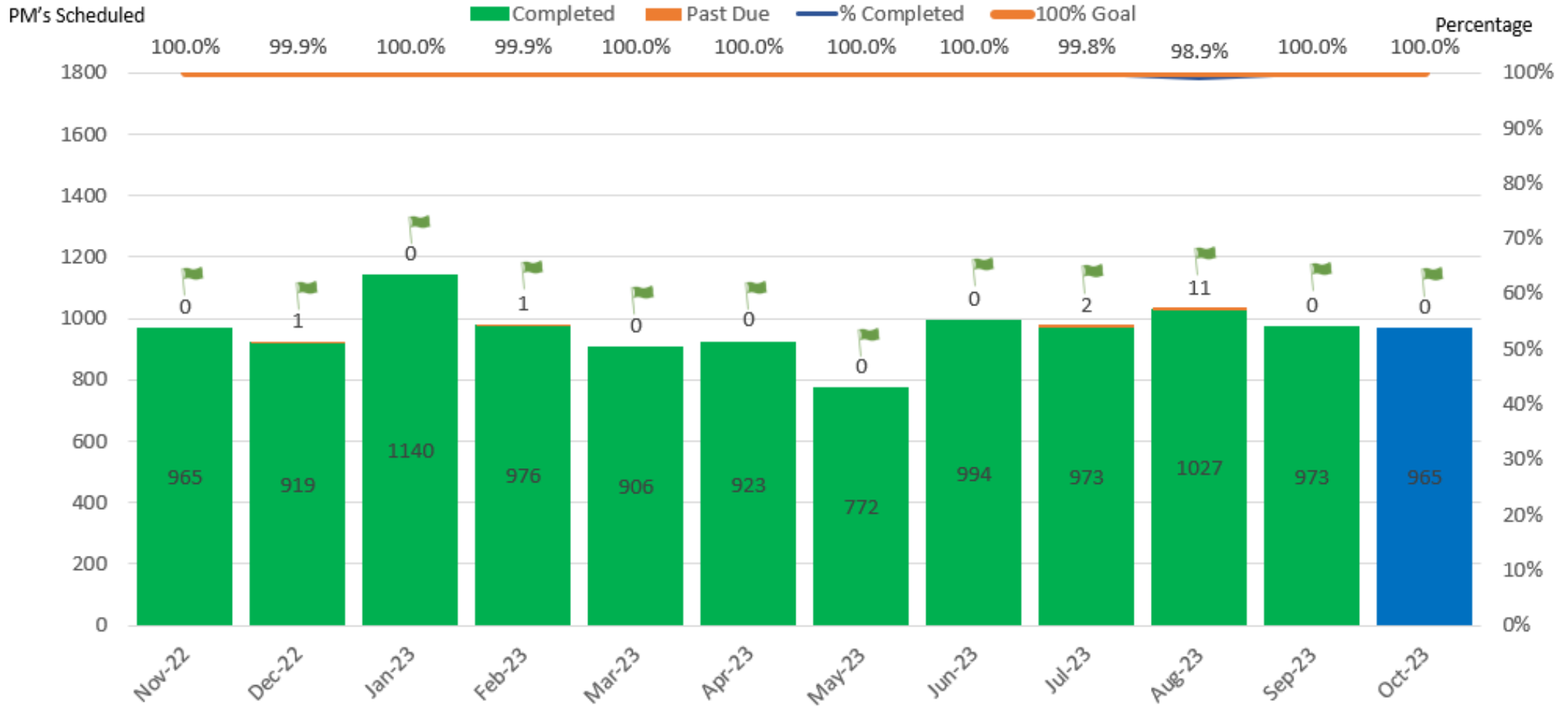
Two “Models” for Maintenance and Operations

- Service Providers
 - BANCRO - Veolia
 - NCRO - Pride
 - SRO - Pride
- Delegation Program
 - Imperial
 - Orange
 - Riverside



Service Provider Performance Report

Veolia BANCRO - Preventive Maintenance

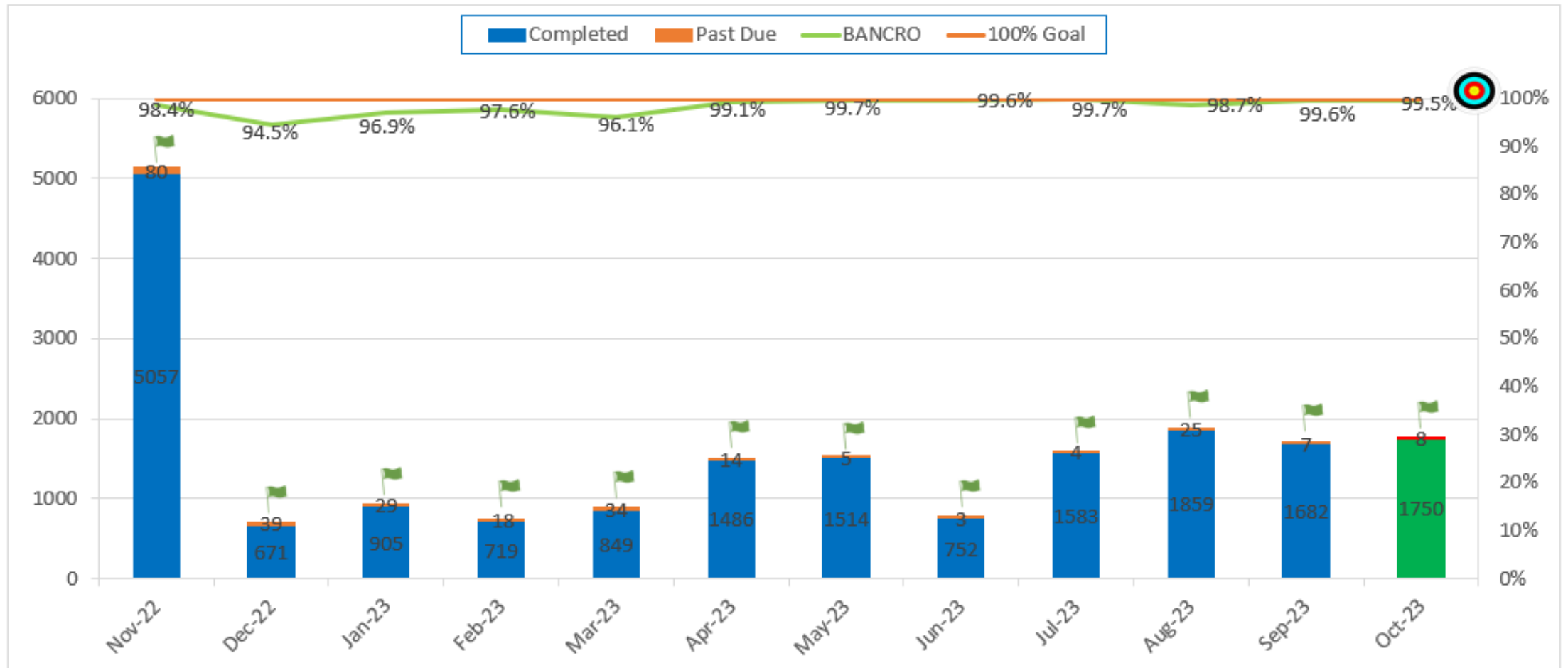


- 7%> Meets expectations
- 8-10% Needs improvement
- 11%+ Does not meet expectations

965 PM's Scheduled for October 2023

Report Run Date: 11/01/2023

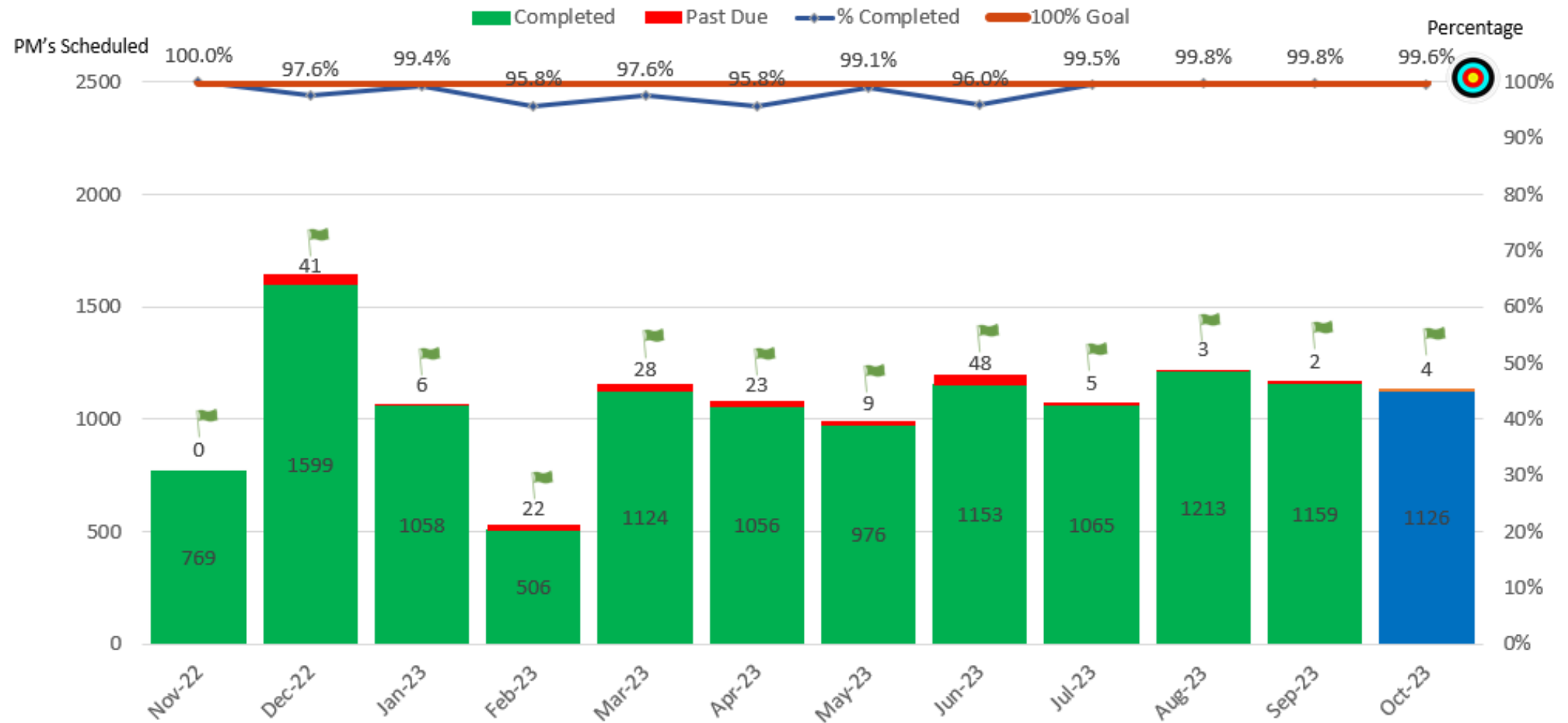
Veolia BANCRO – Past Due SWOs



- 7%+ Meets expectations
- 8-10% Needs improvement
- 11%+ Does not meet expectations

Enovity BANCRO	
Wednesday, November 1, 2023 Snapshot	
Open SWOs	1758
Past Due SWOs	8

Pride NCRO - Preventive Maintenance

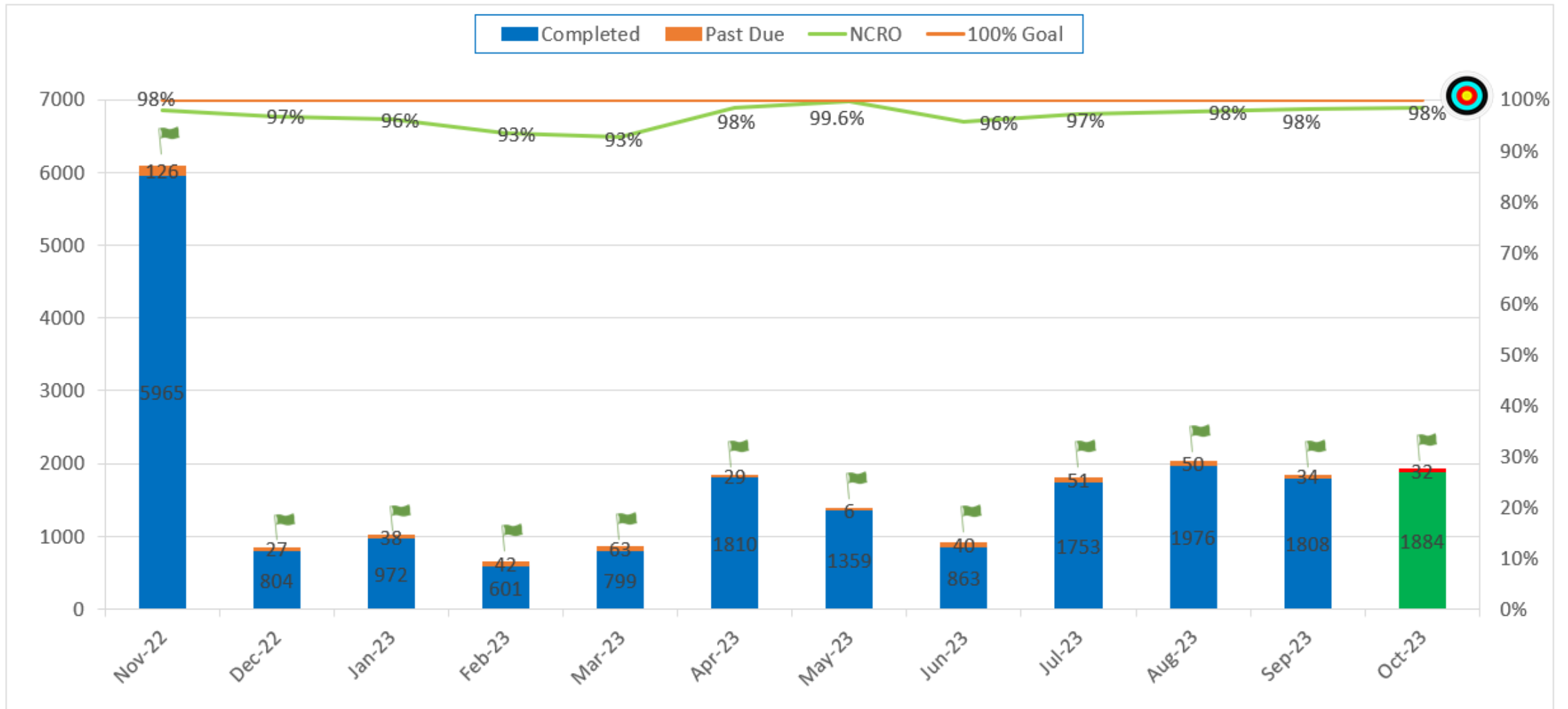


- 7%> Meets expectations
- 8-10% Needs improvement
- 11%+ Does not meet expectations

1,130 PM's Scheduled for October 2023

Report Run Date: 11/01/2023

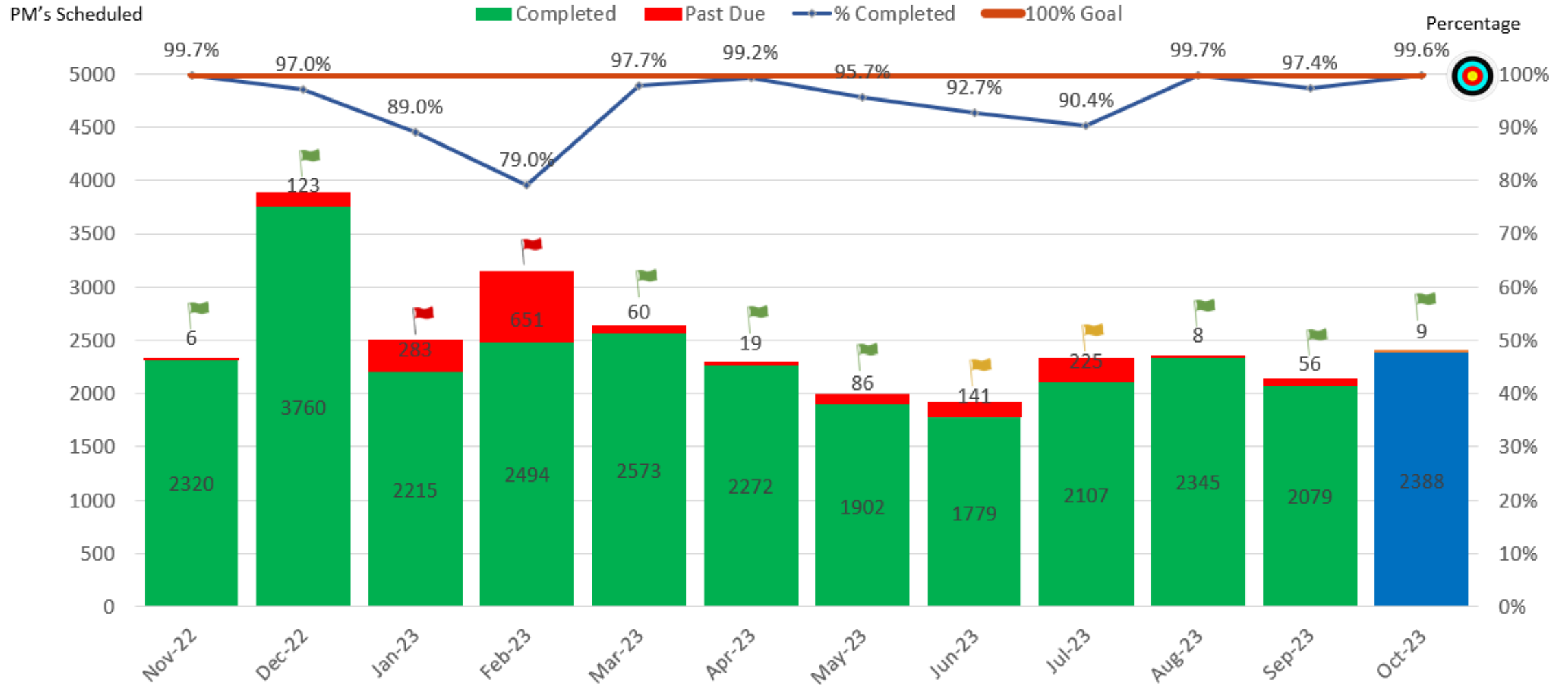
Pride NCRO – Past Due SWOs



- 7%> Meets expectations
- 8-10% Needs improvement
- 11%+ Does not meet expectations

PRIDE NCRO	
Wednesday, November 1, 2023 Snapshot	
Open SWOs	1916
Past Due SWOs	32

Pride SRO - Preventive Maintenance

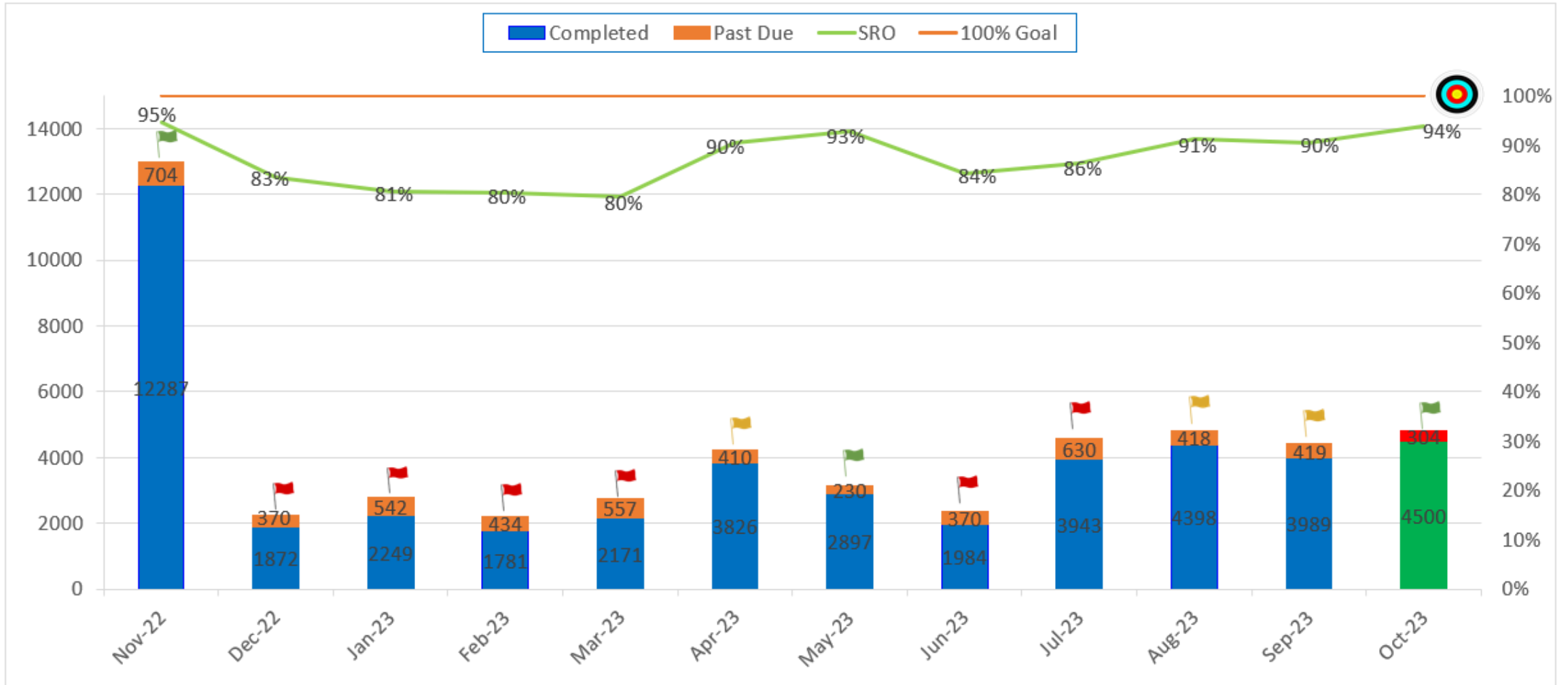


- 7%> Meets expectations
- 8-10% Needs improvement
- 11%+ Does not meet expectations

2,397 PM's Scheduled for October 2023

Report Run Date: 11/01/2023

Pride SRO – Past Due SWOs



- 7%> Meets expectations
- 8-10% Needs improvement
- 11%+ Does not meet expectations

PRIDE SRO	
Wednesday, November 1, 2023 Snapshot	
Open SWOs	4804
Past Due SWOs	304

Delegated Court Performance Report

Imperial Court - Preventive Maintenance

PM's Scheduled

Completed Past Due % Completed 95% Goal

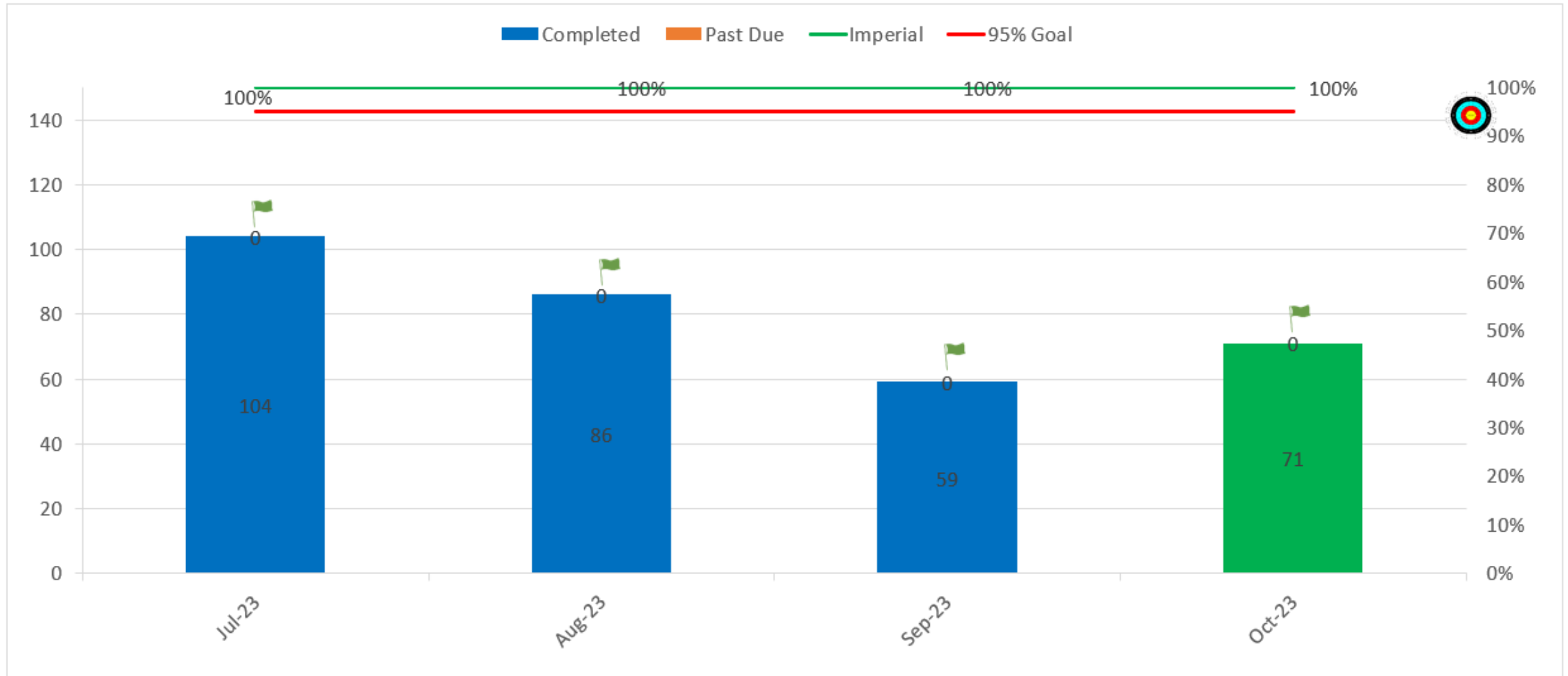


- 5% or less Meets expectations
- 6% + Does not meet expectations

45 PM's Scheduled for October 2023

Report Run Date: 11/01/2023

Imperial Court – Past Due SWOs



- 5% or less Meets expectations
- 6% + Does not meet expectations

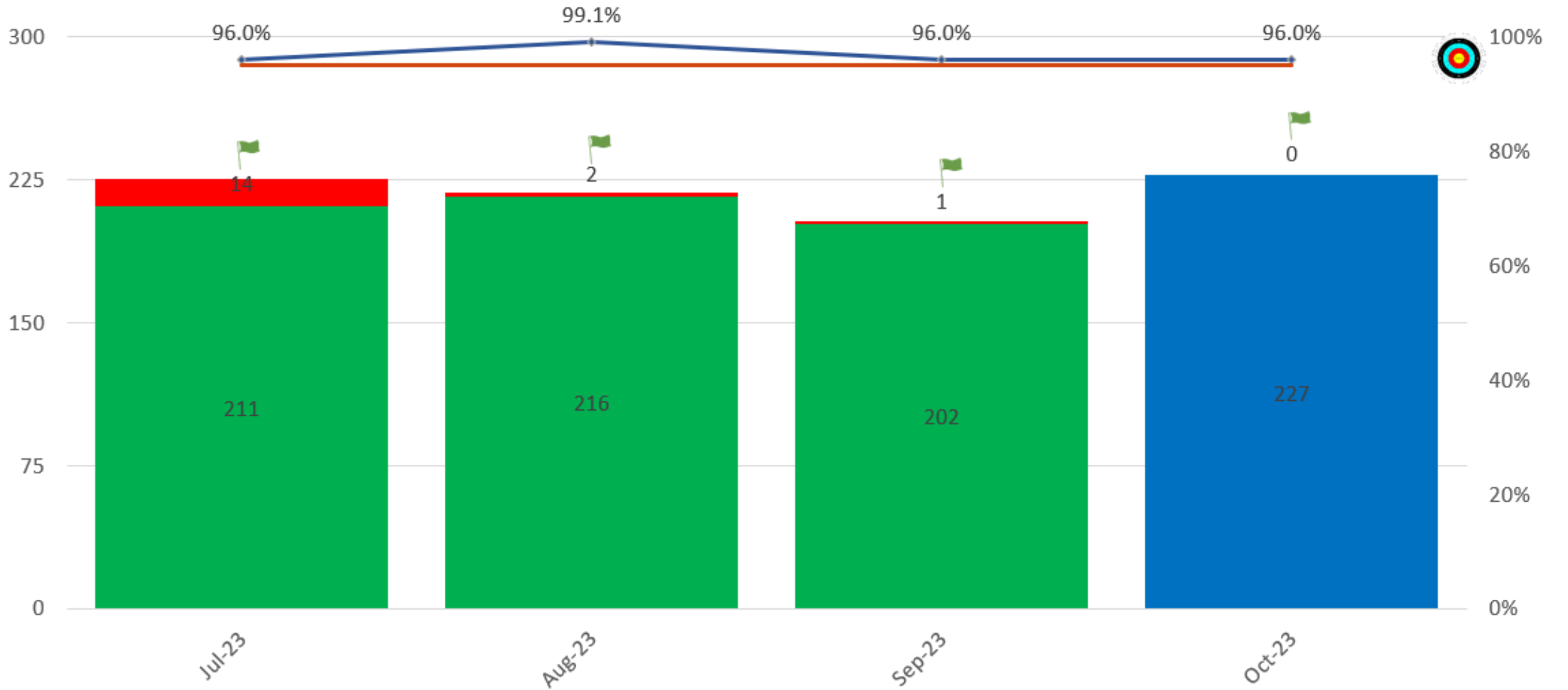
Imperial County	
Wednesday, November 1, 2023 Snapshot	
Open SWOs	71
Past Due SWOs	0

Orange Court - Preventive Maintenance

PM's Scheduled

Completed Past Due % Completed 95% Goal

Percentage

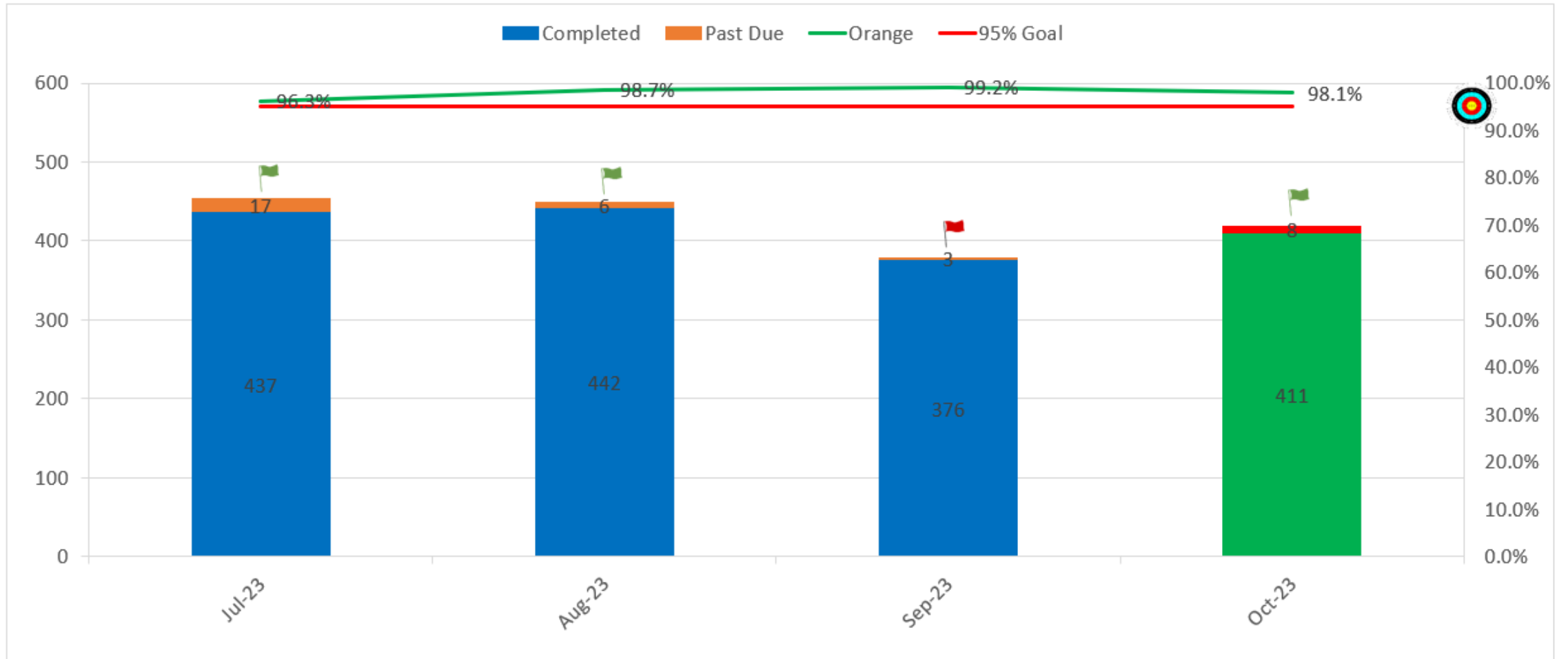




- 5% or less Meets expectations
- 6% + Does not meet expectations

227 PM's Scheduled for October 2023

Report Run Date: 11/01/2023

Orange Court – Past Due SWOs



-  5% or less Meets expectations
-  6% + Does not meet expectations

Orange County	
Wednesday, November 1, 2023 Snapshot	
Open SWOs	419
Past Due SWOs	8

Riverside Court - Preventive Maintenance



- 5% or less Meets expectations
- 6% + Does not meet expectations

245 PM's Scheduled for October 2023

Report Run Date: 11/01/2023

Riverside Court – Past Due SWOs



- 5% or less Meets expectations
- 6% + Does not meet expectations

Riverside County	
Wednesday, November 1, 2023	
Snapshot	
Open SWOs	396
Past Due SWOs	4

Meeting Calendar

Next Meeting

Meeting Date	Type of Meeting	Time
Monday, January 29, 2024	Sacramento	10:00-3:00
Monday, March 4, 2024	Virtual	12:00-1:30
Monday, April 8, 2024	Sacramento	10:00-3:00
Monday, May 20, 2024	San Francisco	10:00-3:00
Friday, July 19, 2024	Sacramento	10:00-3:00
Monday, August 26, 2024	Virtual	12:00-1:30
Friday, October 25, 2024	Courthouse tours 10/24/24 In person meeting 10/25/24 Location: tbd	08:30-4:00 10:00-3:00
Monday, December 2, 2024	Virtual	12:00-1:30

Adjourn to Closed Session

- Closing Discussions
- Chair Closing Comments