

Trial Court Facility Modification Advisory Committee Meeting

January 29, 2024



Call to Order and Roll Call

- Chair Call to Order and Opening Comments
- Roll Call
 - Trial Court Facility Modification Advisory Committee Chair
 - Trial Court Facility Modification Advisory Committee Members
 - Facilities Services Staff
 - Guests

Consent Calendar

- Minutes from open meeting on December 4, 2023

Director's Report

- FY 2024-25 Budget Update
- Compton Courthouse Update
- G\$MART Program
- EV Solar Update
- New Redding Courthouse O&M
- Staffing Updates

Action Item 1

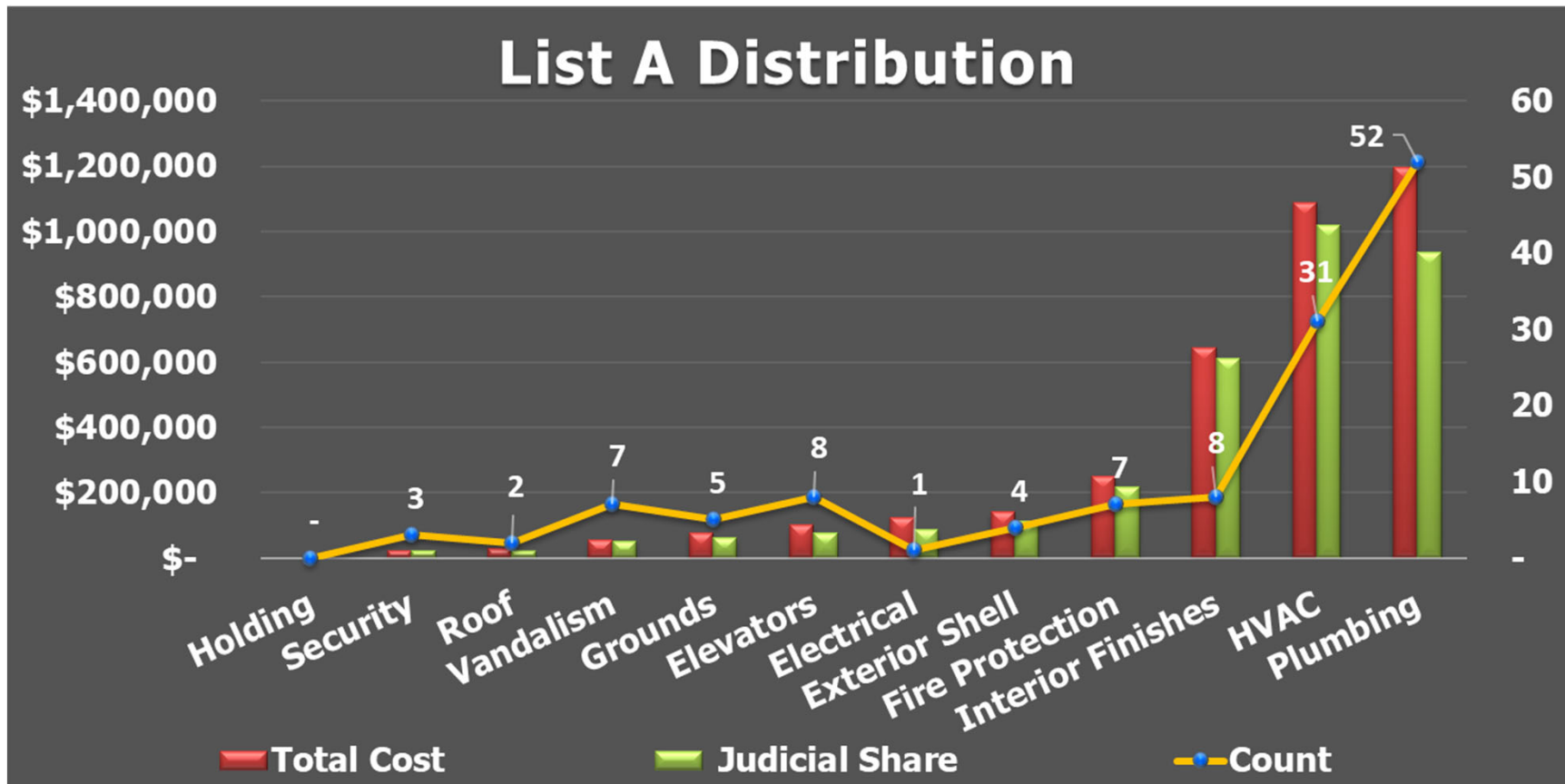
List A – Emergency Facility Modifications (Priority 1)

- There were 128 new P1 FMs this period
- Total estimated FM Program budget share is \$3,220,999

FY 23-24 P1 Budget Allocation	Prior Approvals for FY 23-24	Proposed Approvals	Remaining Balance
\$25,000,000	\$14,920,833	\$3,220,999	\$6,858,168

Action Item 1

List A – Emergency Facility Modifications (Priority 1)



Action Item 1

List A – Emergency Facility Modifications (Priority 1)

FM-2005158 Pasadena Courthouse – Electrical



Action Item 1

List A – Emergency Facility Modifications (Priority 1)

FM-2005722 County Records Center – HVAC



Action Item 1

List A – Emergency Facility Modifications (Priority 1)



FM-2005989 Los Angeles Van Nuys Courthouse West – Vandalism



Action Item 1

List A – Emergency Facility Modifications (Priority 1)

FM-2006105 East County Regional Center – Plumbing



Action Item 1

List A – Emergency Facility Modifications (Priority 1)

FM-2006110 Clara Shortridge Foltz Criminal Justice Center – Plumbing



Action Item 2

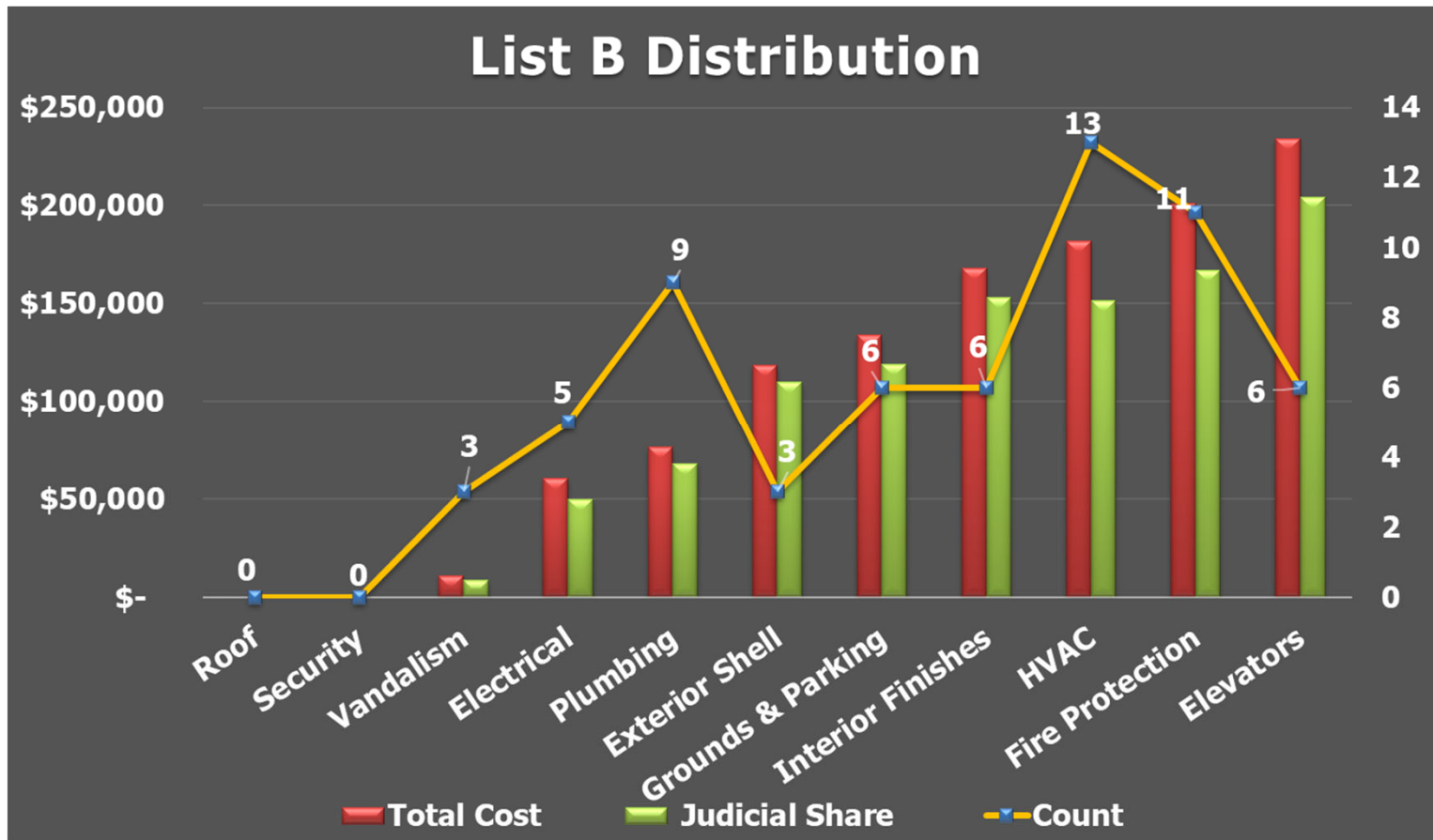
List B – Facility Modifications Under \$100K (Priority 2)

- There were 62 new P2 FMs under \$100K this period
- Total estimated FM Program budget share is \$1,031,198

FY 23-24 P2 Budget Allocation	Prior Approvals for FY 23-24	Proposed Approvals	Remaining Balance
\$7,500,000	\$5,523,609	\$1,031,198	\$945,193

Action Item 2

List B – Facility Modifications Under \$100K (Priority 2)



Action Item 2

List B – Facility Modifications Under \$100K (Priority 2)


FM-2005337 East County Regional Center – Interior Finishes



Action Item 2

List B – Facility Modifications Under \$100K (Priority 2)

FM-2005831 Norwalk Courthouse – HVAC



Action Item 2

List B – Facility Modifications Under \$100K (Priority 2)

FM-2005945 East County Regional Center – Fire Protection



Action Item 2

List B – Facility Modifications Under \$100K (Priority 2)

FM-2005949 North Justice Center – Exterior Shell



Action Item 2

List B – Facility Modifications Under \$100K (Priority 2)

FM-2006092 Compton Courthouse – Grounds & Parking Lot



Action Item 3

List C – Cost Increases Over \$50K

- Impacts 7 FM projects
- Total FM Value - \$764,676
- Program Budget Impact - \$648,828

Action Item 3

List C – Cost Increases Over \$50K

Humboldt County Courthouse (Eureka) – FM-0067253 - HVAC

County	Building	Bldg. ID	FM ID	Original Funded Cost	Current Cost Estimate	Amount of Increase
Humboldt	Humboldt County Courthouse (Eureka)	12-A1	FM-0067253	\$ 87,577	\$ 136,046	\$ 136,046
Reason for Increase: The original funds reverted due to an internal issue with the invoicing. Additional funds are required for replacement of (4) MCC panels and fire panel connection upgrades. These additions were code requirements missed in the original design.						
Notes: FM Program Budget Share is 100%, therefore cost increase to FM Budget is \$136,046.						

Action Item 3

List C – Cost Increases Over \$50K

Paso Robles Courthouse – FM-2001238 - Roof

County	Building	Bldg. ID	FM ID	Original Funded Cost	Current Cost Estimate	Amount of Increase
San Luis Obispo	Paso Robles Courthouse	40-J1	FM-2001238	\$ 487,413	\$ 601,820	\$ 114,407
Reason for Increase: A cost increase is required due to unforeseen conditions encountered on the project. Additions to the project include metal strip reinforcement, revision to vapor barrier, new roof hatch guardrail, repairs to the thin brick parapet wall/stucco, and repairs to the mechanical unit flashing.						
Notes: FM Program Budget Share is 100%, therefore cost increase to FM Budget is \$114,407.						

Action Item 3

List C – Cost Increases Over \$50K

Clara Shortridge Foltz Criminal Justice Center – FM-2003216 - Plumbing

County	Building	Bldg. ID	FM ID	Original Funded Cost	Current Cost Estimate	Amount of Increase
Los Angeles	Clara Shortridge Foltz Criminal Justice Center	19-L1	FM-2003216	\$ 134,921	\$ 212,768	\$ 77,847
<p>Reason for Increase: The initial estimate for this P1 did not include all costs for the project. Areas impacted were significantly higher than observed. Additional work include replacing (178) 1 x 1 ft ceiling tiles, 1,470 SF of carpet, (1) 6 inch cast iron 90 degree fitting, 6 LF of 6 inch piping, and (2) 6 inch couplings. Extract water from 2,330 SF of hard surface. Erect (1) 40 x 80 x 11 ft, (1) 13 x 3 x 8 ft, (1) 50 x 50 x 10 ft, and (1) 6 x 30 x 8 ft containment, and (1) 90 x 90 inch critical barrier.</p> <p>Notes: FM Program Budget Share is 68.79%, therefore cost increase to FM Budget is \$53,551.</p>						

Action Item 3

List C – Cost Increases Over \$50K

Airport Courthouse – FM-2005597 - Plumbing

County	Building	Bldg. ID	FM ID	Original Funded Cost	Current Cost Estimate	Amount of Increase
Los Angeles	Airport Courthouse	19-AU1	FM-2005597	\$ 199,584	\$ 383,379	\$ 183,795

Reason for Increase: The initial estimate for this P1 did not include all costs for the project. It was initially observed that the impacted area was from the 10th to the 8th floor. It was determined during the project to have reached down to the 6th floor. The cost increase include additional work of extracting grey water, (1) 6 x 7 x 9 ft and (1) 7 x 14 x 14 ft containment, 71 axial fans, 38 dehumidifiers, 55 HEPA AFD, 33 water collectors, (5) extractor carpet cleaners, and (6) floor scrubber and pads.

Notes: FM Program Budget Share is 77.17%, therefore cost increase to FM Budget is \$141,834.

Action Item 3

List C – Cost Increases Over \$50K

San Fernando Courthouse – FM-2005762 - Roof

County	Building	Bldg. ID	FM ID	Original Funded Cost	Current Cost Estimate	Amount of Increase
Los Angeles	San Fernando Courthouse	19-AC1	FM-2005762	\$ 40,000	\$ 96,474	\$ 56,474

Reason for Increase: The initial estimate for this P1 did not include all the costs for the project. Additional remediation and equipment were required as (1) other courtroom was affected by the leak. Additional work included (1) HEPA Air Filtration Device, (1) carpet cleaner, (1) HEPA vacuum, (1) dehumidifier, (1) axial fan, (2) water collection barrel, (1) moisture meter, (1) thermal camera, (1) 12 x 12 ft water diverter. Cleaned, dried, and sanitized additional 450 SF of hard surfaces. Repair/primer/paint an additional 20 SF of drywall.

Notes: FM Program Budget Share is 83.41%, therefore cost increase to FM Budget is \$47,105.

Action Item 3

List C – Cost Increases Over \$50K

North County Regional Center - Annex – FM-2004666 – HVAC

County	Building	Bldg. ID	FM ID	Original Funded Cost	Current Cost Estimate	Amount of Increase
San Diego	North County Regional Center - Annex	37-F3	FM-2004666	\$ 107,300	\$ 178,840	\$ 71,540
Reason for Increase: The original estimate did not include 12 additional pressure relief valves (PRV) and 120 LF of 3/4 inch chilled water corroded copper line to the 12 VAV boxes. The condition of these parts was unforeseen until after the project began. Environmental oversight and survey required for additional work.						
Notes: FM Program Budget Share is 100%, therefore cost increase to FM Budget is \$71,540.						

Action Item 3

List C – Cost Increases Over \$50K

East County Regional Center – FM-2003217 - Electrical

County	Building	Bldg. ID	FM ID	Original Funded Cost	Current Cost Estimate	Amount of Increase
San Diego	East County Regional Center	37-I1	FM-2003217	\$ 488,262	\$ 612,829	\$ 124,567

Reason for Increase: A cost increase is required for the following additions to the project due to unforeseen existing conditions that were not shown on the as-built drawings. Re-routing of the new electrical conduit, adding new seismic bracing, and additional survey and ACM testing performed by Environmental Hygienist.

Notes: FM Program Budget Share is 67.71%, therefore cost increase to FM Budget is \$84,344.

Action Item 4

List D – Facility Modifications over \$100K (Priority 2)

- Impacts 8 FM projects
- Total FM Value - \$3,672,801
- Program Budget Impact - \$3,507,192

Action Item 5

2024 TCFMAC Annual Agenda

- Refer to meeting materials for draft 2024 TCFMAC Annual Agenda

Action Item 6

Trial Court Facility Modifications Report for Q1 of FY 2023–24

- Refer to meeting materials for FY 2023–24 Q2 report

Action Item 7

Fiscal Year 2025–26 Budget Change Concepts

Requesting approval for 10 budget change concepts to submit for funding to the Judicial Branch Budget Committee.

Action Item 7

Fiscal Year 2025–26 Budget Change Concepts

- Increase to San Diego Hall of Justice Facility Modification
- Funding for Facilities Program Support
- O&M funding for existing Trial Court portfolio
- Funding for Facility Modification Prioritization
- Funding for Waterborne Pathogen Management Program Implementation
- Funding for Trial Court Physical Security Assessment and Evaluation
- Funding for Trial Court Deferred Maintenance
- Water Conservation and Leak Detection Measures
- Energy Efficiency Retrofits for Suboptimal Buildings
- Electrical Power Systems Equipment Arc-Flash Study and Hazard Info Labeling Implementation

Discussion Item 1

List E – Court Funded Requests

Approved CFRs:

1. Butte – (FM) Butte County Courthouse - \$35,000
2. Butte – (FM) Butte County Courthouse - \$15,000
3. Butte – (FM) North Butte County Courthouse - \$50,000
4. Los Angeles – (FM) Multiple - \$7,300,000
5. Los Angeles – (FM) Multiple - \$1,000,000
6. Los Angeles – (FM) Multiple - \$800,000
7. Los Angeles – (FM) Multiple - \$ 2,870,000

Discussion Item 1

List E – Court Funded Requests

Approved CFRs:

8. Los Angeles – (FM) Multiple - \$2,000,000
9. Los Angeles – (FM) Multiple - \$12,469,000
10. Los Angeles – (FM) Multiple - \$8,000,000
11. Los Angeles – (FM) Multiple - \$810,000
12. Los Angeles – (FM) Multiple - \$415,000
13. Los Angeles – (FM) Multiple - \$500,000
14. Los Angeles – (FM) Multiple - \$3,316,344

Discussion Item 1

List E – Court Funded Requests

Approved CFRs:

15.Los Angeles – (FM) Multiple - \$3,400,000

16.Los Angeles – (FM) Multiple - \$400,000

17.Los Angeles – (FM) Multiple - \$648,000

18.Los Angeles – (FM) Multiple - \$2,640,000

19.Los Angeles – (FM) Burbank Courthouse - \$157,000

20.Merced – (FM) New Merced Courthouse/N Street Building -
\$31,638

Discussion Item 1

List E – Court Funded Requests

Approved CFRs:

21. Merced – (FM) Iris Garrett Juvenile Justice Correctional Complex - \$60,000

22. Napa – (FM) Historic Courthouse - \$13,603

23. Sacramento – (Lease) Records Center - \$1,982,881

There were no cancelled CFRs in this reporting period.

Discussion Item 2

List F – Funded FMs on Hold

- FMs on Hold for Shared Cost Approval
 - 1 Project
 - \$2,707,739 JCC Share

Discussion Item 3

Facilities Maintenance Performance Report

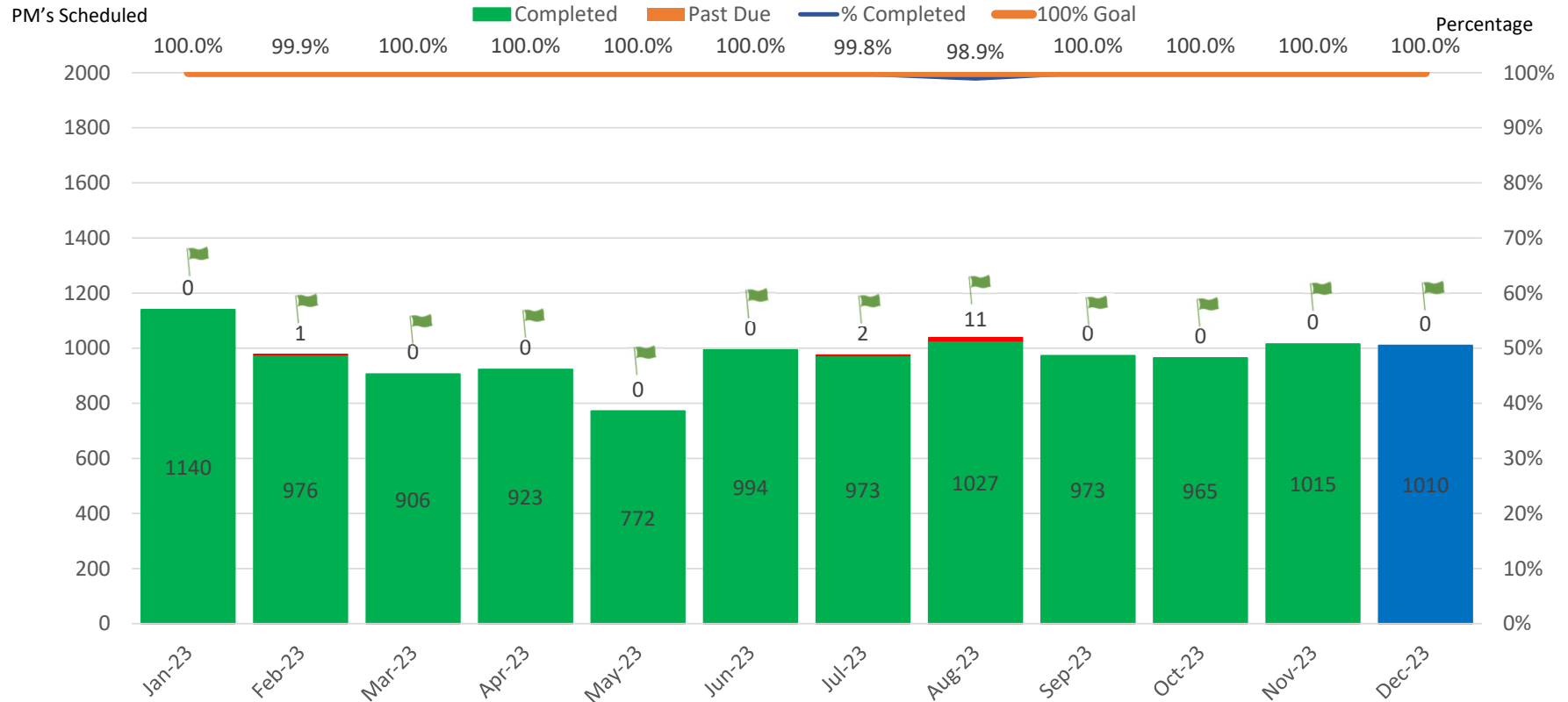
Two “Models” for Maintenance and Operations

- Service Providers
 - BANCRO - Veolia
 - NCRO - Pride
 - SRO - Pride
- Delegation Program
 - Imperial
 - Orange
 - Riverside



Service Provider Performance Report

Veolia BANCRO - Preventive Maintenance

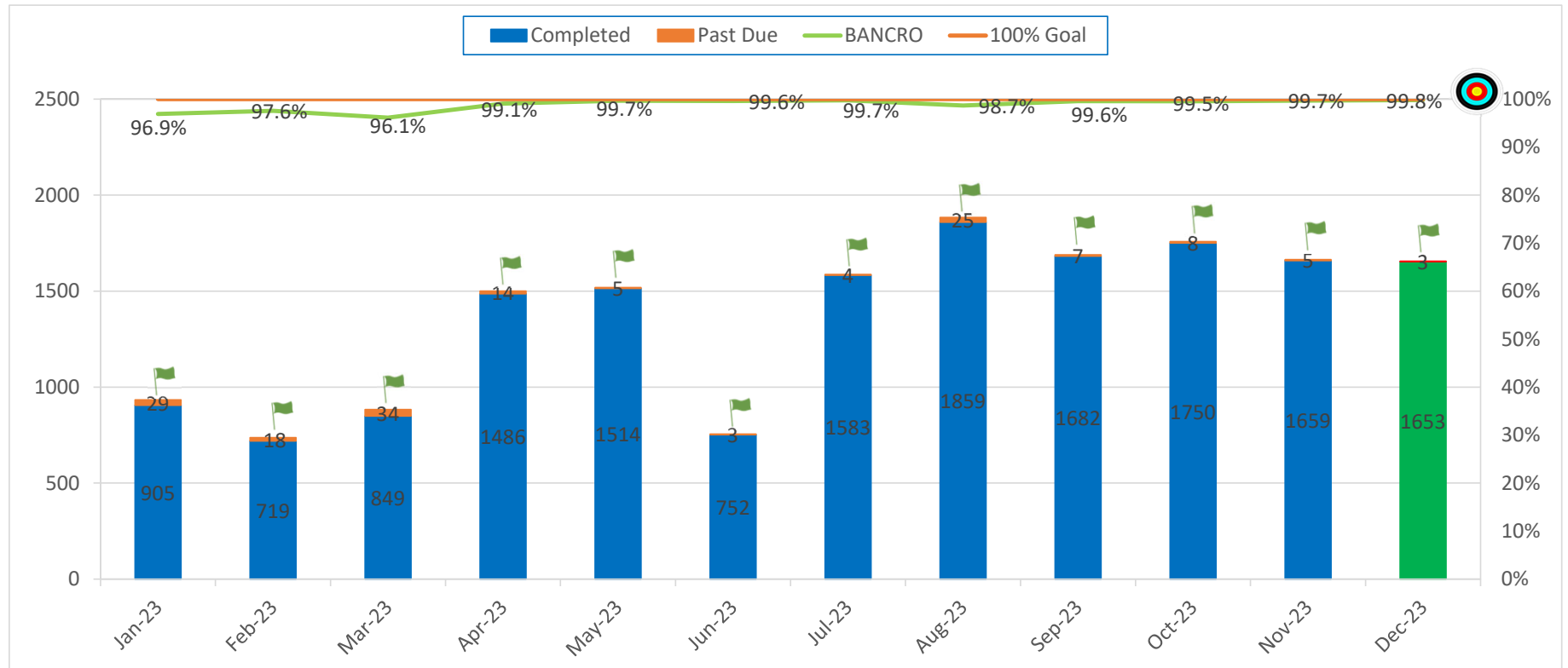


- 7%+ Meets expectations
- 8-10% Needs improvement
- 11%+ Does not meet expectations

1010 PM's Scheduled for December 2023

Report Run Date: 01/02/2024

Veolia BANCRO – Past Due SWOs



- 7%+ Meets expectations
- 8-10% Needs improvement
- 11%+ Does not meet expectations

Enovity BANCRO	
Tuesday, January 2, 2024 Snapshot	
Open SWOs	1656
Past Due SWOs	3

Pride NCRO - Preventive Maintenance

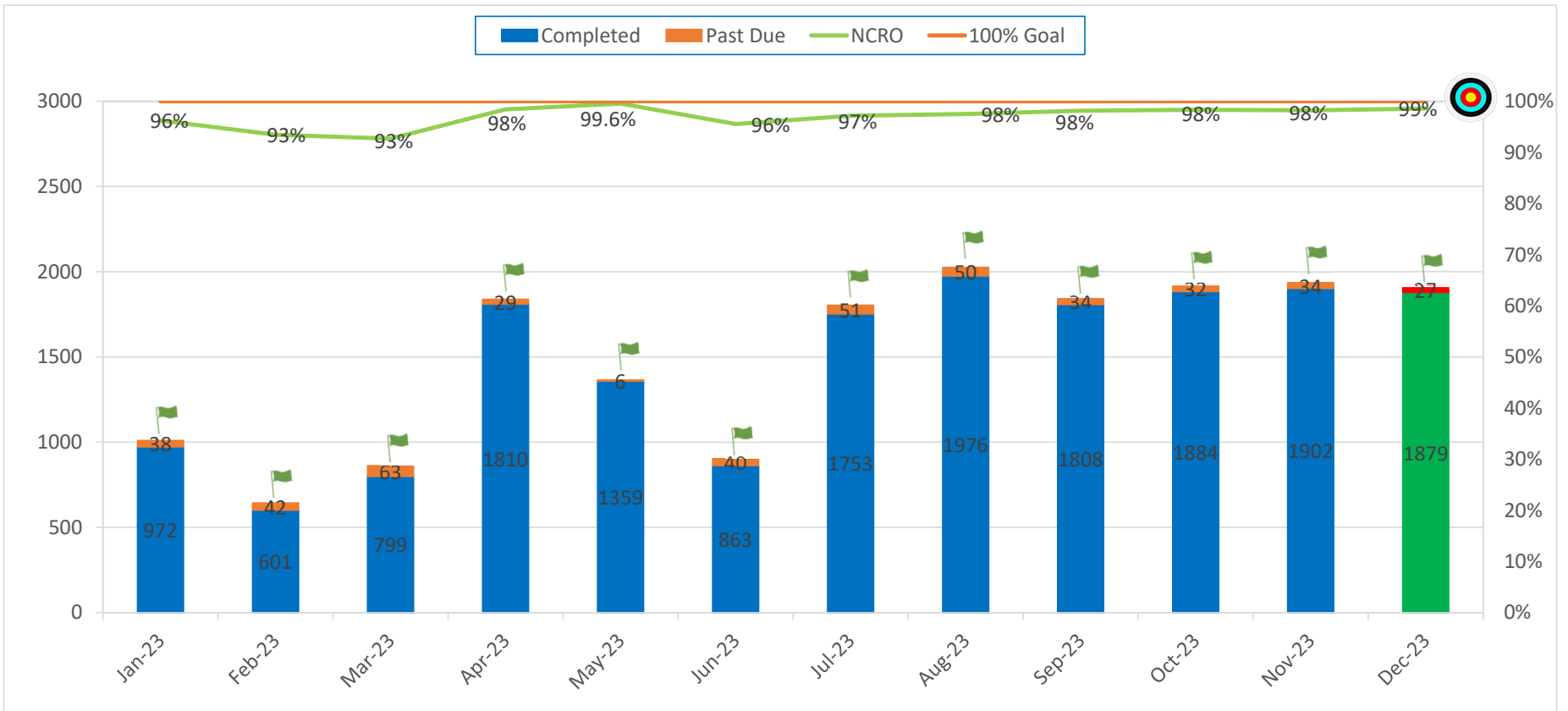


- 7%+ Meets expectations
- 8-10% Needs improvement
- 11%+ Does not meet expectations

1159 PM's Scheduled for December 2023

Report Run Date: 01/02/2024

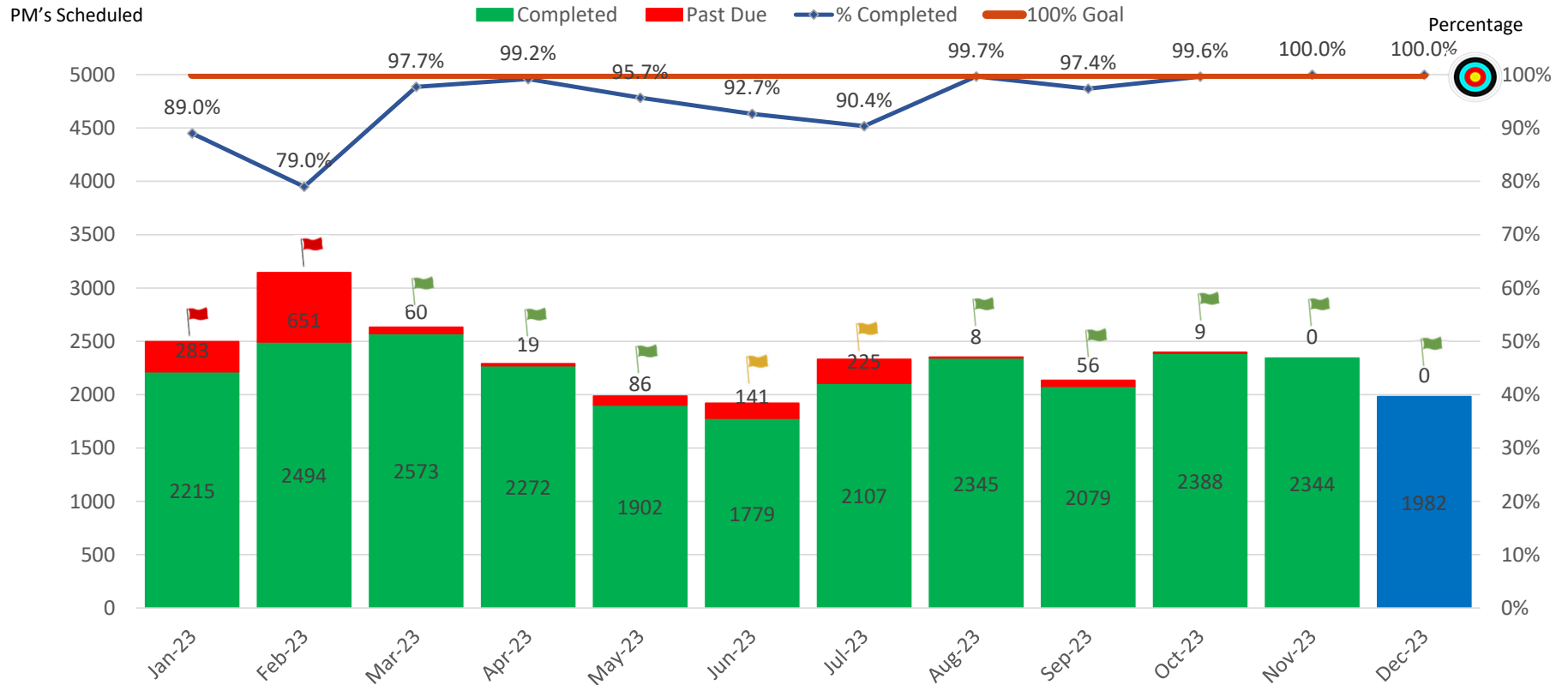
Pride NCRO – Past Due SWOs



- 7%> Meets expectations
- 8-10% Needs improvement
- 11%+ Does not meet expectations

PRIDE NCRO	
Tuesday, January 2, 2024 Snapshot	
Open SWOs	1906
Past Due SWOs	27

Pride SRO - Preventive Maintenance

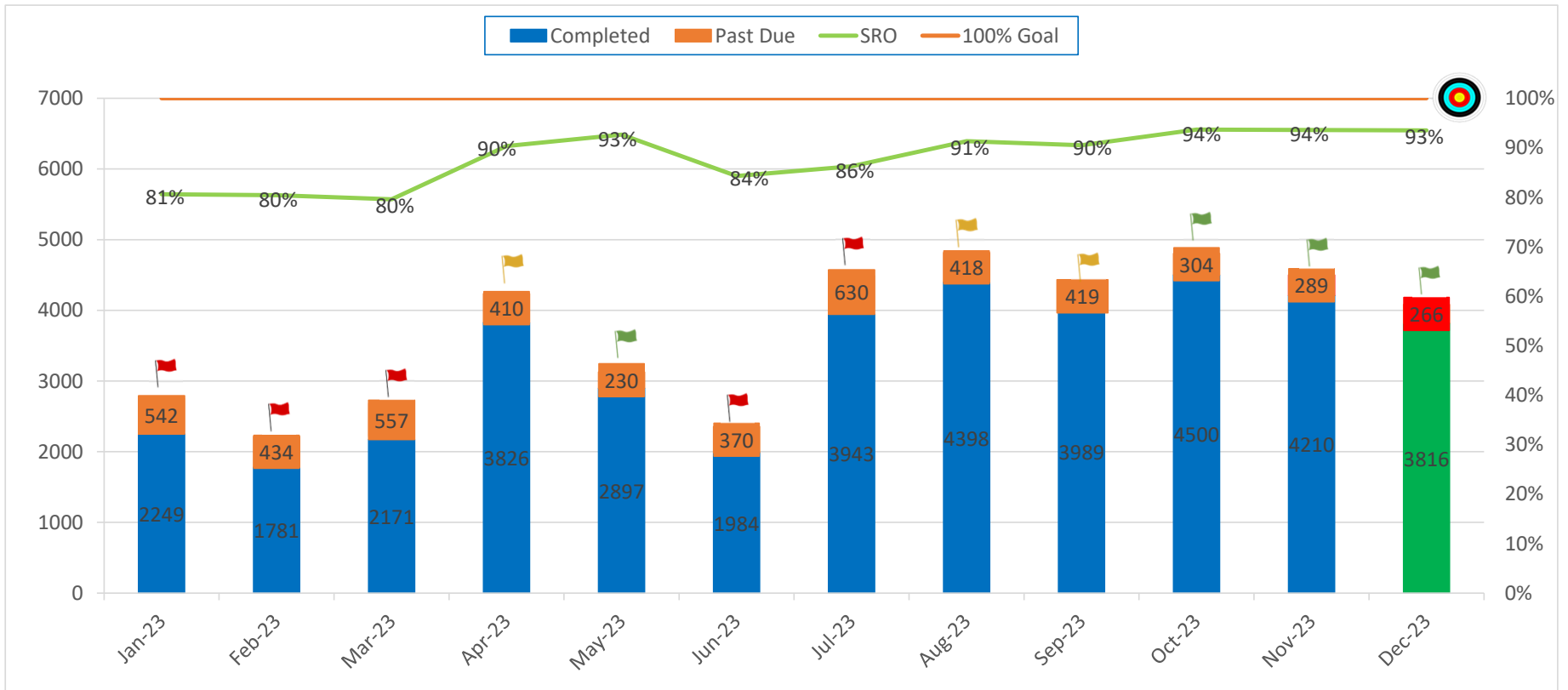


- 7%+ Meets expectations
- 8-10% Needs improvement
- 11%+ Does not meet expectations

1982 PM's Scheduled for December 2023

Report Run Date: 01/02/2024

Pride SRO – Past Due SWOs

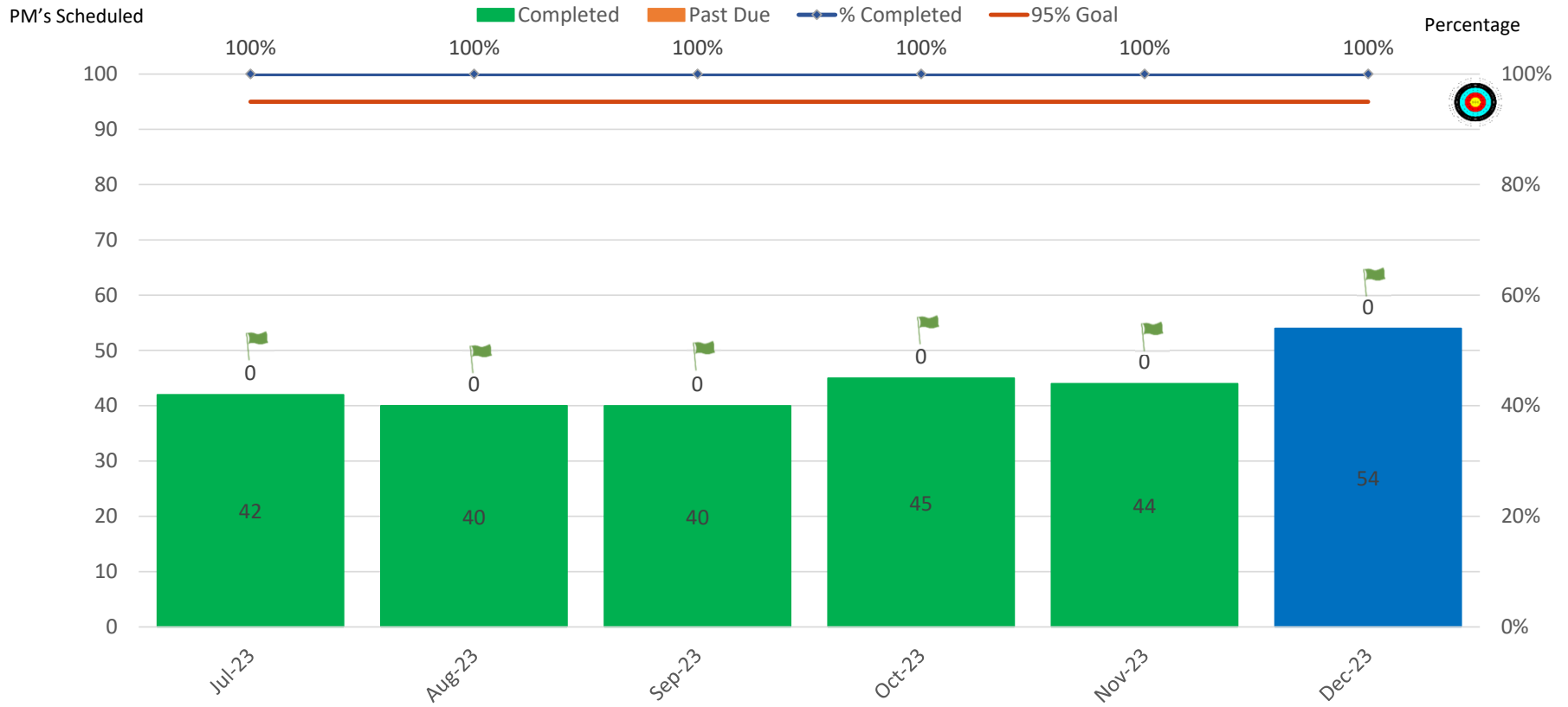




- 7%> Meets expectations
- 8-10% Needs improvement
- 11%+ Does not meet expectations

PRIDE SRO	
Tuesday, January 2, 2024 Snapshot	
Open SWOs	4082
Past Due SWOs	266

Delegated Court Performance Report

Imperial Court - Preventive Maintenance

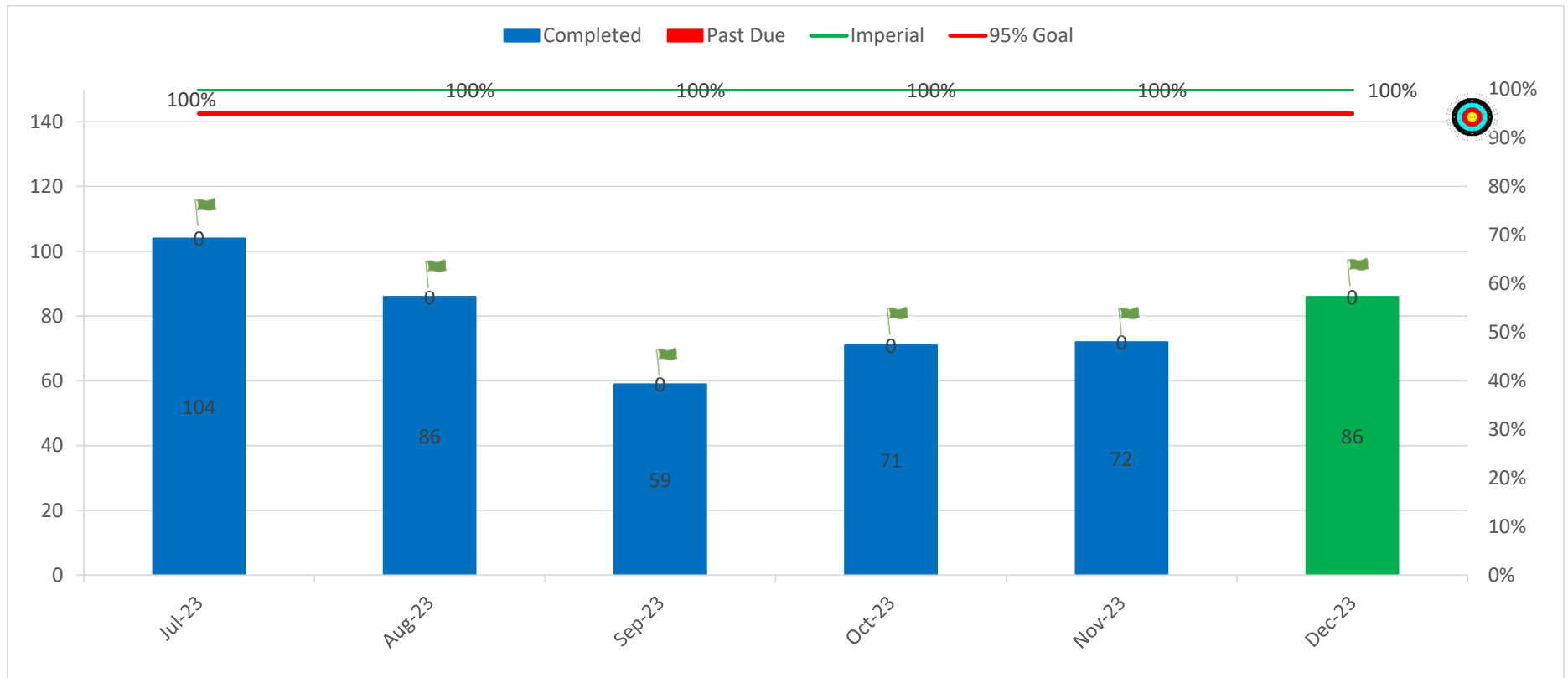


-  5% or less Meets expectations
-  6% + Does not meet expectations

54 PM's Scheduled for December 2023

Report Run Date: 01/02/2024

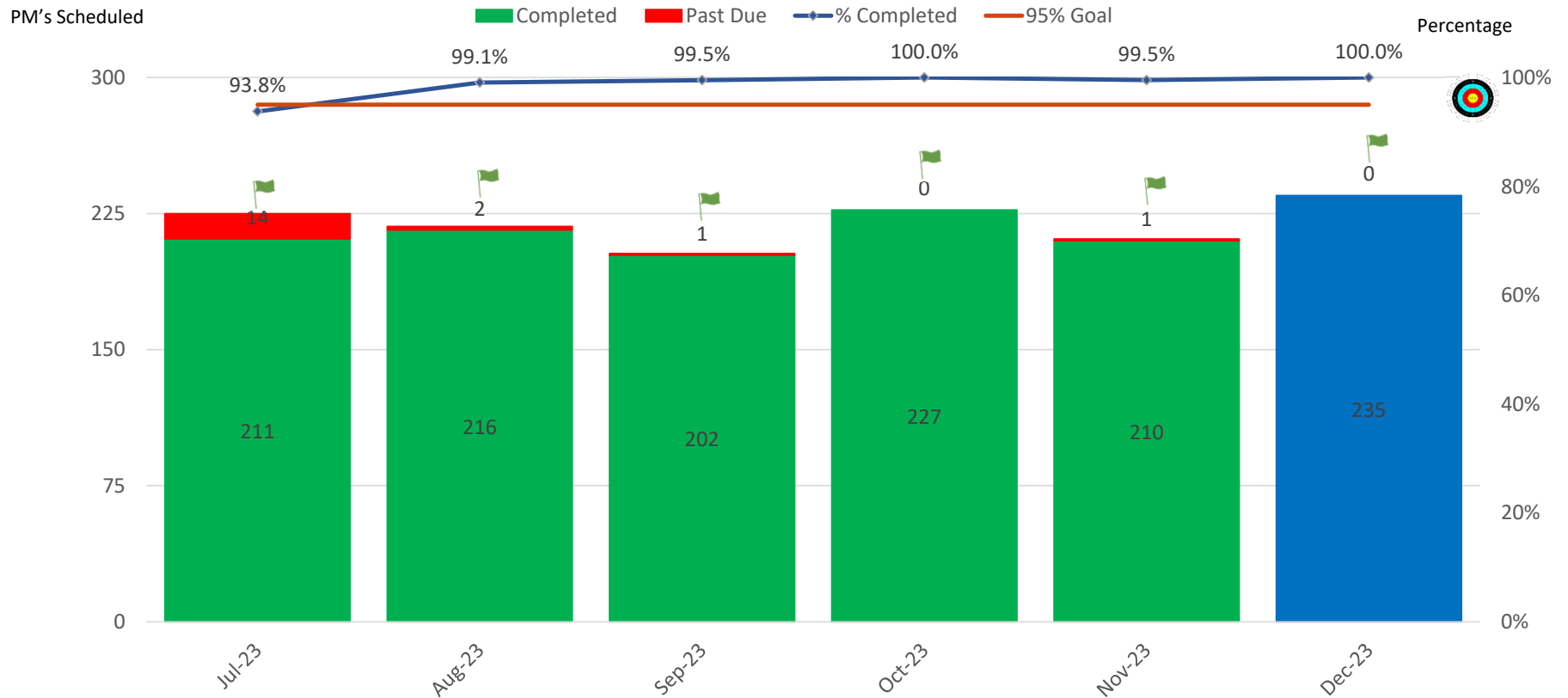
Imperial Court – Past Due SWOs



- 5% or less Meets expectations
- 6% + Does not meet expectations

Imperial County	
Tuesday, January 2, 2024 Snapshot	
Open SWOs	86
Past Due SWOs	0

Orange Court - Preventive Maintenance

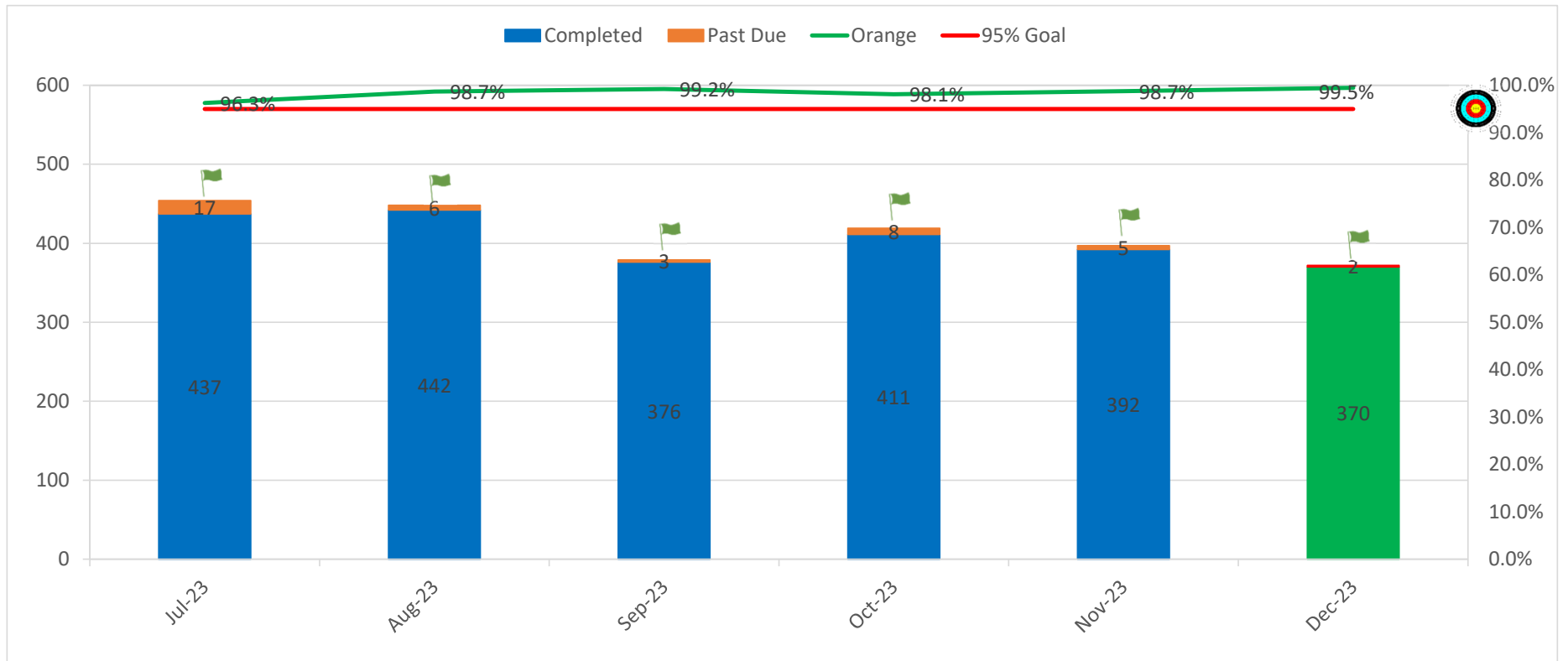




■ 5% or less Meets expectations
■ 6% + Does not meet expectations

235 PM's Scheduled for December 2023

Report Run Date: 01/02/2024

Orange Court – Past Due SWOs



-  5% or less Meets expectations
-  6% + Does not meet expectations

Orange County	
Tuesday, January 2, 2024 Snapshot	
Open SWOs	372
Past Due SWOs	2

Riverside Court - Preventive Maintenance

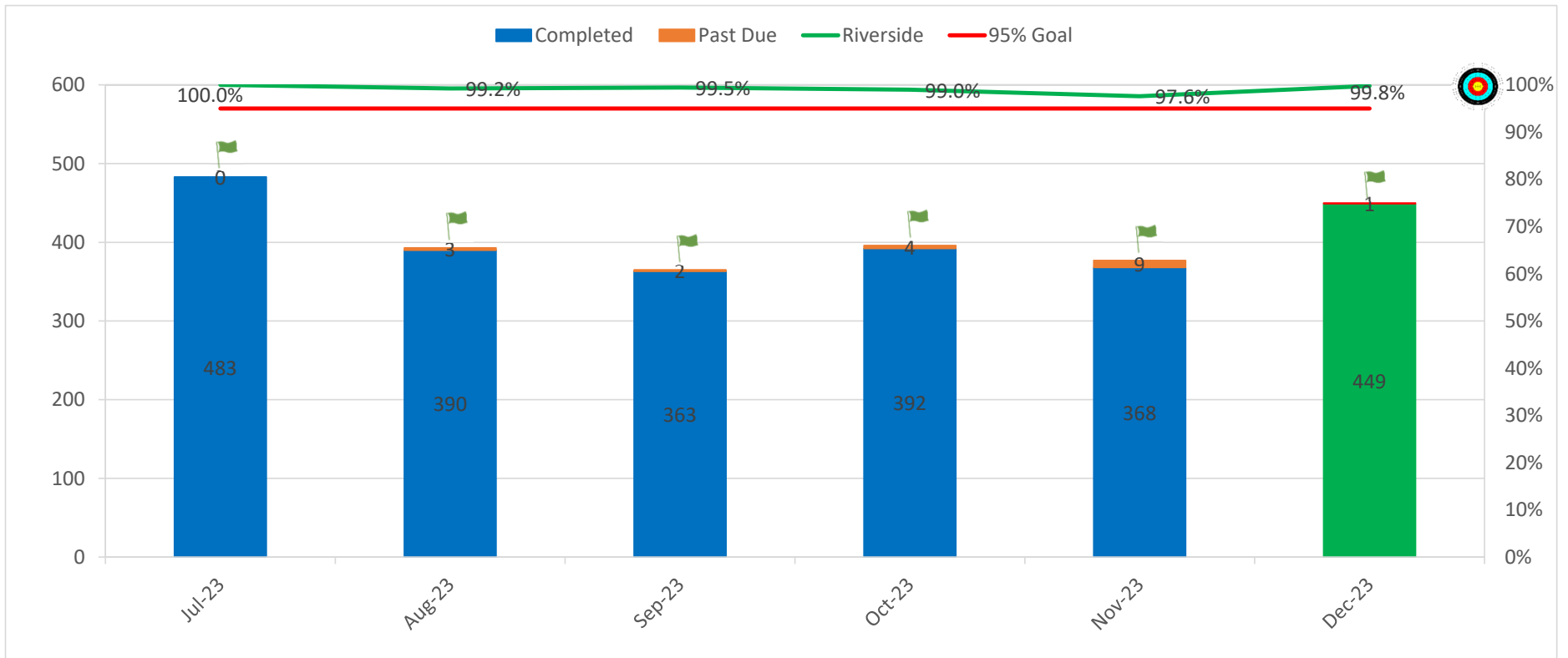


5% or less Meets expectations
 6% + Does not meet expectations

297 PM's Scheduled for December 2023

Report Run Date: 01/02/2024

Riverside Court – Past Due SWOs



- 5% or less Meets expectations
- 6% + Does not meet expectations

Riverside County	
Tuesday, January 2, 2024 Snapshot	
Open SWOs	450
Past Due SWOs	1

Discussion Item 4

Trial Court Real Estate Portfolio Expense & Revenue Report

FY 2023-24 – Lease & License Expense Forecast

Expenses by Fund	No. of Agreements	Square Footage	Projected Expenses
Court Facilities Trust Fund (CFTF)	59	803,619	\$ 17,753,905
Trial Court Trust Fund (TCTF)	13	71,445	\$ 1,527,081
General Fund (GF)	1	43,407	\$ 1,301,307
State Court Facilities Construction Fund (SCFCF)	1	2,000	\$ 7,600
No Fee Agreements	26	95,104	\$ -
Total	100	1,015,575	\$ 20,589,892

Discussion Item 4

Trial Court Real Estate Portfolio Expense & Revenue Report

FY 2023-24 – Lease & License Revenue Forecast

Fund	No. of Agreements	Square Footage	Projected Revenue
Court Facilities Trust Fund (CFTF)	88	120,223	\$ 1,994,800
State Court Facilities Construction Fund (SCFCF)	7	1,083	\$ 48,658
No Fee Agreements	150	67,804	\$ -
Total	245	189,110	\$ 2,043,458

Discussion Item 4

Trial Court Real Estate Portfolio Expense & Revenue Report

FY 2023-24 - Number of Agreements by Court

Court	No. of Expense Agreements	Projected Expenses	No. of Revenue Agreements	Projected Revenue
Alameda	2	\$0	7	\$56,431
Butte	1	\$0		
Calaveras			2	\$0
Contra Costa	2	\$608,185	12	\$49,968
El Dorado			1	\$0
Fresno	3	\$986,445	2	\$40,278
Glenn	3	\$88,146		
Imperial			3	\$6,424
Inyo	4	\$111,225		
Kern	6	\$1,168,862	1	\$42,371
Kings			2	\$3,908
Lake	2	\$35,240		
Los Angeles	10	\$4,257,004	126	\$1,445,860
Madera			1	\$0
Marin	1	\$0		
Mariposa	6	\$89,451		
Mendocino	1	\$0	1	\$0
Merced	3	\$136,723	4	\$0
Mono	1	\$0		
Monterey	2	\$104,153	2	\$70,069
Napa	1	\$0		
Nevada	1	\$35,742		
Orange	4	\$1,597,605	26	\$16,066

Discussion Item 4

Trial Court Real Estate Portfolio Expense & Revenue Report

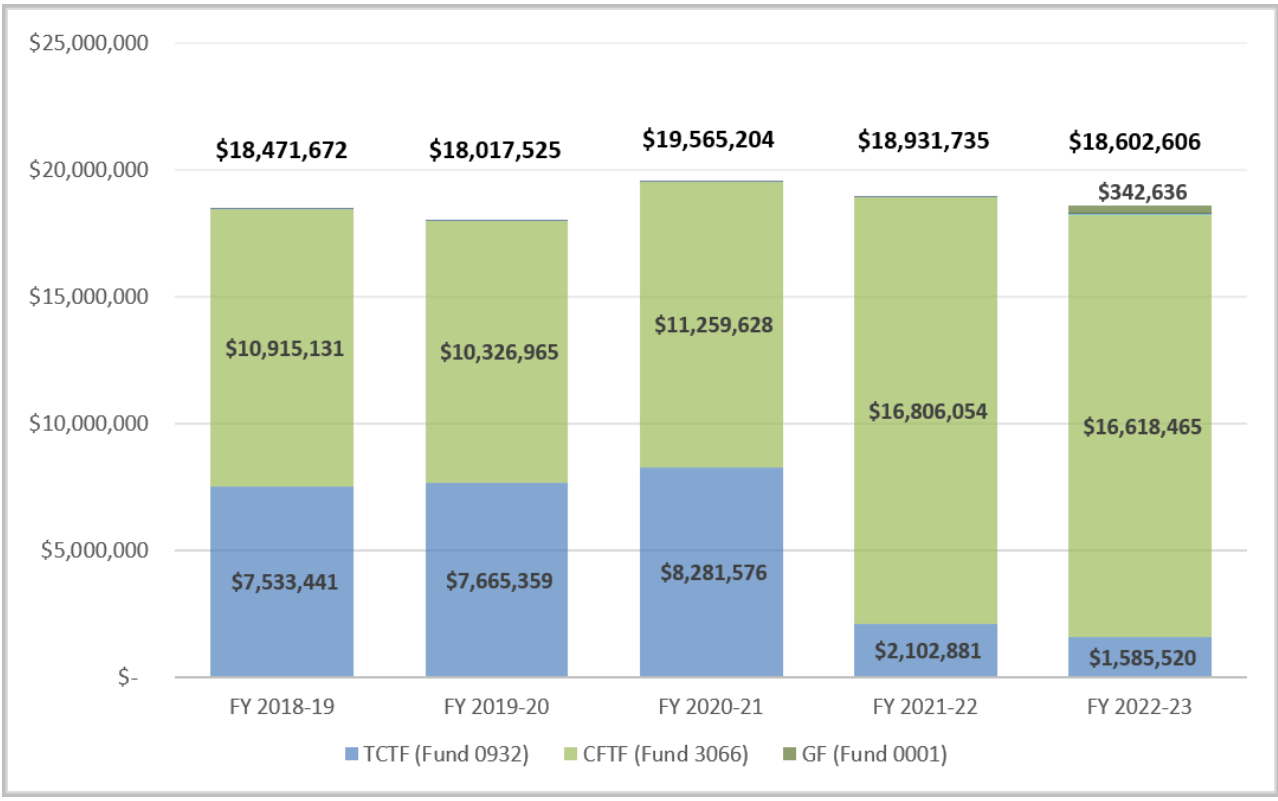
FY 2023-24 - Number of Agreements by Court

Court	No. of Expense Agreements	Projected Expenses	No. of Revenue Agreements	Projected Revenue
Placer	1	\$121,317	1	\$0
Riverside	6	\$773,121	2	\$7,306
Sacramento	4	\$5,582,434	5	\$0
San Bernardino	12	\$653,806	8	\$9,624
San Diego	2	\$185,635	21	\$239,559
San Francisco	1	\$372,126	2	\$6,434
San Joaquin	2	\$250,888	5	\$23,213
San Luis Obispo	1	\$43,992		
San Mateo			1	\$0
Santa Barbara	1	\$36,000		
Santa Clara			2	\$0
Santa Cruz	2	\$58,451		
Siskiyou			1	\$5,254
Solano	2	\$413,778		
Sonoma	3	\$1,449,466	2	\$0
Stanislaus	5	\$1,426,055		
Sutter			1	\$3,867
Tehama	1	\$0		
Tulare	3	\$4,043	2	\$5,012
Ventura			1	\$11,813
Yolo			1	\$0
Yuba	1	\$0		
Total	100	\$20,589,892	245	\$2,043,458

Discussion Item 4

Trial Court Real Estate Portfolio Expense & Revenue Report

Five-Year Trial Court Rent History



Discussion Item 4

Trial Court Real Estate Portfolio Expense & Revenue Report



Parking Program Review

Discussion Item 4

Trial Court Real Estate Portfolio Expense & Revenue Report

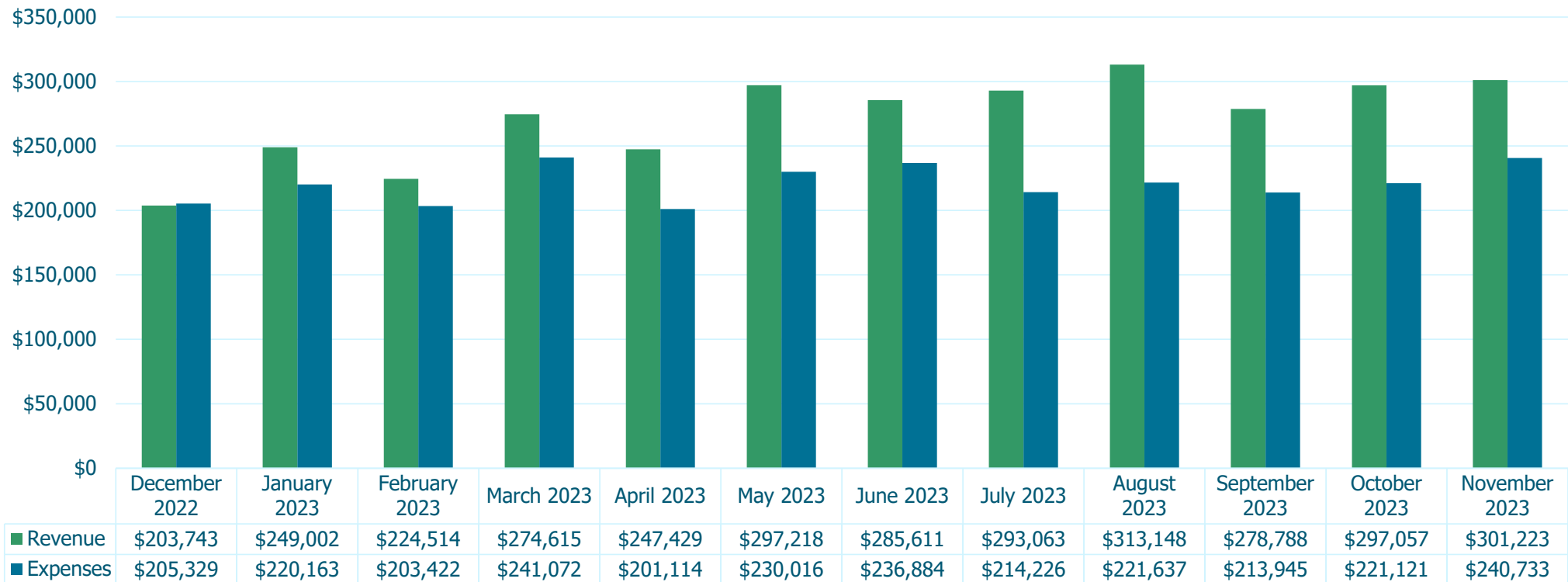
Judicial Council Managed Lots

1. Airport
2. Edelman
3. Van Nuys
4. Pasadena
5. Beverly Hills
6. Whittier
7. Metro A
8. Metro B
9. Inglewood East/West
10. Pomona
11. Compton
12. El Monte
13. Chatsworth
14. San Fernando A, B, and C
15. Hollywood
16. Alhambra
17. Carol Miller - Sacramento
18. Santa Barbara

Discussion Item 4

Trial Court Real Estate Portfolio Expense & Revenue Report

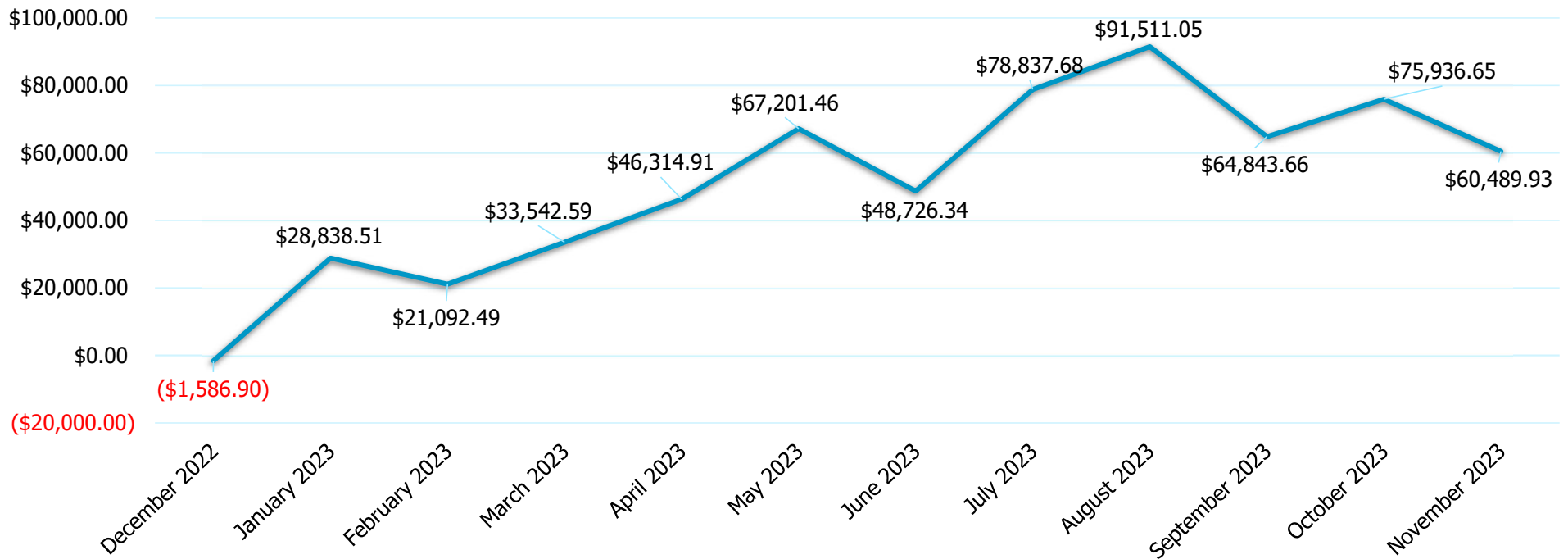
Parking Program Expense & Revenue



Discussion Item 4

Trial Court Real Estate Portfolio Expense & Revenue Report

Parking Program Net Operating Income



Discussion Item 5

Court Facilities Trust Fund (CFTF) Fund Status

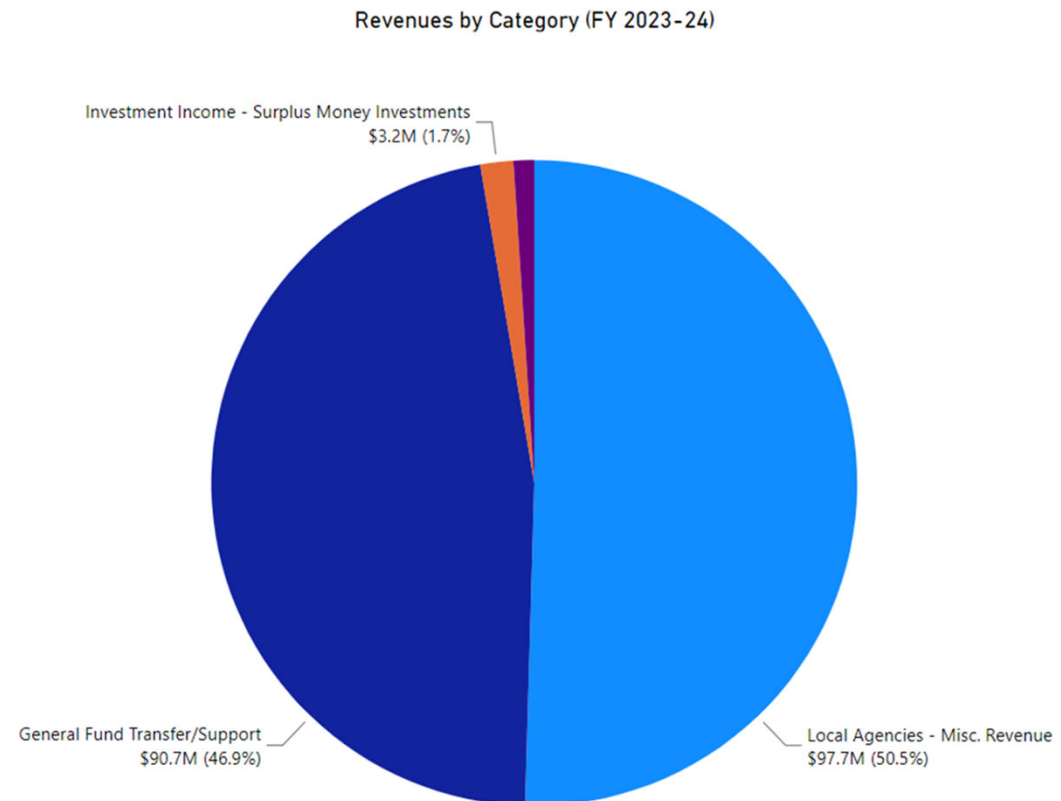
Court Facilities Trust Fund Status Update

as of January 2024

Discussion Item 5 Court Facilities Trust Fund (CFTF) Fund Status Funding Sources

CFTF Funding Sources include:

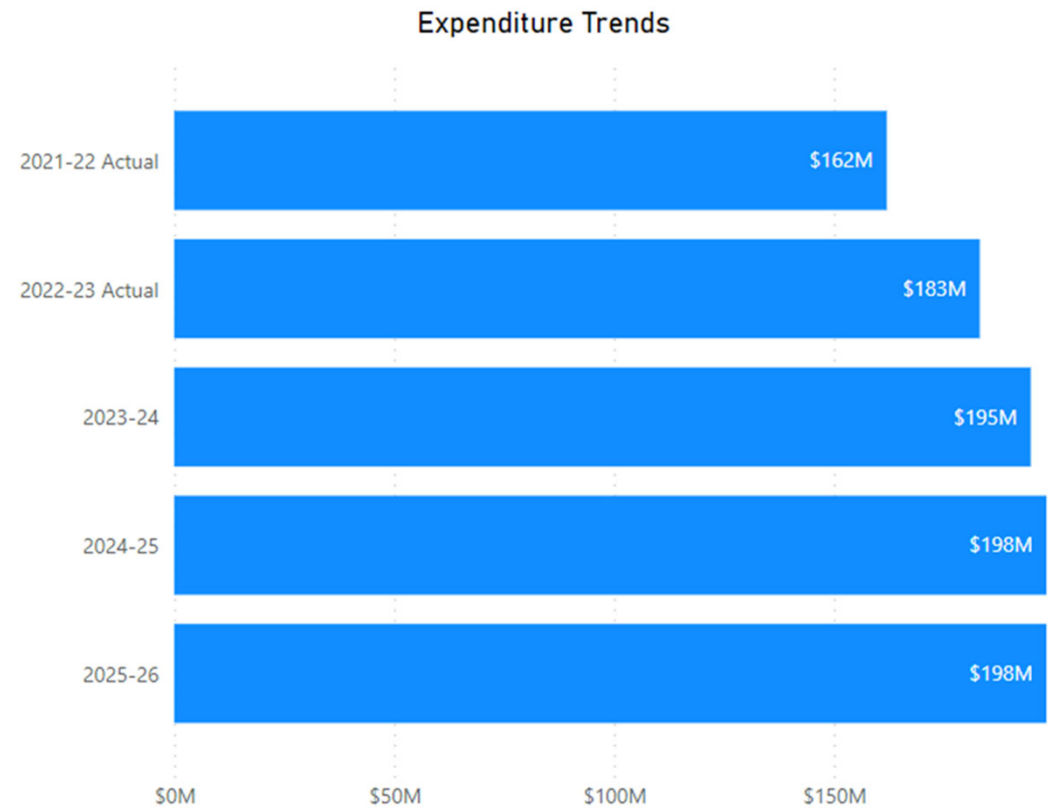
- Local Agencies – Misc. Revenue
 - County Facility Payments (CFP's)
 - Night Court Fees
- Rental of State Property
 - Leases
 - Parking
- General Fund Support



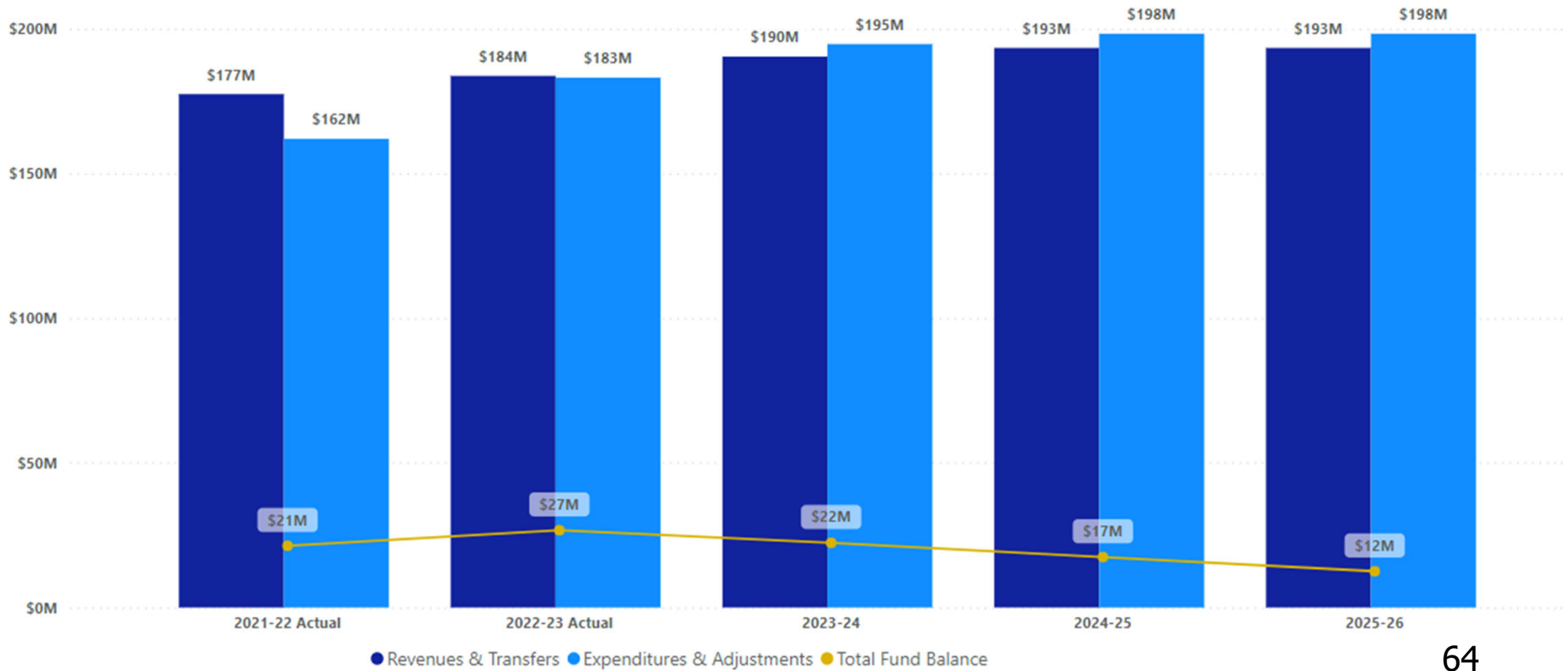
Discussion Item 5 Court Facilities Trust Fund (CFTF) Fund Status Expenditures

CFTF Expenditures include:

- Rent
- Utilities
- Routine Maintenance
- Insurance



Discussion Item 5 Court Facilities Trust Fund (CFTF) Fund Status Fund Status (in thousands)



Discussion Item 5

Court Facilities Trust Fund (CFTF) Fund Status

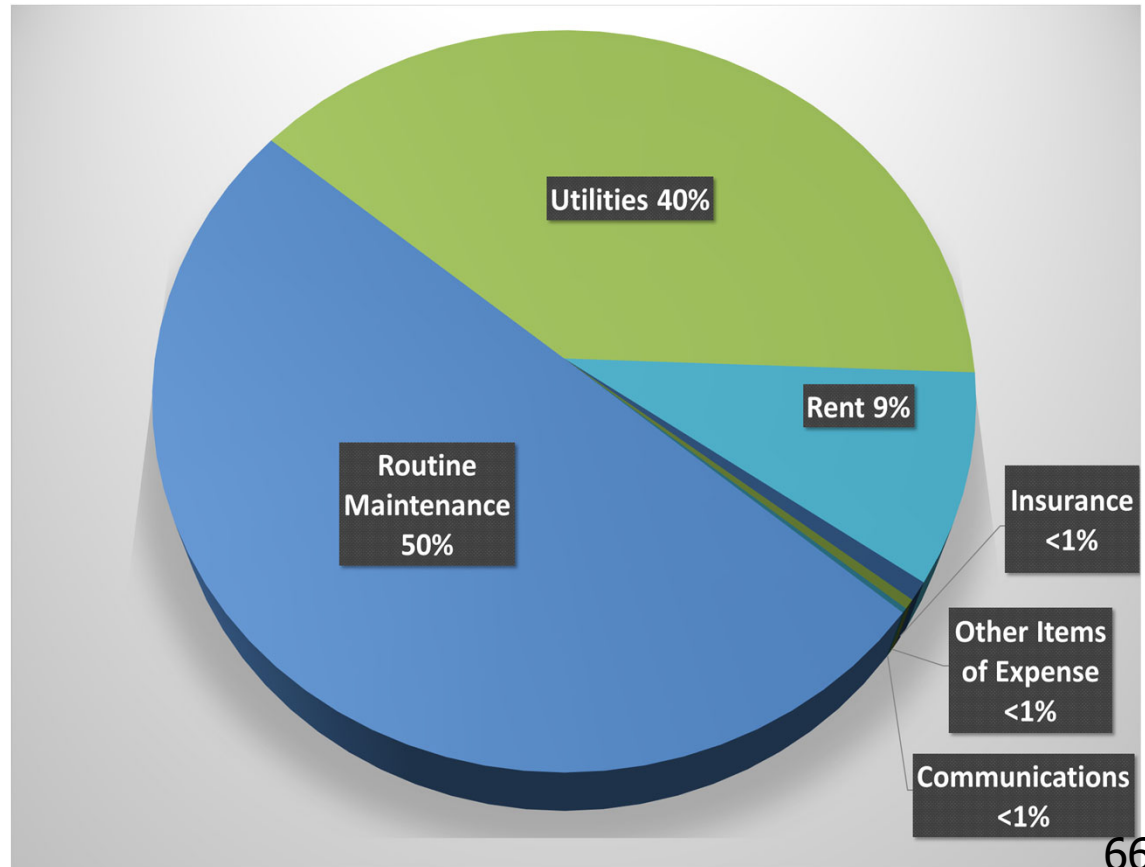
Fund Condition Statement FY 2022-23 to FY 2025-26

	2022-23 Financial Statements	2023-24 Current Projection	2024-25 Current Projection	2025-26 Current Projection
	A	B	C	D
Beginning Balance	21,292,000	26,642,000	22,309,000	17,400,000
Prior Year Adjustments	<u>4,762,000</u>			
Adjusted Beginning Balance	\$26,054,000	\$26,642,000	\$22,309,000	\$17,400,000
Revenues, Transfers and Adjustments	98,885,000	99,697,000	99,121,000	99,020,000
General Fund Offset	<u>84,876,000</u>	<u>90,726,000</u>	<u>94,296,000</u>	<u>94,296,000</u>
Total Rev, Transfers, Adj, GF Offset	\$183,761,000	\$190,423,000	\$193,417,000	\$193,316,000
<u>Total Resources</u>	<u>\$209,815,000</u>	<u>\$217,064,000</u>	<u>\$215,726,000</u>	<u>\$210,716,000</u>
Total Expenditures	183,173,000	194,756,000	198,326,000	198,326,000
Fund Balance	\$26,642,000	\$22,309,000	\$17,400,000	\$12,390,000

Information Only - Item 1 Fiscal Year 2022-23 Annual Report to the Legislature of Court Facilities Trust Fund (CFTF) Expenditures

**Refer to
meeting
materials for
*Report to the
Legislature:
2022-23 Court
Facilities Trust
Fund
Expenditures***

Total Expenditures: \$183,172,263



Information-Only Item 2

Deferred Maintenance Funding - DMF-2 Projects Update

Project Status	Number of Projects	Original Estimate	Encumbered Amount
Roof Projects			
Completed	6	\$ 7,242,114	\$ 4,587,588
Deferred to next DMF	4	\$ 5,857,919	\$ 143,326
Subtotal	10	\$ 13,100,033	\$ 4,730,914
Elevator Projects			
Construction	2	\$ 3,761,517	\$ 6,042,501
Completed	15	\$ 16,133,507	\$ 23,475,949
Deferred to next DMF	2	\$ 720,203	\$ 356,024
Subtotal	19	20,615,227	29,874,474
BAS Projects			
Moved to DMF 4	1	\$ 1,945,000	\$ 1,635,624
Close-Out	1	\$ 1,624,000	\$ 1,650,904
Completed	2	\$ 3,492,000	\$ 5,174,588
Deferred to next DMF	22	\$ 18,528,000	\$ 1,933,497
Subtotal	26	25,589,000	10,394,612
HVAC Cooling System			
Deferred to next DMF	1	\$ 537,636	\$ -
Subtotal	1	\$ 537,636	\$ -
Building Assessment			
Completed	1	\$ 5,000,000	\$ 5,000,000
Subtotal	1	\$ 5,000,000	\$ 5,000,000
Grand Total	57	\$ 64,841,896	\$ 50,000,000

Information-Only Item 3

Deferred Maintenance Funding - DMF-3 Projects Update

Project Status	Number of Projects	Original Estimate	Current Amount
Fire Alarm System Projects			
Cancelled	1	\$ 1,620,180	\$ -
Completed	7	\$ 7,264,285	\$ 3,075,721
Close-Out	2	\$ 2,315,606	\$ 1,207,161
In Construction	1	\$ 4,618,237	\$ 10,717,118
Subtotal	11	\$ 15,818,308	\$ 15,000,000
Grand Total			
	11	\$ 15,818,308	\$ 15,000,000

Information-Only Item 4

Deferred Maintenance Funding - DMF-4 Projects Update

Project Status	Number of Projects	Original Estimate	Current Amount
Roof Projects			
Construction	5	\$ 3,206,410	\$ 5,205,386
Close-Out	1	\$ 807,138	\$ 1,108,714
Completed	4	\$ 1,964,195	\$ 8,153,267
Cancelled	2	\$ 2,175,371	\$ 124,028
Deferred for the next DMF due to funding restraints	17	\$ 11,548,218	\$ 1,791,375
Subtotal	29	19,701,333	16,382,769
Elevator Projects			
Agency Review	2	\$ 5,263,029	\$ 3,805,549
Construction	7	\$ 44,229,797	\$ 30,588,060
Completed	1	\$ 1,069,097	\$ 1,363,052
Deferred for the next DMF due to funding restraints	7	\$ 20,204,515	\$ 1,815,444
Subtotal	17	70,766,439	37,572,104
Fire Protection Projects			
Construction	2	\$ 346,304	\$ 1,991,463
Cancelled	1	\$ 12,712	\$ -
Deferred for the next DMF due to funding restraints	1	\$ 12,740	\$ 14,331
Subtotal	4	371,757	2,005,794
Electrical Projects			
Cancelled	2	\$ 267,711	\$ 12,131
Deferred for the next DMF due to funding restraints	19	\$ 5,109,039	\$ 1,932,816
Subtotal	21	5,376,750	1,944,947
BMS Projects			
Planning/Design	1	\$ 110,459	\$ 745,851
Construction	13	\$ 21,130,317	\$ 47,891,790
Close-Out	6	\$ 6,506,533	\$ 9,907,378
Completed	6	\$ 6,006,564	\$ 9,790,437
Cancelled	2	\$ 9,491,112	\$ 238,455
Deferred for the next DMF due to funding restraints	10	\$ 22,245,764	\$ 1,094,920
Subtotal	38	65,490,749	69,668,830
HVAC Projects			
Construction	2	\$ 1,416,396	\$ 2,353,235
Close-Out	1	\$ 83,799	\$ 189,128
Cancelled	1	\$ 2,765,405	\$ 55,818
Deferred for the next DMF due to funding restraints	14	\$ 14,027,373	\$ 1,989,806
Subtotal	18	18,292,973	4,587,988
Grand Total	127	\$ 180,000,000	\$ 132,162,433

Information Only – Item 5

Architectural Revolving Fund – Projects Update

- Refer to materials for report

Meeting Calendar

Meeting Date	Type of Meeting	Time
Monday, January 29, 2024	Sacramento	10:00-3:00
Monday, March 4, 2024	Virtual	12:00-1:30
Monday, April 8, 2024	Sacramento	10:00-3:00
Monday, May 20, 2024	San Francisco	10:00-3:00
Friday, July 19, 2024	Sacramento	10:00-3:00
Monday, August 26, 2024	Virtual	12:00-1:30
Friday, October 25, 2024	Courthouse tours 10/24/24 In person meeting 10/25/24 Location: tbd	08:30-4:00 10:00-3:00
Monday, December 2, 2024	Virtual	12:00-1:30



Adjourn to Closed Session

- Closing Discussions
- Chair Closing Comments