

Trial Court Facility Modification Advisory Committee Meeting

May 20, 2024



Call to Order and Roll Call

- Chair Call to Order and Opening Comments
- Roll Call
 - Trial Court Facility Modification Advisory Committee Chair
 - Trial Court Facility Modification Advisory Committee Members
 - Facilities Services Staff
 - Guests

Consent Calendar

- Minutes from open meeting on April 8, 2024

Director's Report

- May Revised Budget Update
- JBBC Update
- Menifee Completion
- Staffing Update
- Solar Power Purchase Agreement

Action Item 1

Fiscal Year 22–23 Facility Modification Program Budget Actions

Approve the following FY 23–24 FM Program Budget Action:

1. Reallocate \$1.5 million from the Statewide FM Planning budget to the Priority 1 FMs budget.
2. Reallocate \$700,000 from the Planned FMs budget to the Priority 1 FMs budget.
3. Reallocate \$4.5 million from the Priority 2 FMs over \$100K budget to the Priority 1 FMs budget.
4. Reallocate \$250,000 from the Priority 2 FMs over \$100K budget to the Priority 2 FMs under \$100K budget.

Action Item 1

Fiscal Year 22–23 Facility Modification Program Budget Actions

FY 2023 - 2024 (\$1,000s)						
Description	Original Budget Amount	Revision to Budget	Revised Budget Amount	Reconciled Expenditure	Funds Available	
Statewide FM Planning	\$3,000	(\$1,500)	\$1,500	\$1,500		\$0
Priority 1 FMs	\$25,000	\$6,450	\$31,450	\$31,450		\$0
FMs Less Than \$100K	\$7,500	\$2,000	\$9,500	\$9,500		\$0
Planned FMs	\$6,458	(\$700)	\$5,758	\$5,758		\$0
FMs Over \$100K	\$38,042	(\$6,250)	\$31,792	\$31,510		\$282
TOTALS:	\$80,000	\$0	\$80,000	\$79,718		\$282

Action Item 2

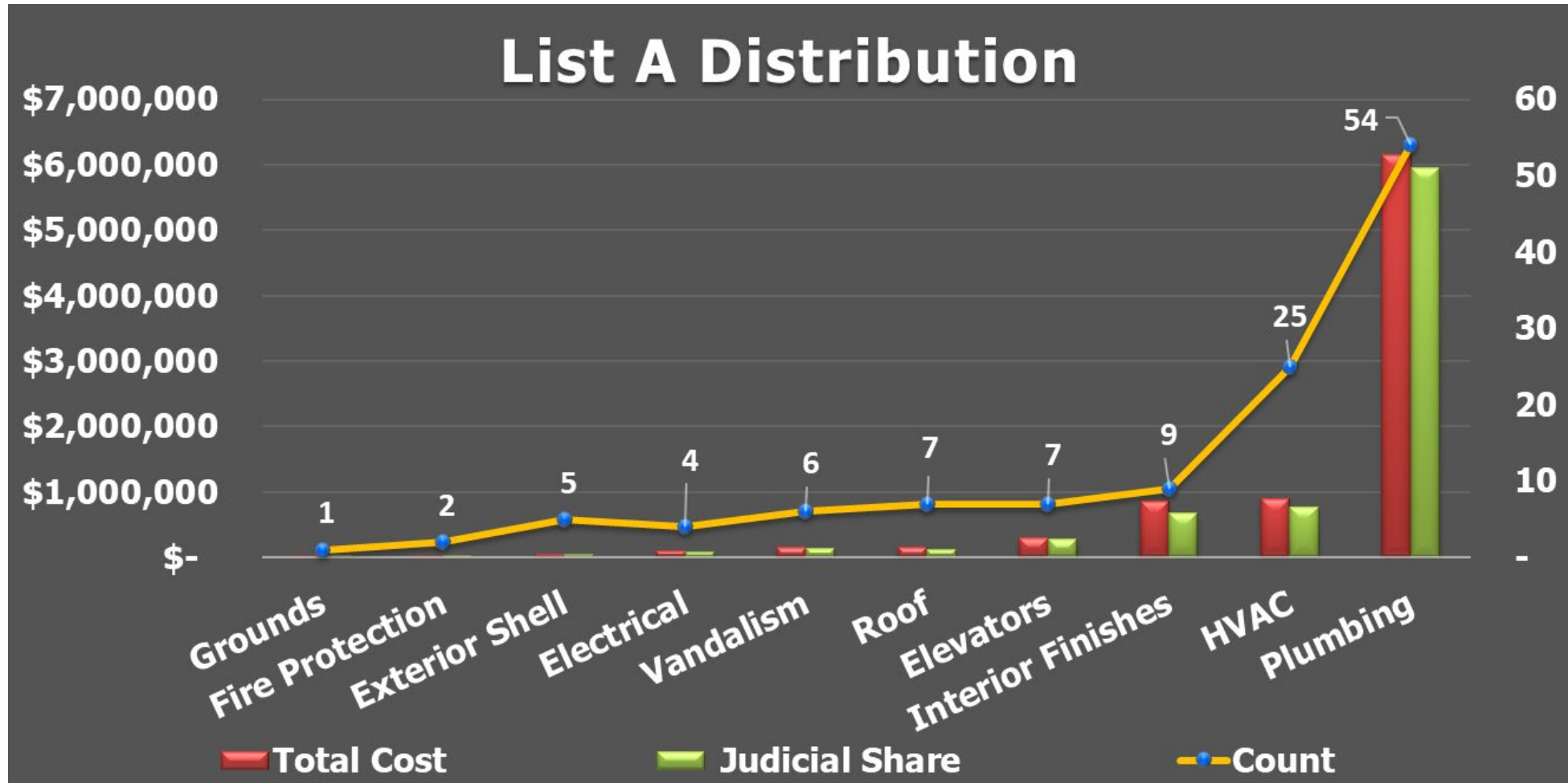
List A – Emergency Facility Modifications (Priority 1)

- There were 120 new P1 FMs this period
- Total estimated FM Program budget share is \$8,062,370

FY 23-24 P1 Revised Budget Allocation	Prior Approvals for FY 23-24	Proposed Approvals	Remaining Balance
\$31,450,000	\$22,636,457	\$8,062,370	\$751,173

Action Item 2

List A – Emergency Facility Modifications (Priority 1)



Action Item 2

List A – Emergency Facility Modifications (Priority 1)


FM-2006221 Compton Courthouse – Plumbing



Action Item 2

List A – Emergency Facility Modifications (Priority 1)

FM-2006221 Compton Courthouse – Plumbing



Action Item 2

List A – Emergency Facility Modifications (Priority 1)

FM-2006906 Hall of Justice – Interior Finishes



Action Item 2

List A – Emergency Facility Modifications (Priority 1)

FM-2007001 East County Regional Center – Plumbing



Action Item 2

List A – Emergency Facility Modifications (Priority 1)


FM-2007048 Compton Courthouse – Plumbing



Action Item 2

List A – Emergency Facility Modifications (Priority 1)

FM-2007060 Whittier Courthouse – Plumbing



Action Item 2

List A – Emergency Facility Modifications (Priority 1)

FM-2006820 Stanley Mosk Courthouse – HVAC



Action Item 2

List A – Emergency Facility Modifications (Priority 1)

FM-2007030 Stockton Courthouse – Vandalism



Action Item 3

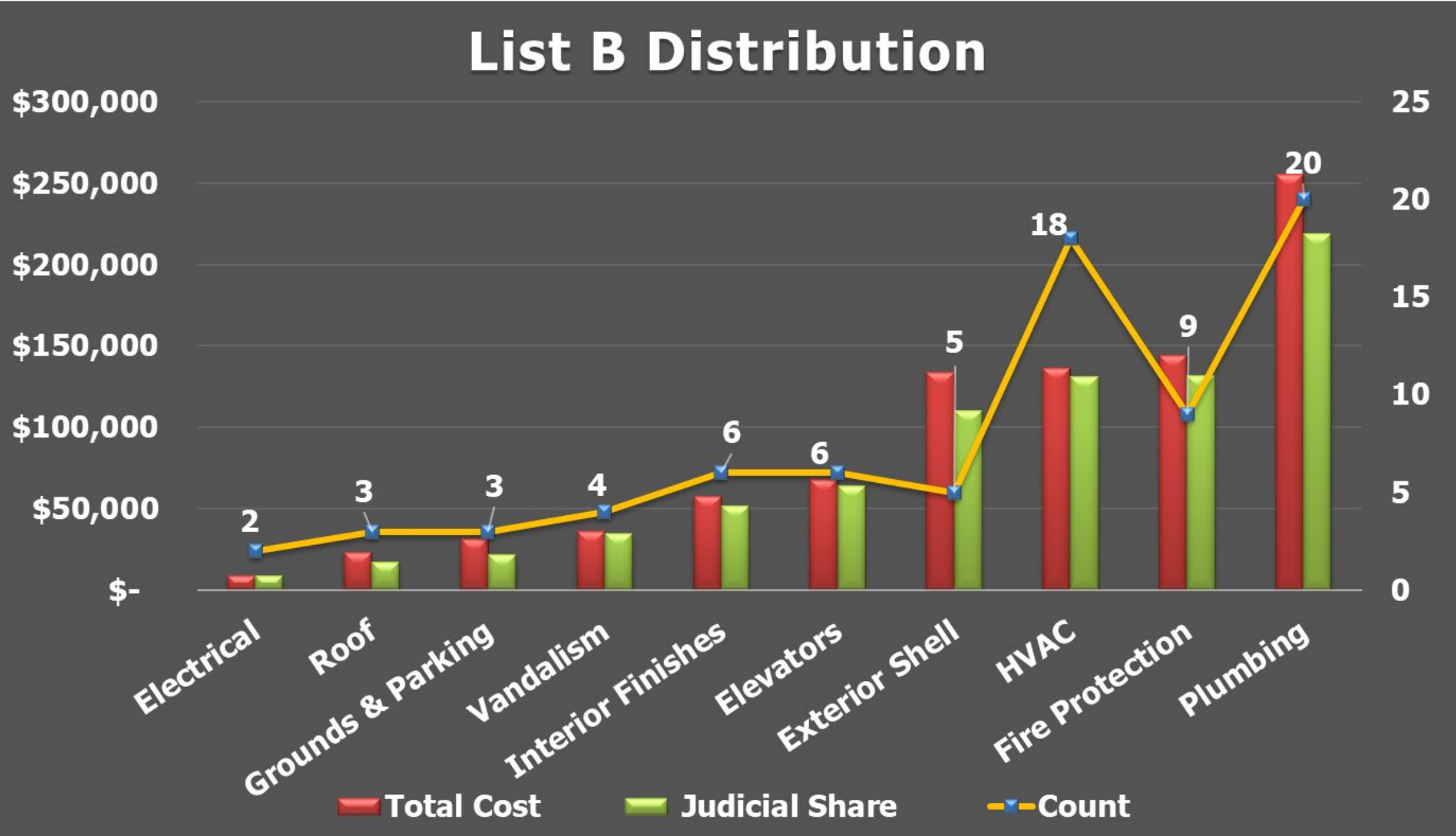
List B – Facility Modifications Under \$100K (Priority 2)

- There were 76 new P2 FMs under \$100K this period
- Total estimated FM Program budget share is \$789,768

FY 23-24 P2 Budget Allocation	Prior Approvals for FY 23-24	Proposed Approvals	Remaining Balance
\$9,500,000	\$8,249,661	\$789,768	\$460,571

Action Item 3

List B – Facility Modifications Under \$100K (Priority 2)



Action Item 3

List B – Facility Modifications Under \$100K (Priority 2)

FM-2007073 Hall of Justice (East) – Fire Protection



Action Item 3

List B – Facility Modifications Under \$100K (Priority 2)


FM-2006963 Beverly Hills Courthouse – Plumbing



Action Item 3

List B – Facility Modifications Under \$100K (Priority 2)

FM-2006848 Criminal Court Building – Exterior Shell



Action Item 4

List C – Cost Increases Over \$50K

- Impacts 4 FM projects
- Total FM Value - \$472,101
- Program Budget Impact - \$395,484

Action Item 4

List C – Cost Increases Over \$50K

Los Angeles - Compton Courthouse – Fire Protection

County	Building	Bldg. ID	FM ID	Original Funded Cost	Current Cost Estimate	Amount of Increase
Los Angeles	Compton Courthouse	19-AG1	FM-0017040	\$ 5,901,046	\$ 6,127,256	\$ 226,210

Reason for Increase: The request for additional funds is to cover installation of (44) new fire detection devices in the building due to changes in room type, size, and use as required by the State Fire Marshal (SFM) during the final inspection. Additional scope of work includes setting up containments, rough electrical material and labor, and installation and programming of the new devices.

Notes: FM Program Budget Share is 66.13%, therefore cost increase to FM Budget is \$149,593.

Action Item 4

List C – Cost Increases Over \$50K

Humboldt - Humboldt County Courthouse (Eureka) - Roof

County	Building	Bldg. ID	FM ID	Original Funded Cost	Current Cost Estimate	Amount of Increase
Humboldt	Humboldt County Courthouse (Eureka)	12-A1	FM-2001259	\$ 492,001	\$ 548,578	\$ 56,577

Reason for Increase: A cost increase is required to remove steps and infill doorway found during construction. Five steps and door to deleted access point to be filled in and then covered over with new roofing material. These unforeseen conditions were only found after demo had begun.

Notes: FM Program Budget Share is 100%, therefore cost increase to FM Budget is \$56,577.

Action Item 4

List C – Cost Increases Over \$50K

Butte - North Butte County Courthouse - Electrical

County	Building	Bldg. ID	FM ID	Original Funded Cost	Current Cost Estimate	Amount of Increase
Butte	North Butte County Courthouse	04-F1	FM-2002775	\$ 619,000	\$ 744,263	\$ 125,263

Reason for Increase: A cost increase is required to provide 2 hour fire rated enclosure for the cabling from the head-end room equipment to the plenum space as required by state fire marshal. The existing DAS equipment is located in a non-compliant location and the existing cabling is not in a fire rated enclosure. The replacement head-end room equipment will be relocated to the basement server room and will require a 2 hour fire rated enclosure.

Notes: FM Program Budget Share is 100%, therefore cost increase to FM Budget is \$125,263.

Action Item 4

List C – Cost Increases Over \$50K

Del Norte - Del Norte County Sheriff's Building – Interior Finishes

County	Building	Bldg. ID	FM ID	Original Funded Cost	Current Cost Estimate	Amount of Increase
Del Norte	Del Norte County Sheriff's Building	08-A2	FM-2005661	\$ 18,955	\$ 83,006	\$ 64,051

Reason for Increase: Additional cost is to abate the ACM containing mastic under the carpet.

Notes: FM Program Budget Share is 100%, therefore cost increase to FM Budget is \$64,051.

Action Item 5

List D – Facility Modifications over \$100K (Priority 2)

- Impacts 4 FM projects
- Total FM Value - \$2,098,068
- Program Budget Impact - \$2,070,732

Action Item 6

List G – Pre-Approval of Planned FM Projects Over \$100K for FY 2024 – 25

- Subject to enactment of FY 2024–25 budget, approve List G Planned Facility Modifications over \$100K recommended for FY 24–25
 - 6 FM projects
 - FM Program Share: \$4,678,617
- Refer to meeting materials for List G – Planned FMs

Discussion Item 1

Court-Funded Facilities Request (CFR)

Intake Revisions



Transition to CAFM

- The transition to the Computer Aided Facilities Management (CAFM) for the intake/processing of CFRs is projected to start mid August 2024

Initiation process

- Court user populates CFR information into CAFM
- Includes all information previously requested on the CFR form and CFR Supplemental form

Court Funded Request

General Notes & Documents

Court Approved Court Rejected Save Save & Close Cancel CFR

General

ID 20-23-100 Status Pending Court Approval
 Court Colusa Requestor Person A (non CEO)

Court Information

Building ID	Building Status	Building Name	Address	City	County	FMU District	Region
06-A1	Active	Historic Courthouse	547 Market St.	Colusa	Colusa	10	NCRO
06-A2	Active	Courthouse Annex	532 Oak St.	Colusa	Colusa	10	NCRO
06-A3	Active	Family Law (the Bunker)	547 Market Street	Colusa	Colusa	10	NCRO
06-B1	Retired	Colusa High School Community	745 10th Street	Colusa	Colusa	10	NCRO

CFR Details

Project Costs (Rule 10.810 Allowable): Facilities-related costs allowable under rule 10.810 (i.e., equipment, furnishings, interior painting, flooring replacement or repair, etc.)
Project Costs (Non-Rule 10.810): Other facilities-related costs that are not allowable court operations expenditures under rule 10.810 (i.e., facilities operations, maintenance, etc.)
Annual Budget Costs: Fiscal-year annual budget to address multiple, undefined small projects for either non-rule 10.810 and/or rule 10.810 allowable costs, up to a maximum of \$1,000,000.
Lease-Related Costs: New or extension term of leased (or licensed) space and/or related costs.

CFR Type Lease Application Date #####
 Fiscal Year 2023 Approval Date
 Total Estimated Amount \$455,000 Cancel Date
 Total Cost Change Amount \$0 Term 7 Year Term
 Total CFR Amount \$455,000
 \$364,000

Describe the costs that the court's proposed funding contribution would cover.
 Scope
 Description scope description text

Additional Description additional description text

Describe why the court deems the request urgent as well as the manner in which operations would be improved or costs reduced if the request is approved.
 CFR
 Justification cfr justification text

General

ID 20-23-100

Status Draft

Court Colusa

Requestor Person A (non CEO)

Court Information

Find Remove



Building ID	Building Status	Building Name	Address	City	County	FMU District	Region
06-A1	Active	Historic Courthouse	547 Market St.	Colusa	Colusa	10	NCRO
06-A2	Active	Courthouse Annex	532 Oak St.	Colusa	Colusa	10	NCRO
06-A3	Active	Family Law (the Bunker)	547 Market Street	Colusa	Colusa	10	NCRO
06-B1	Retired	Colusa High School Community Th	745 10th Street	Colusa	Colusa	10	NCRO

CFR Details

Project Costs (Rule 10.810 Allowable): Facilities-related costs allowable under rule 10.810 (i.e., equipment, furnishings, interior painting, flooring replacement or repair, or furniture repair).

Project Costs (Non-Rule 10.810): Other facilities-related costs that are not allowable court operations expenditures under rule 10.810 (i.e., facilities operations, maintenance, repairs, and modifications, but not capital projects), if they either improve a court facility's functionality or improve court operations.

Annual Budget Costs: Fiscal-year annual budget to address multiple, undefined small projects for either non-rule 10.810 and/or rule 10.810 allowable costs, up to a maximum of \$50,000 each per project.

Lease-Related Costs: New or extension term of leased (or licensed) space and/or related costs.

CFR Type

Application Date

Fiscal Year 2023

Approval Date

Total
Estimated
Amount \$455,000

Cancel Date

Total Cost
Change
Amount \$0

Term 7 Year Term

Total CFR
Amount \$455,000
\$364,000

Describe the costs that the court's proposed funding contribution would cover.

Scope
Description

--

Additional
Description

--

Describe why the court deems the request urgent as well as the manner in which operations would be improved or costs reduced if the request is granted.

CFR
Justification

--

CFR Funding
Justification

--

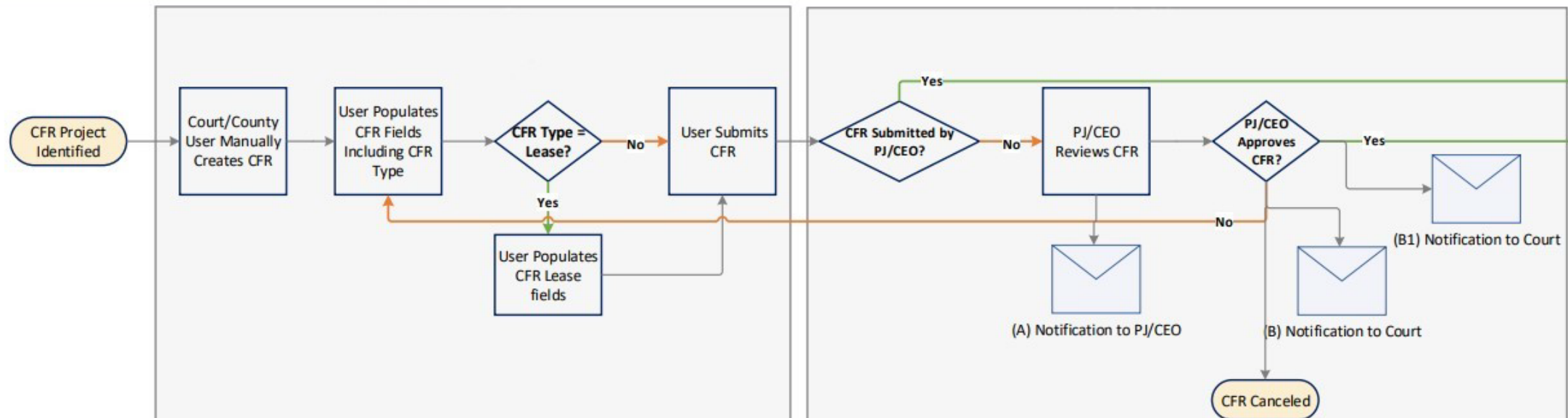
If this is not an allowable court operations expenditure under rule 10.810 (i.e., facilities operations, maintenance, repairs, and modifications that are not rule 10.810 costs such as equipment, furnishings, interior painting, flooring replacement or repair, or furniture repair), describe how the project either improves a court facility's functionality or improves the court operations and any special considerations or features of the desired services that the court's contribution would fund.

10.810
Description

--

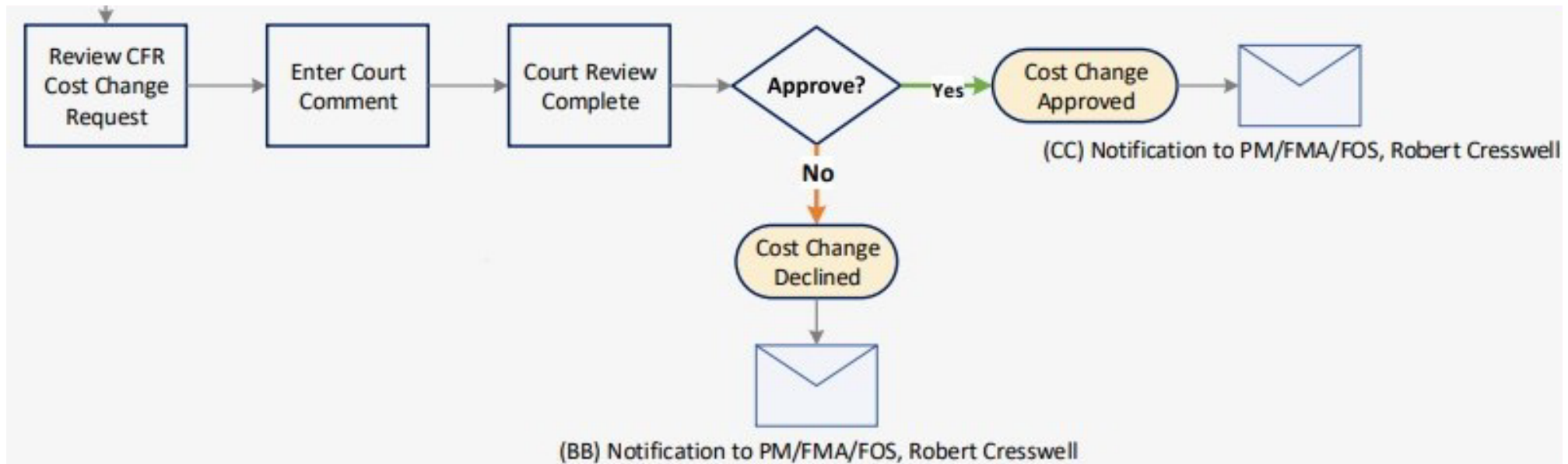
Initiation Process

- CFR application is approved by PJ or CEO in CAFM
 - If approved, CAFM sends notification to Facilities to begin review process
 - If denied, court can cancel CFR or make edits to CFR application



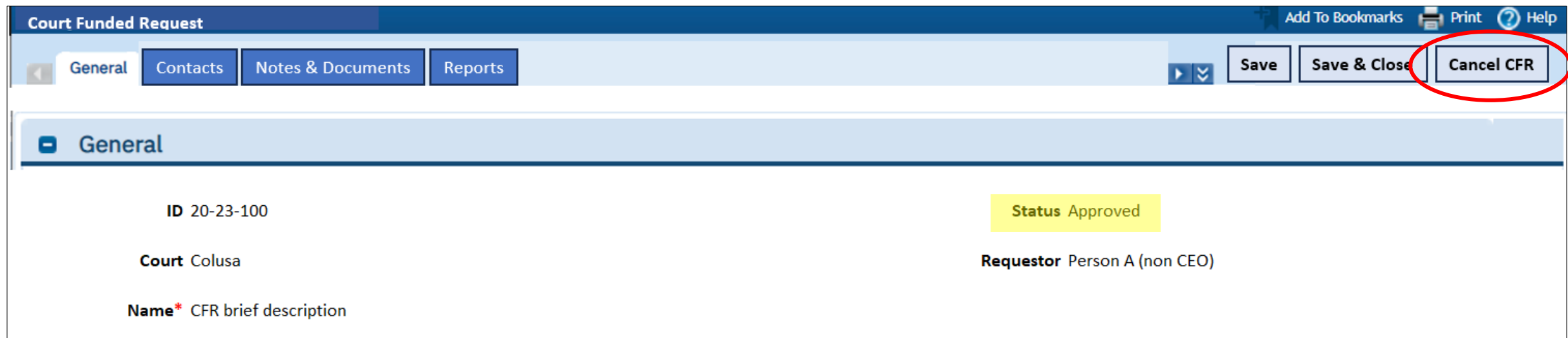
Cost Change Process (Facilities CFRs Only)

- Facilities submits a cost increase
 - Court can approve or decline submitted cost increase in CAFM



Canceling CFR

- Court can cancel CFR at anytime



The screenshot shows a web application interface for a "Court Funded Request". The top navigation bar includes "Add To Bookmarks", "Print", and "Help". Below this, there are tabs for "General", "Contacts", "Notes & Documents", and "Reports". The "General" tab is active, and a "Cancel CFR" button is circled in red. The main content area displays the following information:

ID 20-23-100	Status Approved
Court Colusa	Requestor Person A (non CEO)
Name* CFR brief description	

Training

- Training for courts July 19th – August 16th (tentative)
- Go live August 19, 2024 (tentative)

Discussion Item 2

List E – Court Funded Requests

Approved CFRs:

1. Orange – (FM) Central Justice Center - \$210,735
2. Solano – (FM) Hall of Justice - \$19,898

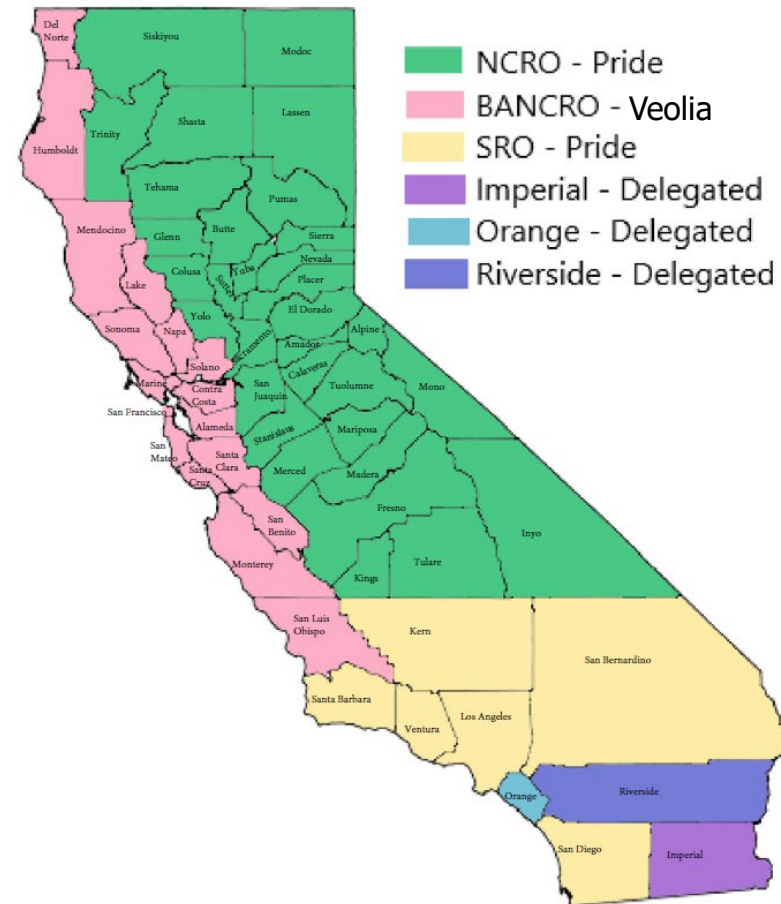
There were no cancelled CFRs this reporting period.

Discussion Item 3

Facilities Maintenance Performance Report

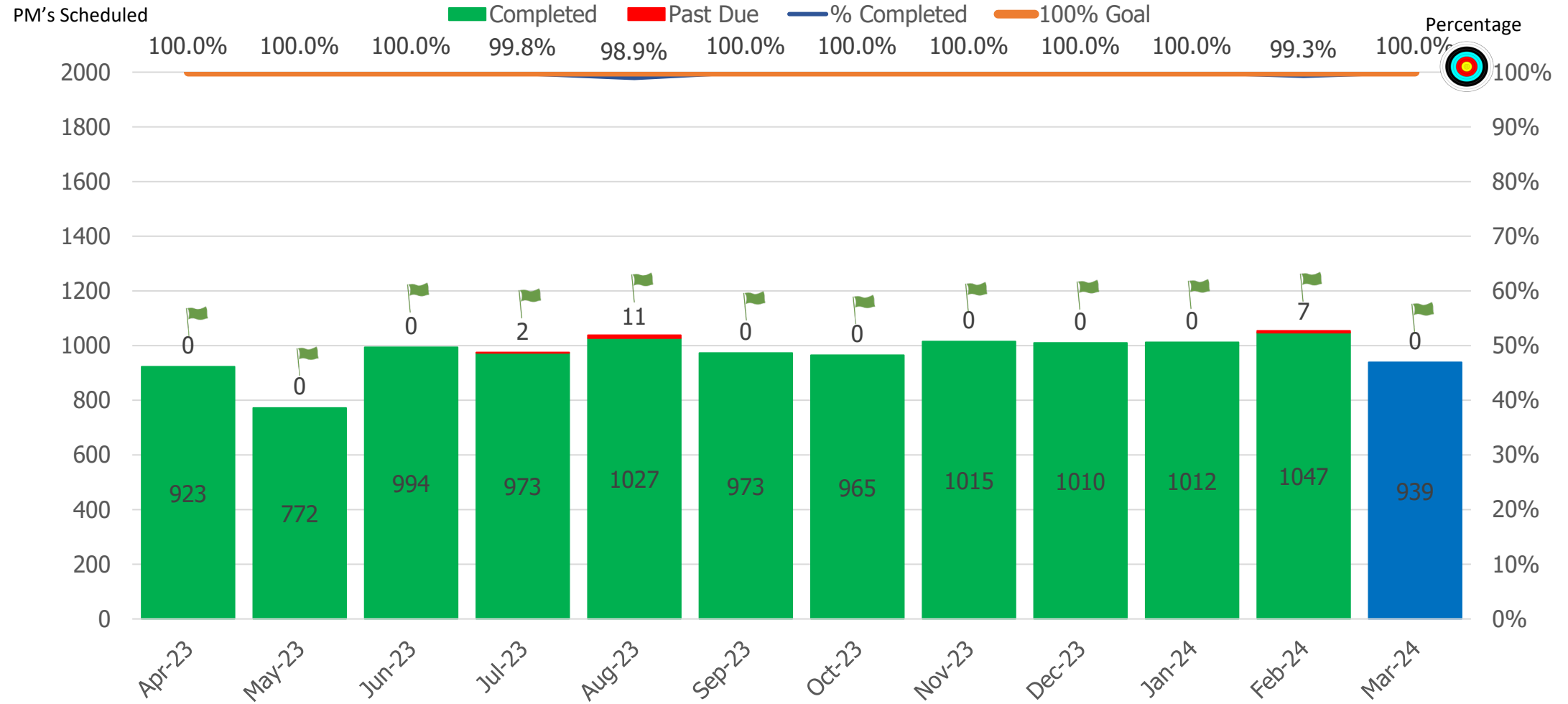
Two “Models” for Maintenance and Operations

- Service Providers
 - BANCRO - Veolia
 - NCRO - Pride
 - SRO - Pride
- Delegation Program
 - Imperial
 - Orange
 - Riverside



Service Provider Performance Report

Veolia BANCRO - Preventive Maintenance

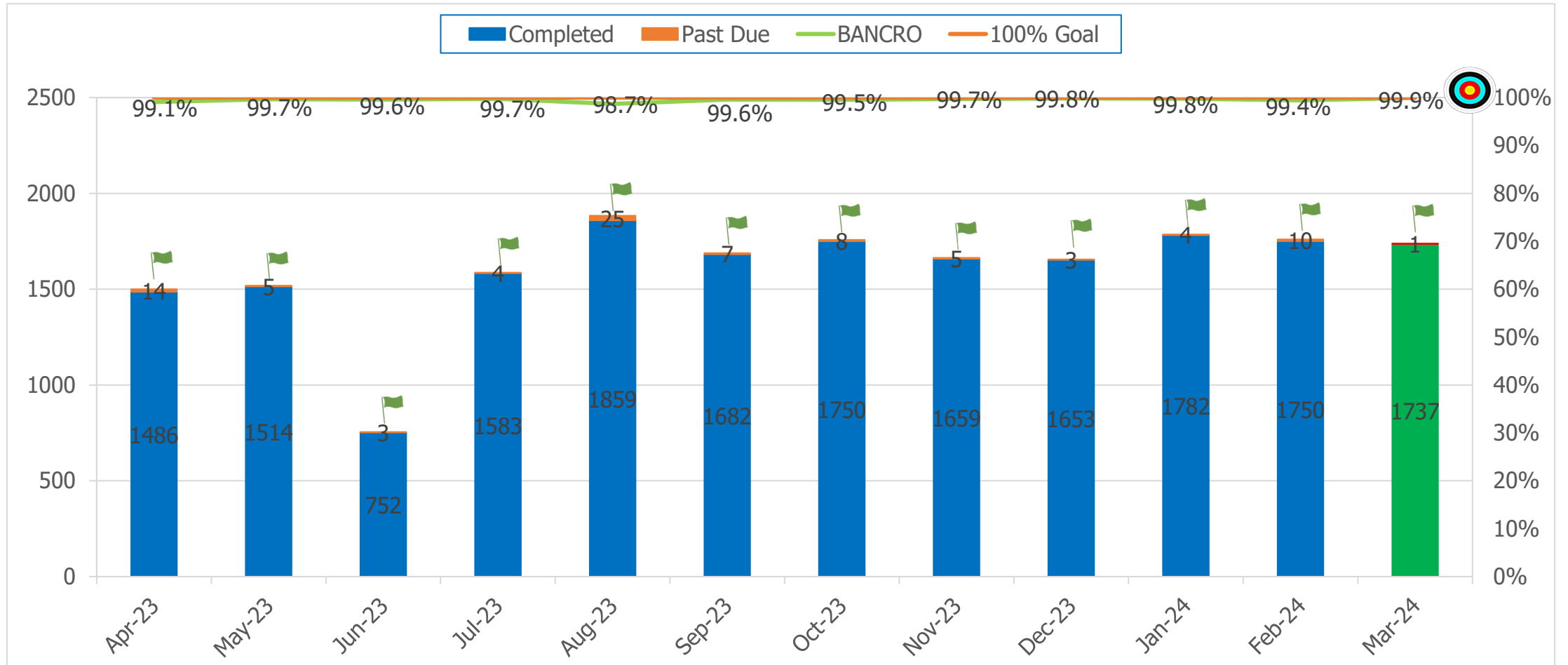


- 7%> Meets expectations
- 8-10% Needs improvement
- 11%+ Does not meet expectations

939 PM's Scheduled for March 2024

Report Run Date: 04/02/2024

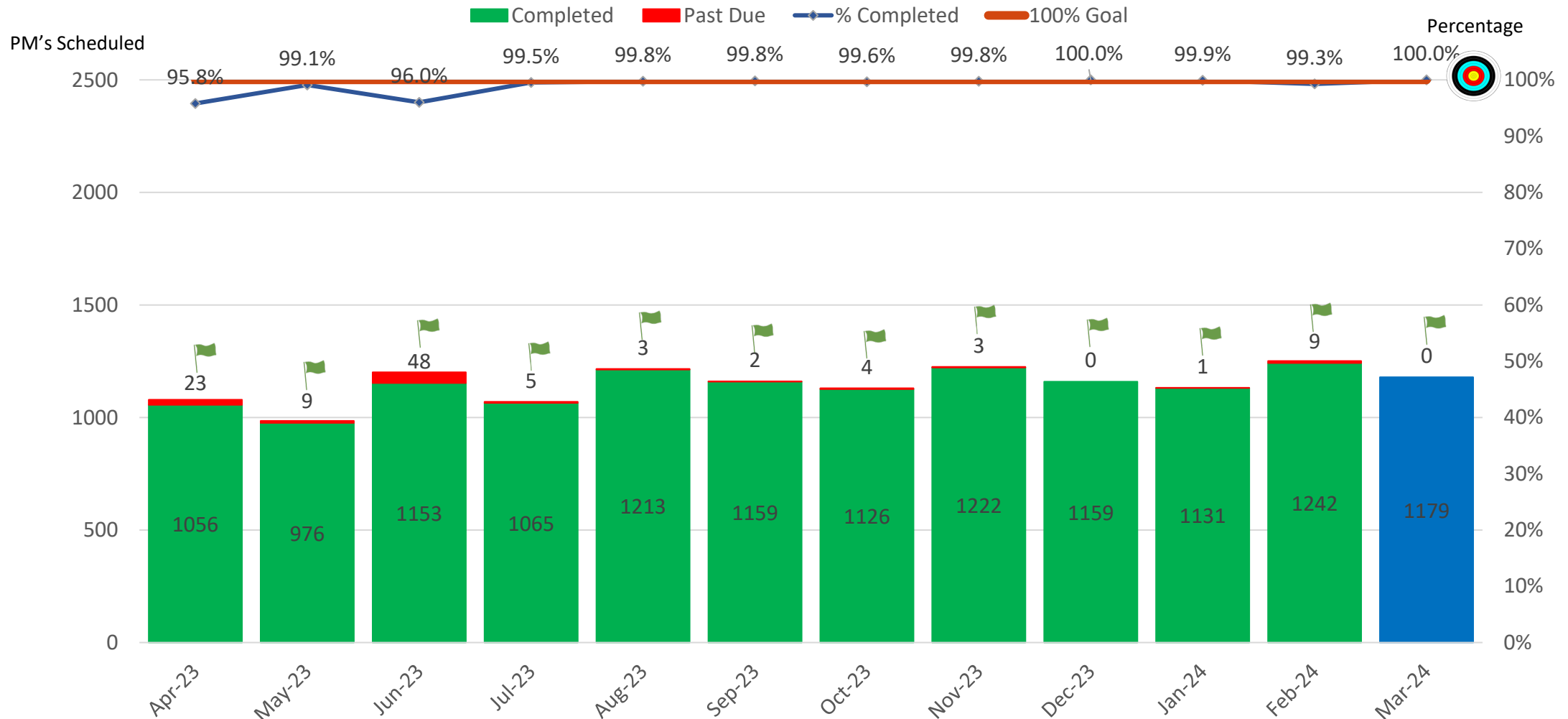
Veolia BANCRO – Past Due SWOs



- 7%+ Meets expectations
- 8-10% Needs improvement
- 11%+ Does not meet expectations

Enovity BANCRO	
Tuesday, April 2, 2024 Snapshot	
Open SWOs	1738
Past Due SWOs	1

Pride NCRO - Preventive Maintenance

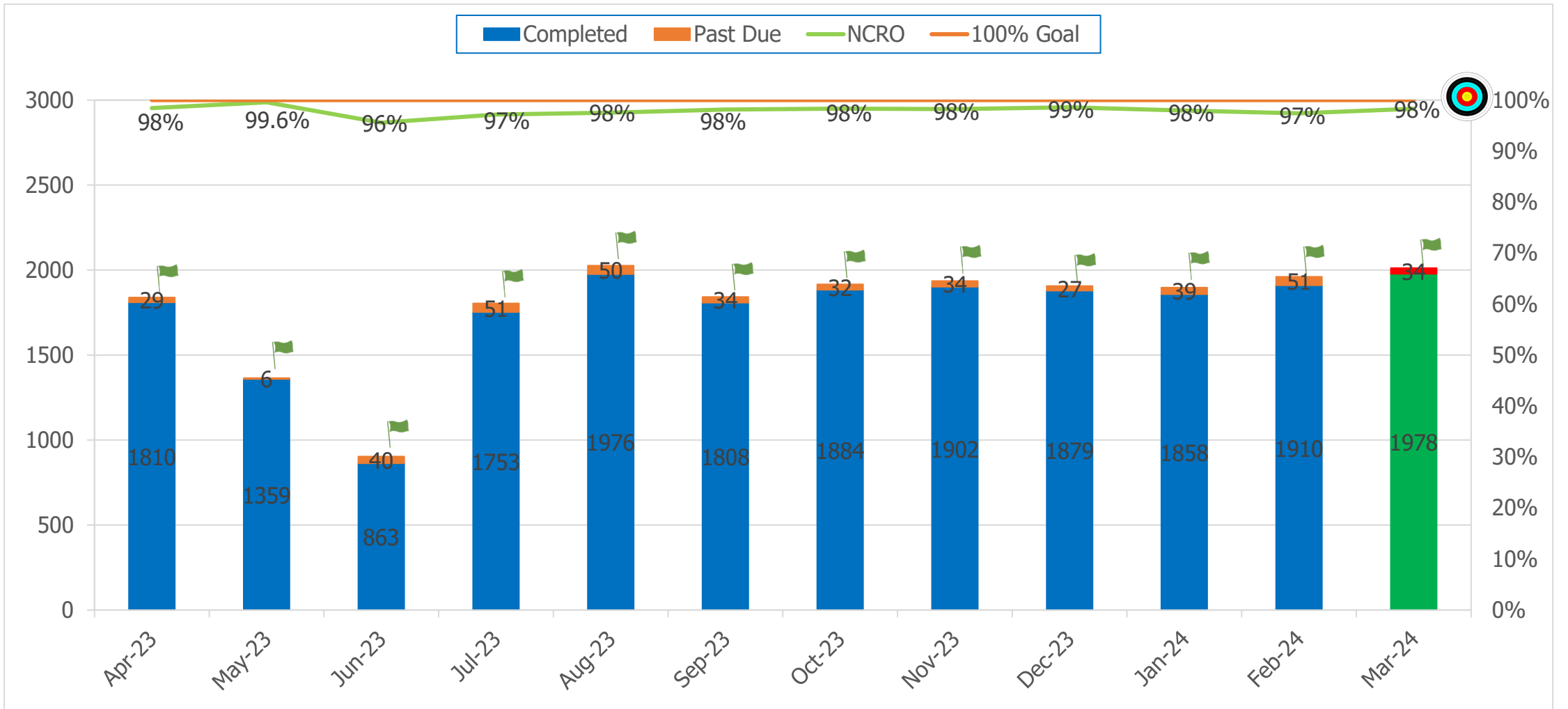


- 7%+ Meets expectations
- 8-10% Needs improvement
- 11%+ Does not meet expectations

1179 PM's Scheduled for March 2024

Report Run Date: 04/02/2024

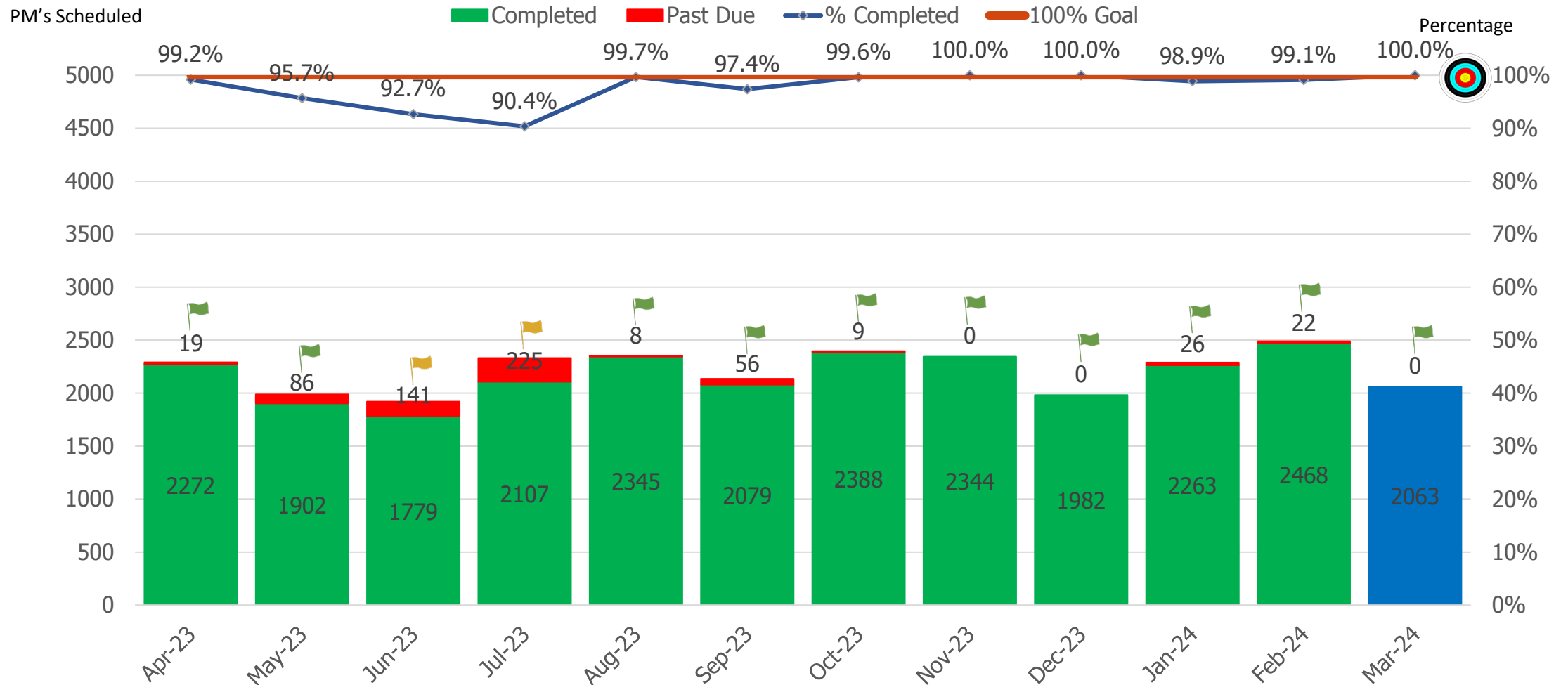
Pride NCRO – Past Due SWOs



- 7%> Meets expectations
- 8-10% Needs improvement
- 11%+ Does not meet expectations

PRIDE NCRO	
Tuesday, April 2, 2024 Snapshot	
Open SWOs	2012
Past Due SWOs	34

Pride SRO - Preventive Maintenance



- 7%> Meets expectations
- 8-10% Needs improvement
- 11%+ Does not meet expectations

2063 PM's Scheduled for March 2024

Report Run Date: 04/02/2024

Pride SRO – Past Due SWOs

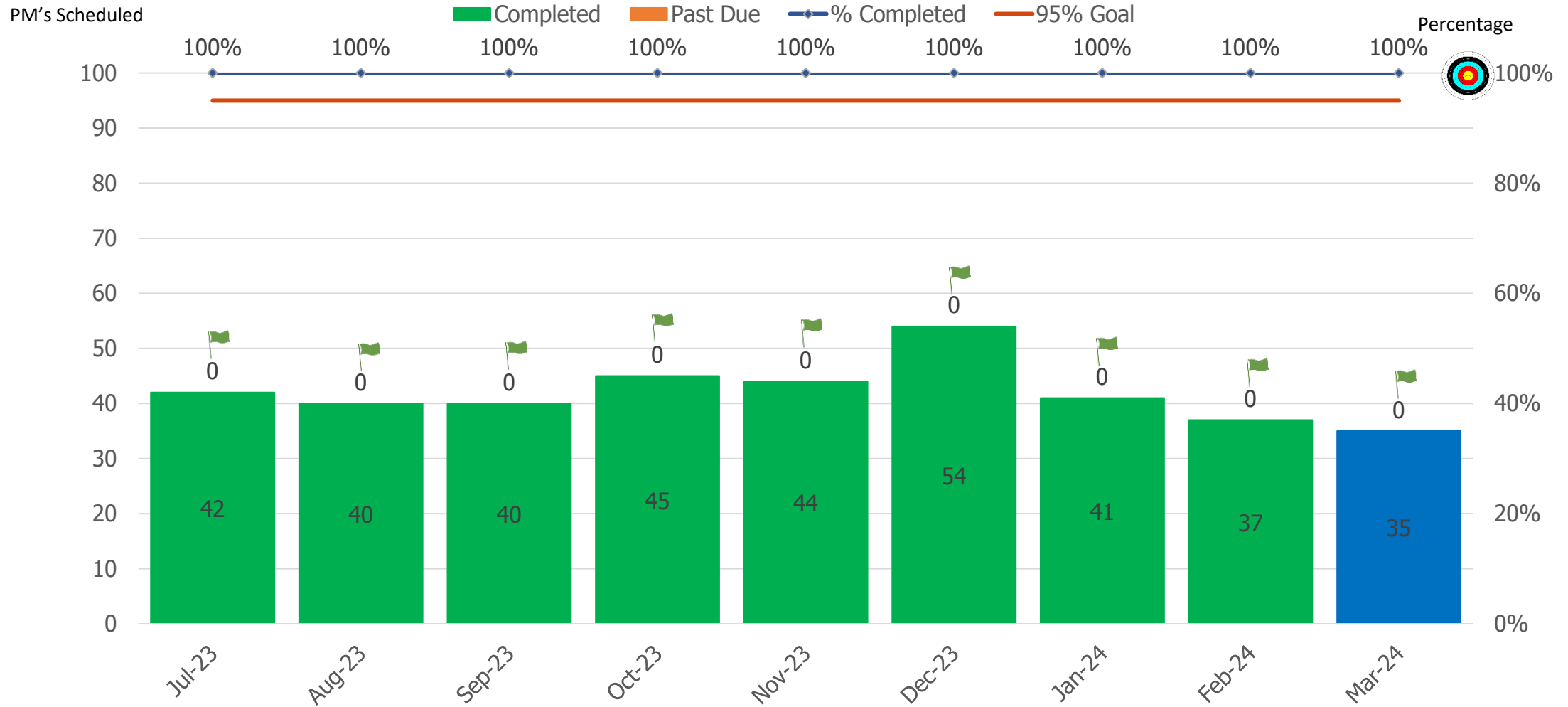


- 7%> Meets expectations
- 8-10% Needs improvement
- 11%+ Does not meet expectations

PRIDE SRO	
Tuesday, April 2, 2024 Snapshot	
Open SWOs	4431
Past Due SWOs	169

Delegated Court Performance Report

Imperial Court - Preventive Maintenance

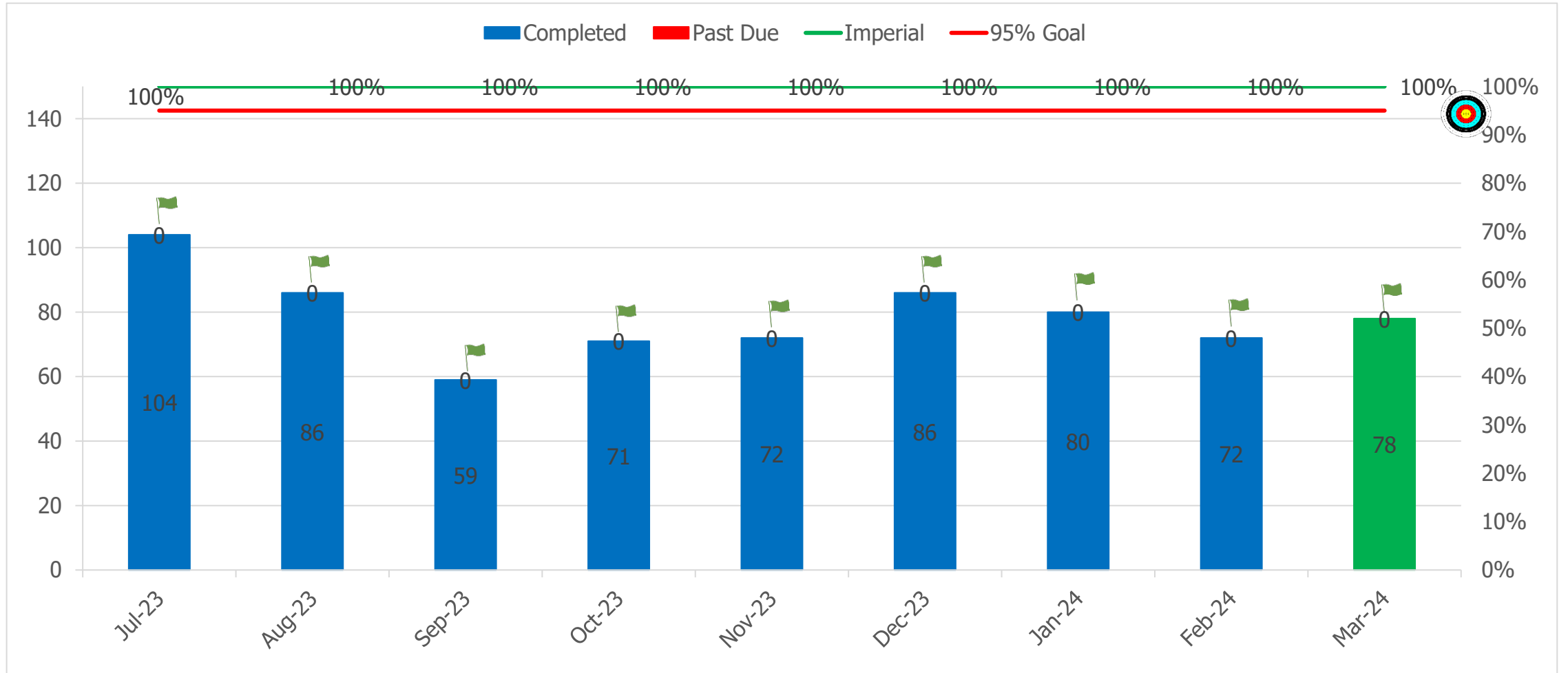


- 5% or less Meets expectations
- 6% + Does not meet expectations

35 PM's Scheduled for March 2024

Report Run Date: 04/02/2024

Imperial Court – Past Due SWOs

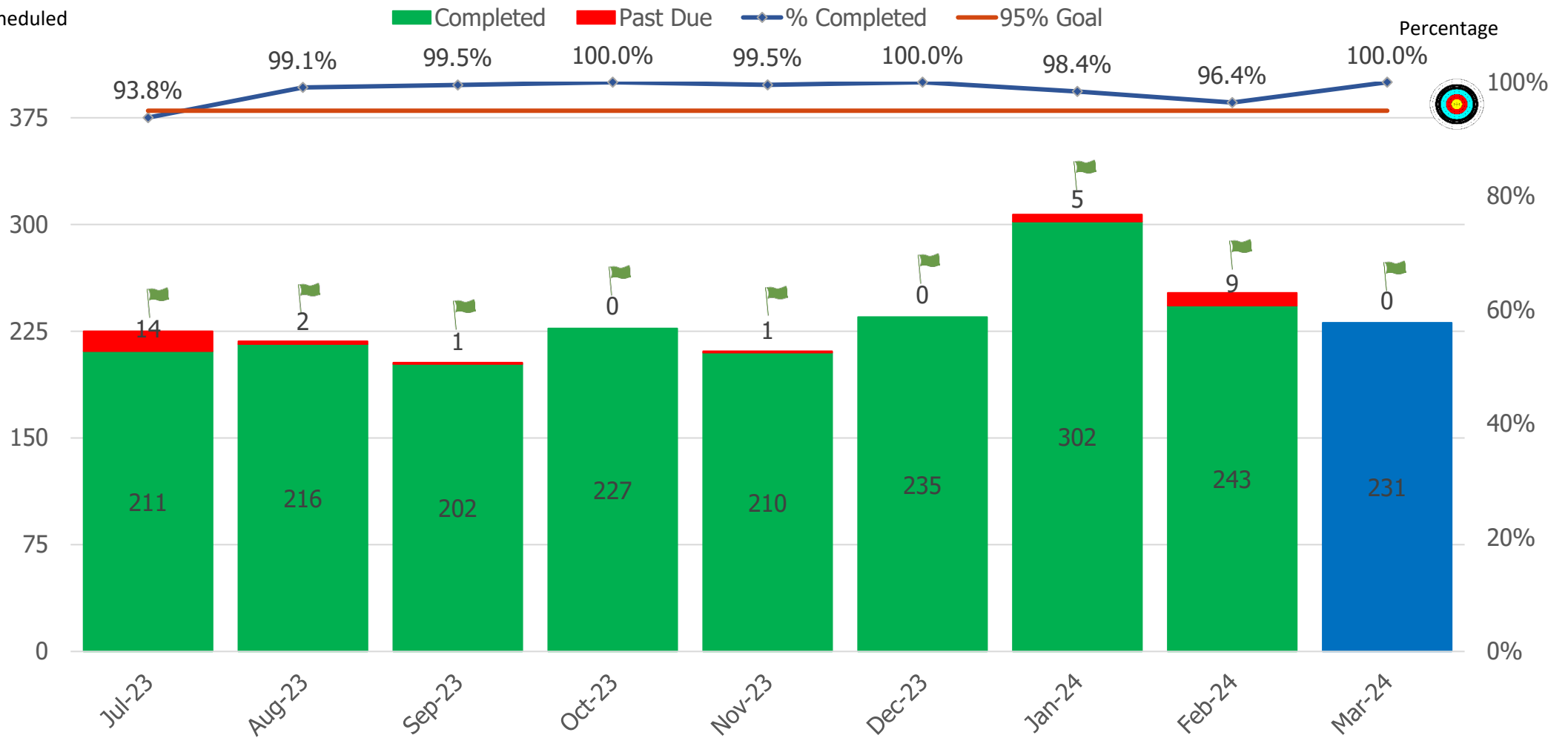


- 5% or less Meets expectations
- 6% + Does not meet expectations

Imperial County	
Tuesday, April 2, 2024 Snapshot	
Open SWOs	78
Past Due SWOs	0

Orange Court - Preventive Maintenance

PM's Scheduled

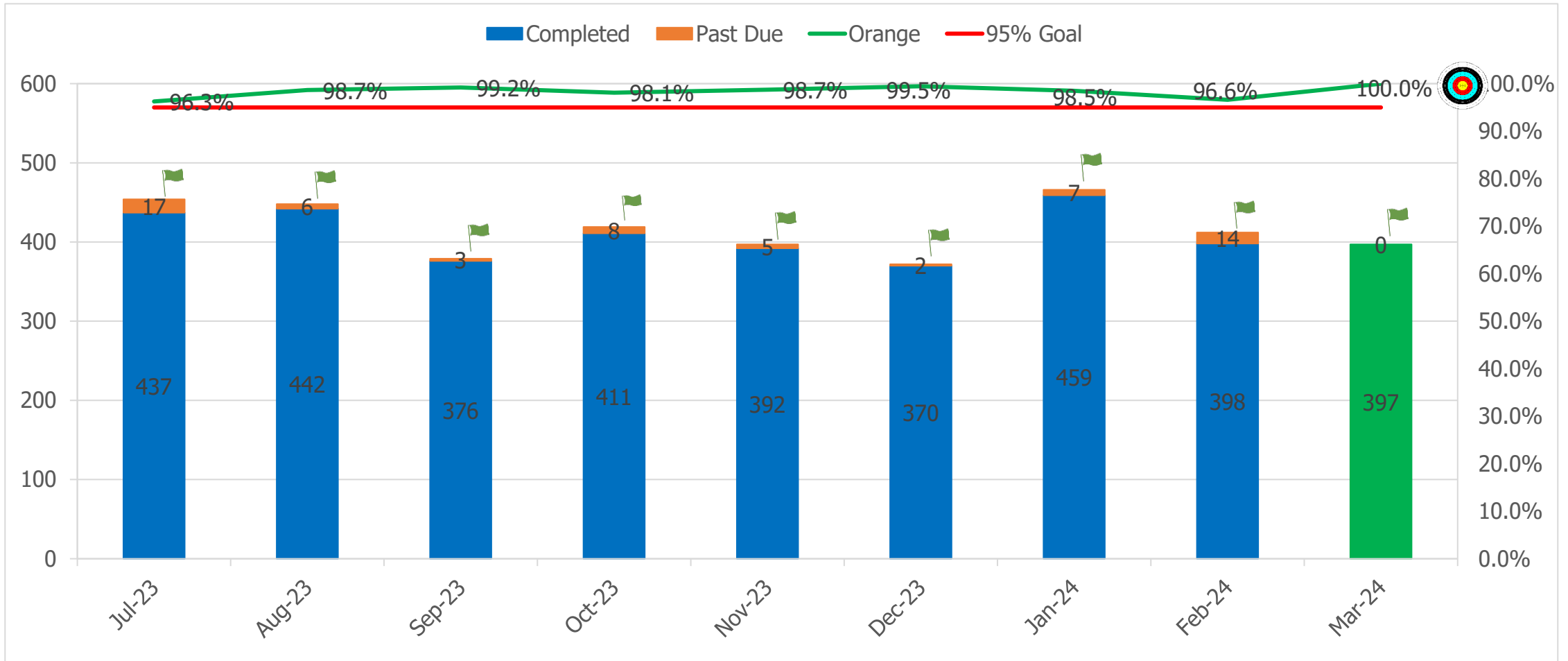


- 5% or less Meets expectations
- 6% + Does not meet expectations

231 PM's Scheduled for March 2024

Report Run Date: 04/02/2024

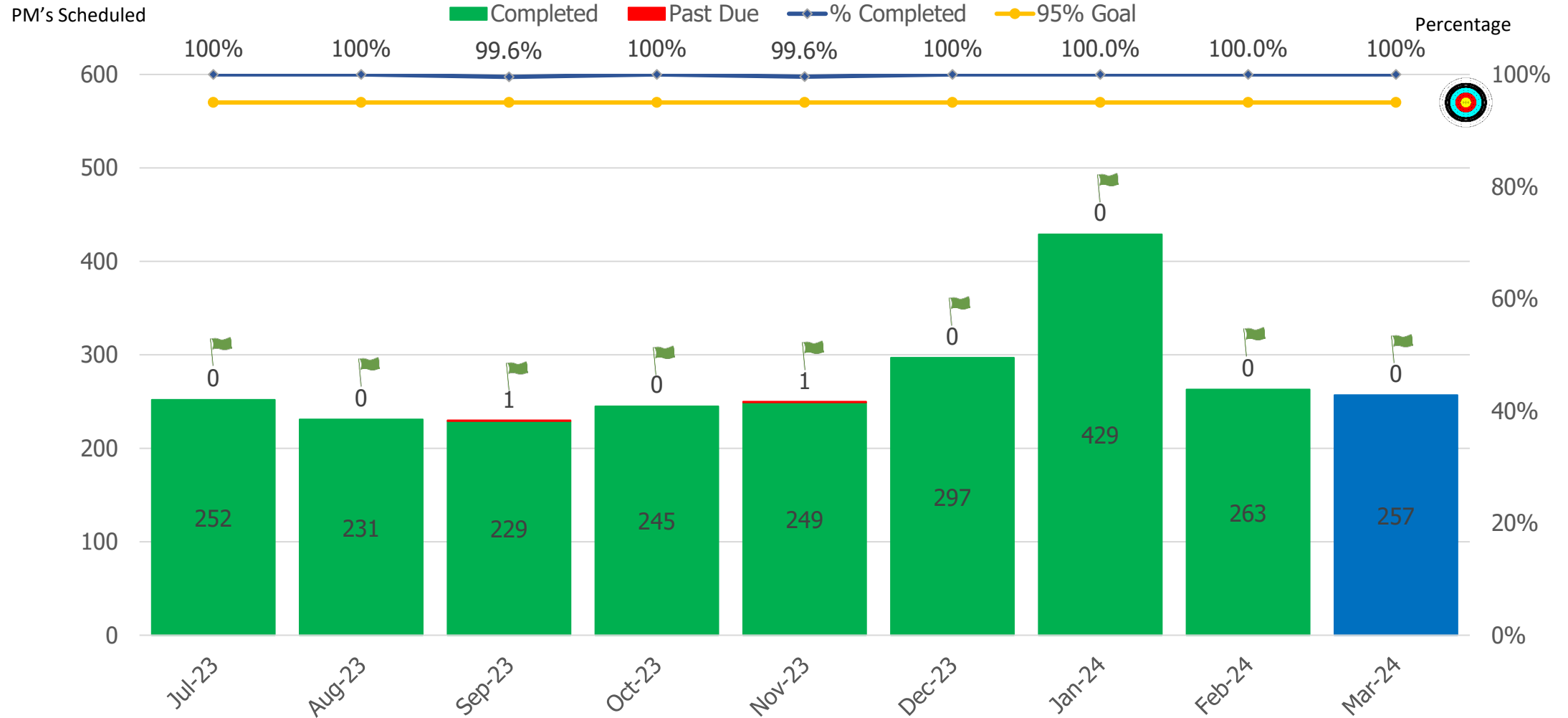
Orange Court – Past Due SWOs



- 5% or less Meets expectations
- 6% + Does not meet expectations

Orange County	
Tuesday, April 2, 2024 Snapshot	
Open SWOs	397
Past Due SWOs	0

Riverside Court - Preventive Maintenance

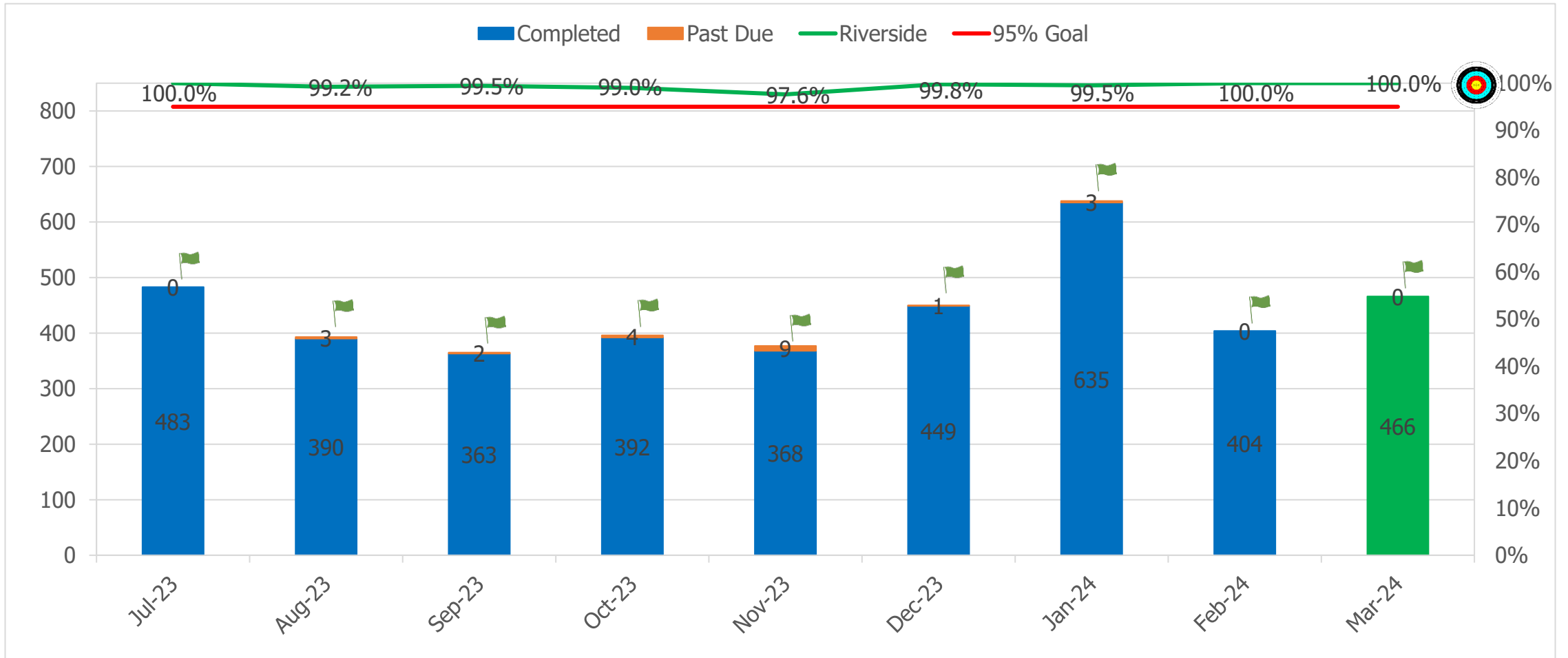


- 5% or less Meets expectations
- 6% + Does not meet expectations

257 PM's Scheduled for March 2024

Report Run Date: 04/02/2024

Riverside Court – Past Due SWOs




- 5% or less Meets expectations
- 6% + Does not meet expectations

Riverside County	
Tuesday, April 2, 2024 Snapshot	
Open SWOs	466
Past Due SWOs	0

Discussion Item 4

Plumbing Leak Assessment and Mitigation Update



Plumbing Water Leak

5 Fiscal Year Analysis

Discussion Item 4

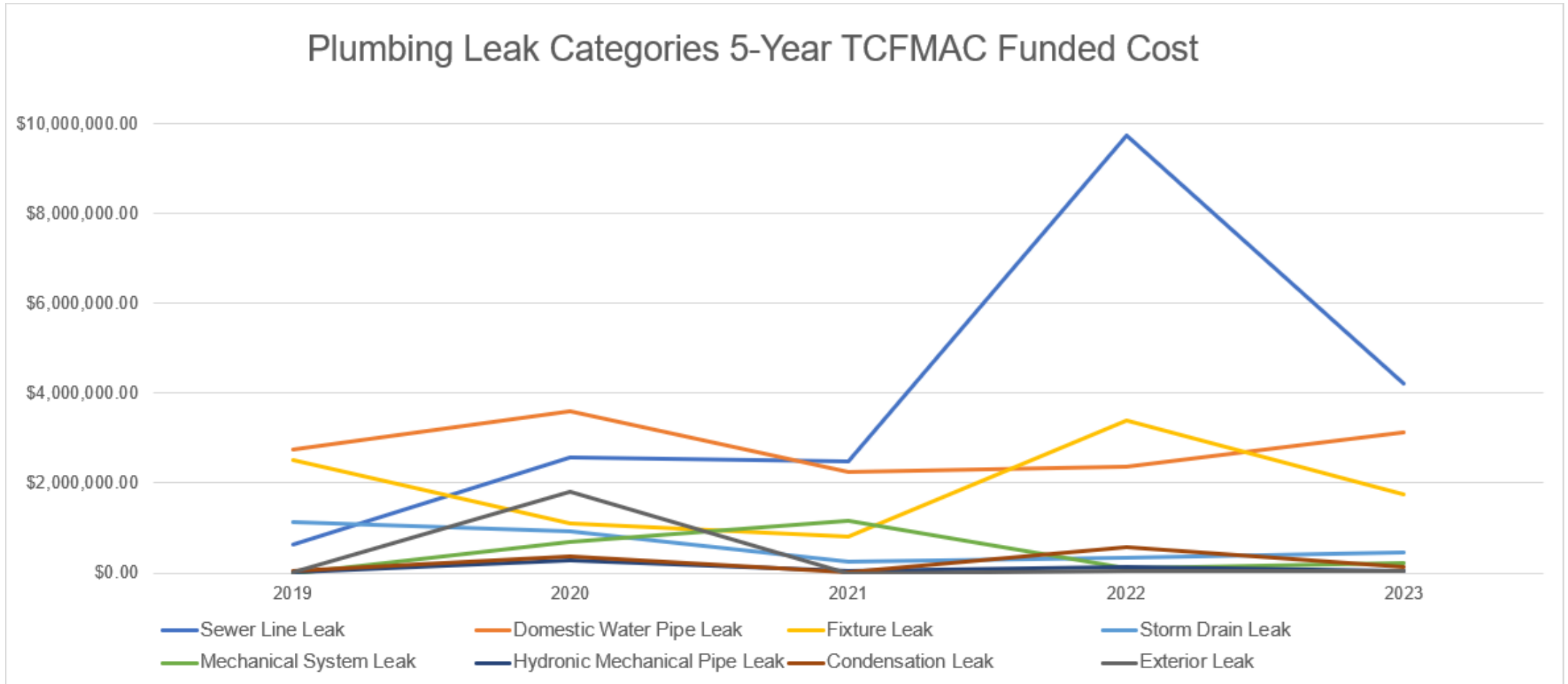
Plumbing Leak Assessment and Mitigation Update

5 Year Count and Cost of Projects by Category of Plumbing Water Leaks

Fiscal Year	19		20		21		22		23	
Categories	Count	TCFMAC Funded	Count	TCFMAC Funded	Count	TCFMAC Funded	Count	TCFMAC Funded	Count	TCFMAC Funded
Sewer Line Leak	11	\$621,985.24	86	\$2,586,591.43	80	\$2,480,976.00	134	\$9,811,253.56	126	\$4,217,601.00
Domestic Water Pipe Leak	73	\$2,760,102.66	65	\$3,586,651.53	99	\$2,255,198.05	92	\$2,363,019.00	82	\$3,199,609.00
Fixture Leak	66	\$2,517,572.60	33	\$1,109,930.32	31	\$823,197.36	45	\$3,463,694.00	64	\$1,741,400.00
Storm Drain Leak	35	\$1,144,912.00	32	\$918,908.00	14	\$257,204.00	19	\$354,009.00	15	\$651,661.00
Mechanical System Leak	1	\$1,112.00	12	\$681,856.32	12	\$1,149,438.53	4	\$95,977.00	6	\$212,618.00
Exterior Leak	1	\$15,627.00	2	\$1,813,602.00		-	3	\$50,897.61	4	\$37,372.00
Condensation Leak	1	\$48,608.00	8	\$365,988.91	3	\$31,510.00	11	\$589,191.00	6	\$134,344.00
Hydronic Mechanical Pipe Leak	1	\$16,165.00	8	\$276,649.71	4	\$56,412.51	10	\$134,002.00	7	\$61,214.00
Fire Sprinkler Leak	2	\$345,560.00	1	\$53,096.00	1	\$11,394.00	3	\$54,357.00	-	-
Fire Protection Systems Leak	1	\$10,960.00	-	-	-	-	1	\$15,406.00	1	\$19,247.00
Roof Leak	-	-	-	-	-	-	1	\$4,891.00	2	\$38,963.00
Grand Total	192	\$7,482,604.50	247	\$11,393,274.22	244	\$7,065,330.44	323	\$16,936,697.17	313	\$10,314,029.00

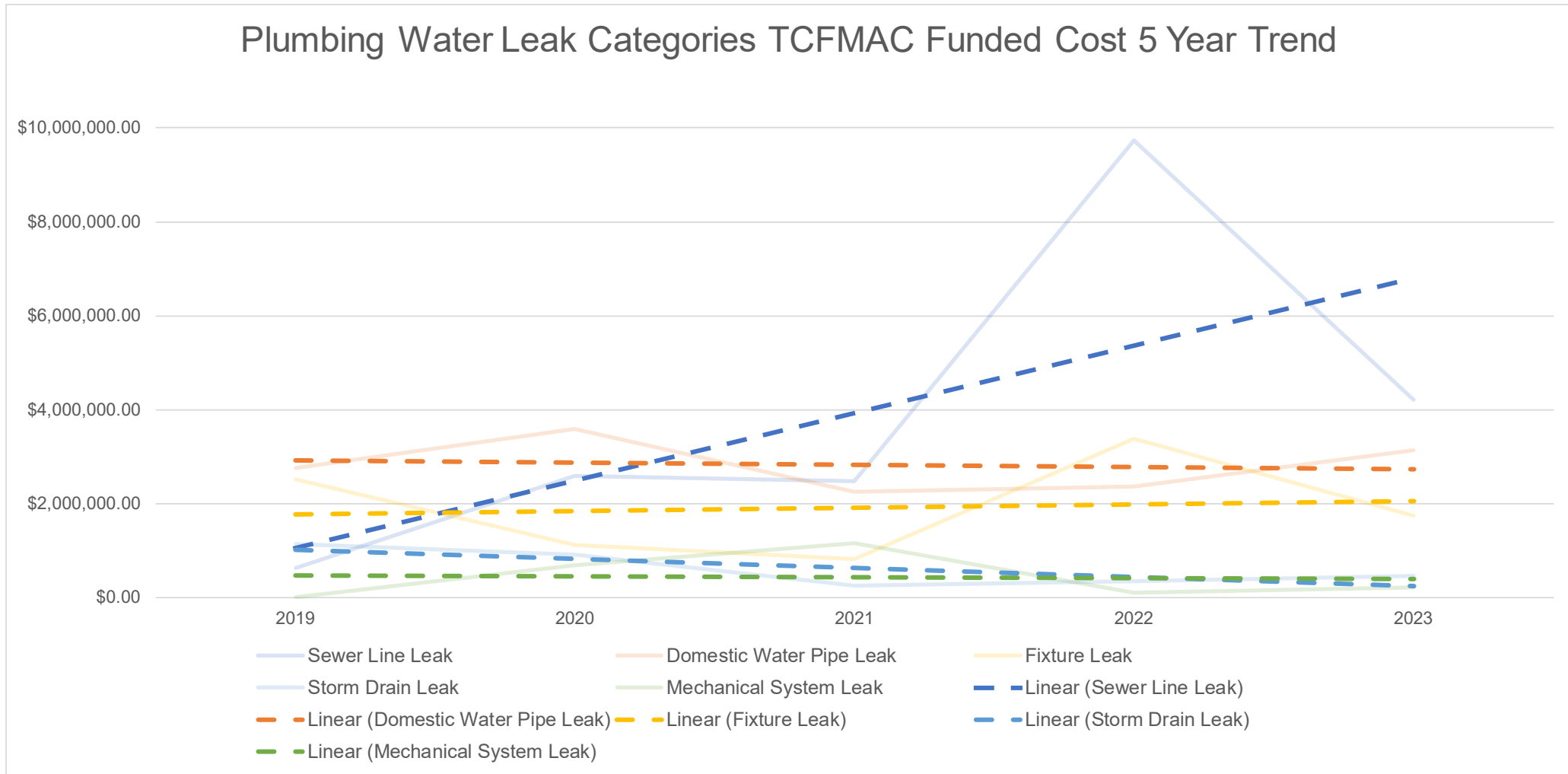
Discussion Item 4

Plumbing Leak Assessment and Mitigation Update



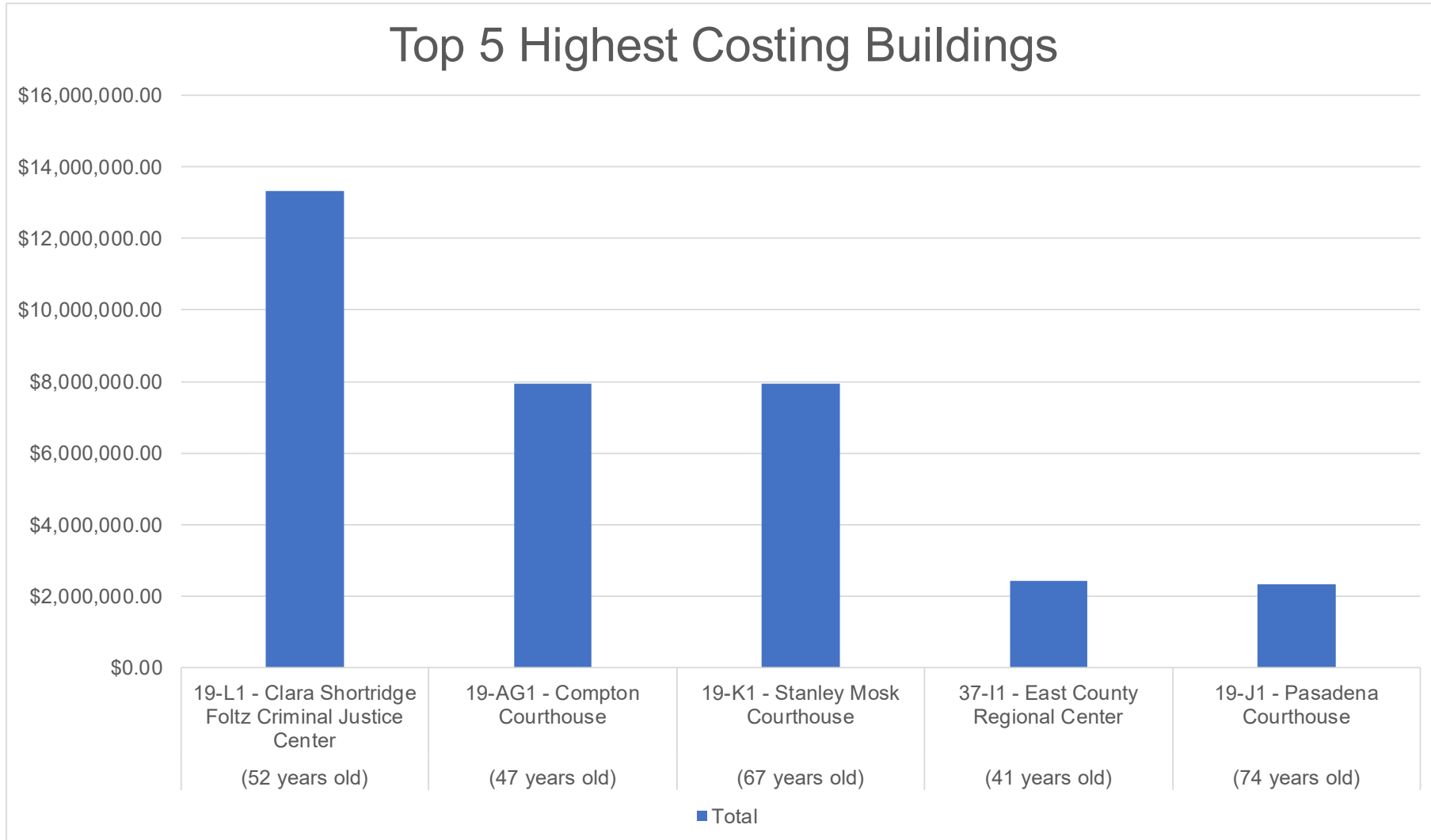
Discussion Item 4

Plumbing Leak Assessment and Mitigation Update



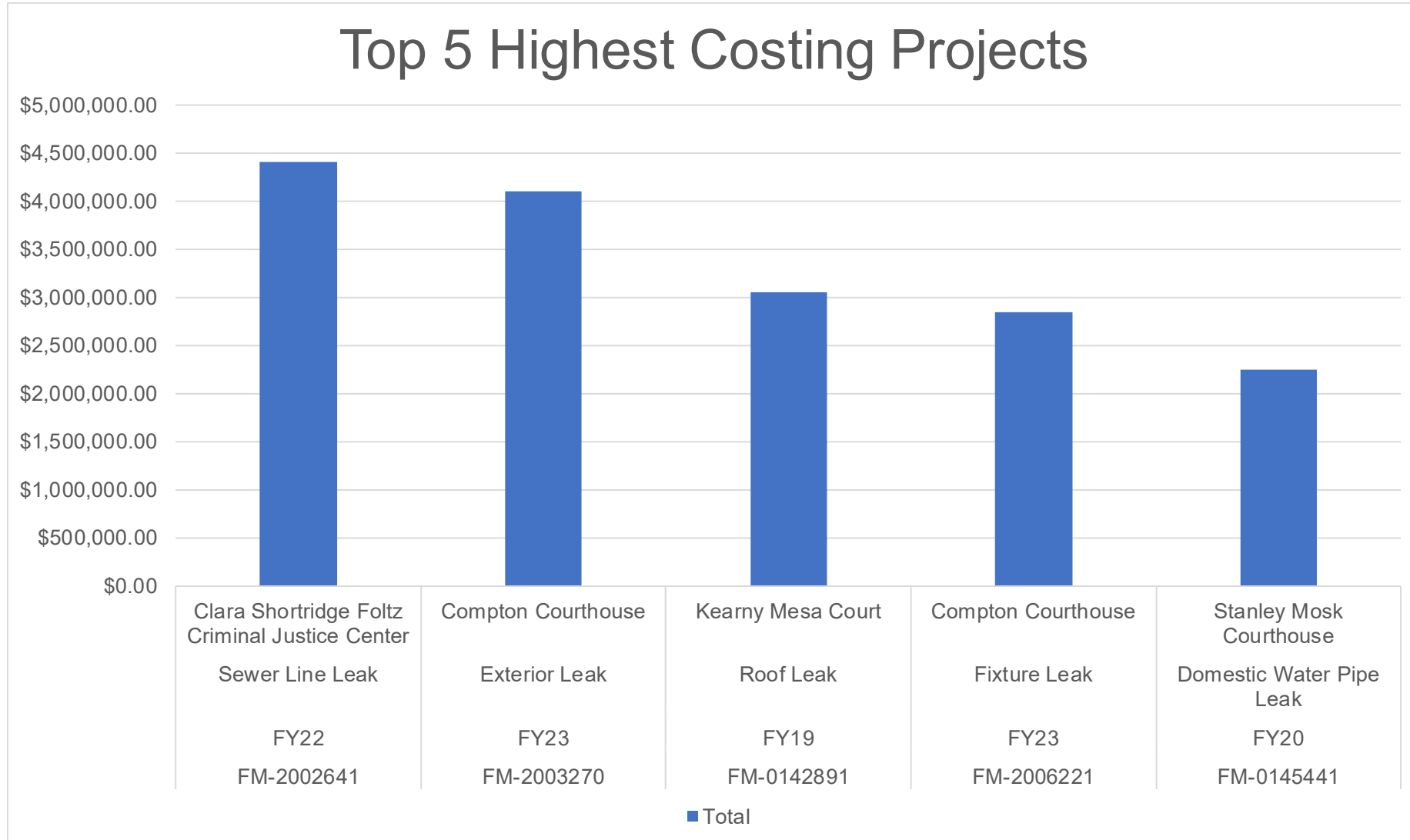
Discussion Item 4

Plumbing Leak Assessment and Mitigation Update



Discussion Item 4

Plumbing Leak Assessment and Mitigation Update



Discussion Item 4

Plumbing Leak Assessment and Mitigation Update

Proposed Mitigation Measures

1. Fixture and connection replacements
 - Compton Courthouse scoping and procurement in progress
2. Wash, videotape, and epoxy coat sanitary sewer lines
 - Continue negotiations with County on Shared Cost approval for Clara Shortridge Foltz, Pasadena, Torrance, Van Nuys West and Compton Courthouses.

Information-Only Item 1

Deferred Maintenance Funding - DMF-2 Projects Update

Project Status	Number of Projects	Original Estimate	Encumbered Amount
Roof Projects			
Completed	6	\$ 7,242,114	\$ 4,587,588
Deferred to next DMF	4	\$ 5,857,919	\$ 143,326
Subtotal	10	\$ 13,100,033	\$ 4,730,914
Elevator Projects			
Construction	2	\$ 3,761,517	\$ 6,042,501
Completed	15	\$ 16,133,507	\$ 23,475,949
Deferred to next DMF	2	\$ 720,203	\$ 356,024
Subtotal	19	20,615,227	29,874,474
BAS Projects			
Moved to DMF 4	1	\$ 1,945,000	\$ 1,635,624
Completed	3	\$ 5,116,000	\$ 6,825,492
Deferred to next DMF	22	\$ 18,528,000	\$ 1,933,497
Subtotal	26	25,589,000	10,394,612
HVAC Cooling System			
Deferred to next DMF	1	\$ 537,636	\$ -
Subtotal	1	\$ 537,636	\$ -
Building Assessment			
Completed	1	\$ 5,000,000	\$ 5,000,000
Subtotal	1	\$ 5,000,000	\$ 5,000,000
Grand Total	57	\$ 64,841,896	\$ 50,000,000

Information-Only Item 2

Deferred Maintenance Funding - DMF-3 Projects Update

Project Status	Number of Projects	Original Estimate	Current Amount
Fire Alarm System Projects			
Cancelled	1	\$ 1,620,180	\$ -
Completed	9	\$ 9,579,891	\$ 4,282,882
In Construction	1	\$ 4,618,237	\$ 10,717,118
Subtotal	11	\$ 15,818,308	\$ 15,000,000
Grand Total	11	\$ 15,818,308	\$ 15,000,000

Information-Only Item 3

Deferred Maintenance Funding - DMF-4 Projects Update

Project Status	Number of Projects	Original Estimate	Current Amount
Roof Projects			
Construction	2	\$ 981,729	\$ 1,629,100
Close-Out	2	\$ 1,430,851	\$ 2,582,007
Completed	6	\$ 3,565,164	\$ 10,302,532
Cancelled	2	\$ 2,175,371	\$ 124,028
Deferred for the next DMF due to funding restraints	17	\$ 11,548,218	\$ 1,667,046
Subtotal	29	19,701,333	16,304,714
Elevator Projects			
Agency Review	3	\$ 9,128,125	\$ 4,743,438
Construction	6	\$ 40,364,701	\$ 29,595,897
Completed	1	\$ 1,069,097	\$ 1,372,668
Deferred for the next DMF due to funding restraints	7	\$ 20,204,515	\$ 1,559,691
Subtotal	17	70,766,439	37,271,694
Fire Protection Projects			
Close-Out	1	\$ 261,920	\$ 1,068,807
Completed	1	\$ 84,384	\$ 933,963
Cancelled	1	\$ 12,712	\$ -
Deferred for the next DMF due to funding restraints	1	\$ 12,740	\$ 14,331
Subtotal	4	371,757	2,017,100
Electrical Projects			
Cancelled	2	\$ 267,711	\$ 12,131
Deferred for the next DMF due to funding restraints	19	\$ 5,109,039	\$ 1,708,684
Subtotal	21	5,376,750	1,720,815
BMS Projects			
Agency Review	1	\$ 110,459	\$ 718,025
Construction	13	\$ 25,006,090	\$ 43,029,653
Close-Out	2	\$ 2,104,847	\$ 7,476,242
Completed	11	\$ 12,385,897	\$ 19,054,761
Cancelled	1	\$ 3,637,692	\$ -
Deferred for the next DMF due to funding restraints	10	\$ 22,245,764	\$ 708,197
Subtotal	38	65,490,749	70,986,878
HVAC Projects			
Construction	1	\$ 1,196,170	\$ 1,788,178
Close-Out	2	\$ 304,025	\$ 840,533
Cancelled	1	\$ 2,765,405	\$ 2,877
Deferred for the next DMF due to funding restraints	14	\$ 14,027,373	\$ 1,673,595
Subtotal	18	18,292,973	4,305,182
Grand Total	127	\$ 180,000,000	\$ 132,606,383

Information Only – Item 4

Architectural Revolving Fund – Projects Update

- Refer to materials for report

Meeting Calendar

Meeting Date	Type of Meeting	Time
Monday, January 29, 2024	Sacramento	10:00-3:00
Monday, March 4, 2024	Virtual	12:00-1:30
Monday, April 8, 2024	Sacramento	10:00-3:00
Monday, May 20, 2024	Virtual	10:00-3:00
Friday, July 19, 2024	Sacramento	10:00-3:00
Monday, August 26, 2024	Virtual	12:00-1:30
Friday, October 25, 2024	Courthouse tours 10/24/24 In person meeting 10/25/24 Location: tbd	08:30-4:00 10:00-3:00
Monday, December 2, 2024	Virtual	12:00-1:30



Next Meeting

Adjourn to Closed Session

- Closing Discussions
- Chair Closing Comments