

# **Trial Court Facility Modification Advisory Committee Meeting**

---

October 25, 2024



# Call to Order and Roll Call

- Chair Call to Order and Opening Comments
- Roll Call
  - Trial Court Facility Modification Advisory Committee Chair
  - Trial Court Facility Modification Advisory Committee Members
  - Facilities Services Staff
  - Guests

# Consent Calendar

- Minutes from open meeting on August 26, 2024

# Director's Report

- FY 2025–26 Budget Change Proposals & FY 2026–27 Budget Change Proposal Concepts
- Court Funded Request In-take Status
- LA Mental Health Courthouse
- AB3282 Veto Impacts to Disposition Properties

# Action Item 1

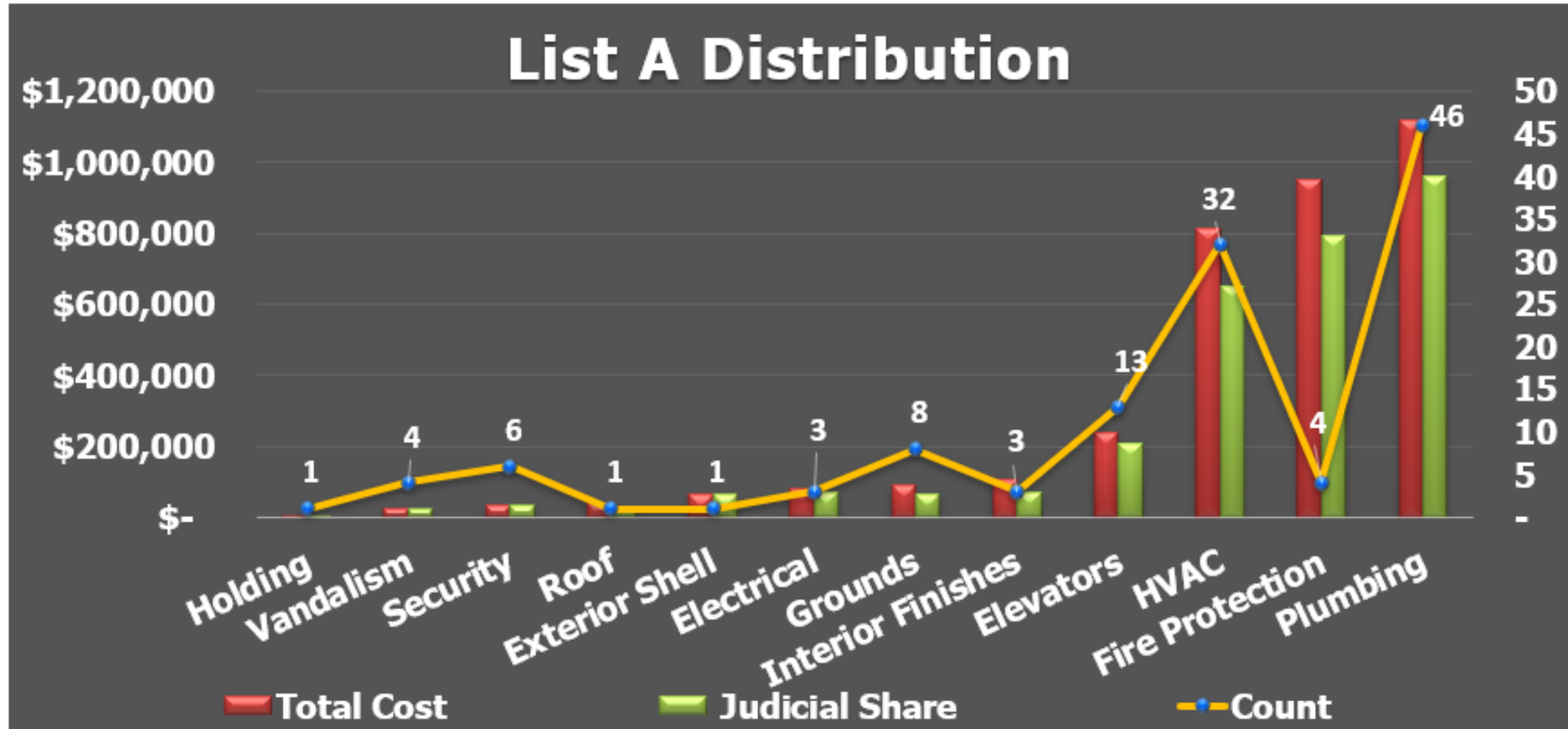
## List A – Emergency Facility Modifications (Priority 1)

- There were 122 new P1 FMs this period
- Total estimated FM Program budget share is \$2,978,567

| <b>FY 24-25 P1<br/>Budget<br/>Allocation</b> | <b>Prior<br/>Approvals<br/>for FY 24-25</b> | <b>Proposed<br/>Approvals</b> | <b>Remaining<br/>Balance</b> |
|--|---|-------------------------------|------------------------------|
| \$30,000,000                                 | \$7,241,756                                 | \$2,978,567                   | \$19,779,678                 |

# Action Item 1

## List A – Emergency Facility Modifications (Priority 1)



# Action Item 1

## List A – Emergency Facility Modifications (Priority 1)



### FM-2007638 Shasta Main Courthouse – HVAC



# Action Item 1

## List A – Emergency Facility Modifications (Priority 1)

### FM-2007700 Inglewood Courthouse – Plumbing

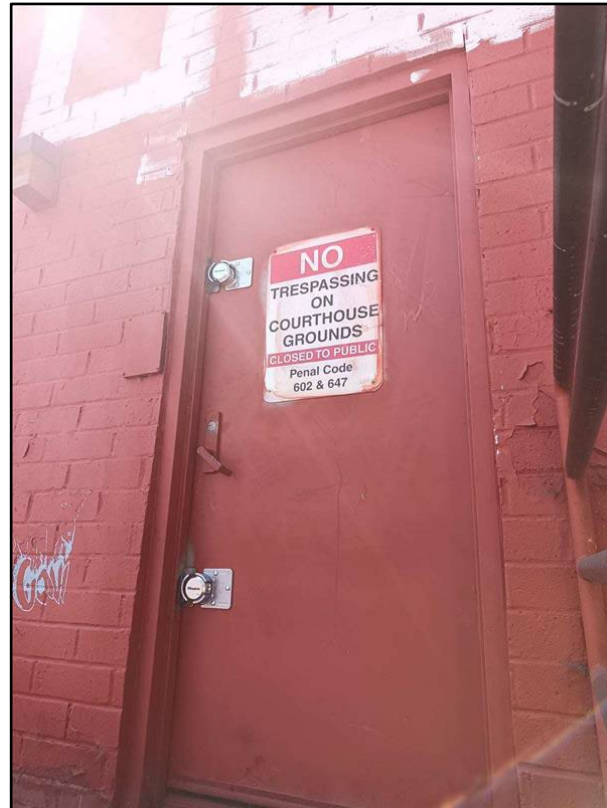





# Action Item 1

## List A – Emergency Facility Modifications (Priority 1)

FM-2007856 Mental Health Court – Vandalism



# Action Item 1

## List A – Emergency Facility Modifications (Priority 1)

FM-2007877 Fresno County Courthouse – Vandalism



# Action Item 2

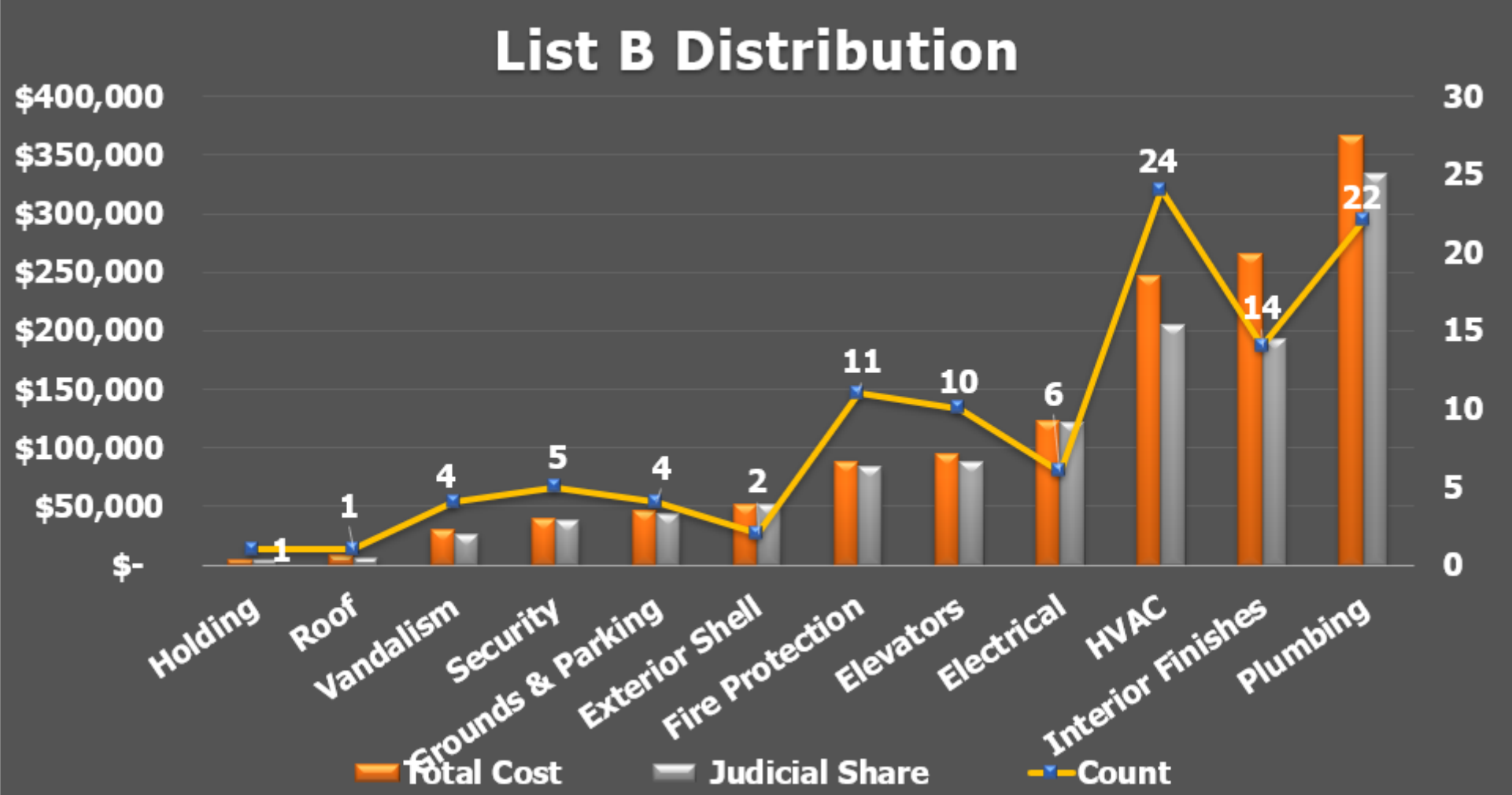
## List B – Facility Modifications Under \$100K (Priority 2)

- There were 104 new P2 FMs under \$100K this period
- Total estimated FM Program budget share is \$1,251,350

| <b>FY 24-25 P2<br/>Budget<br/>Allocation</b> | <b>Prior<br/>Approvals<br/>for FY 24-25</b> | <b>Proposed<br/>Approvals</b> | <b>Remaining<br/>Balance</b> |
|--|---|-------------------------------|------------------------------|
| \$8,000,000                                  | \$2,729,136                                 | \$1,198,104                   | \$4,072,760                  |

# Action Item 2

## List B – Facility Modifications Under \$100K (Priority 2)



# Action Item 2

## List B – Facility Modifications Under \$100K (Priority 2)

FM-2007482 Van Nuys Courthouse West – Interior Finishes



# Action Item 2

## List B – Facility Modifications Under \$100K (Priority 2)

FM-2007749 San Mateo HOJ – Electrical



# Action Item 2

## List B – Facility Modifications Under \$100K (Priority 2)


### FM-2007753 Eastlake Juvenile – Electrical



# Action Item 2

## List B – Facility Modifications Under \$100K (Priority 2)

FM-2007806 San Deigo NCRC - Annex – Plumbing





# Action Item 3

## List C – Cost Increases Over \$50K

- Impacts 5 FM projects
- Total FM Value - \$849,955
- Program Budget Impact - \$703,504

# Action Item 3

## List C – Cost Increases Over \$50K

### Los Angeles - Airport Courthouse – DMF IV Elevators, Escalators, & Hoists

| County  | Building           | Bldg. ID | FM ID      | Original Funded Cost | Current Cost Estimate | Amount of Increase |
|---|--------------------|----------|------------|----------------------|-----------------------|--------------------|
| Los Angeles   | Airport Courthouse | 19-AU1   | FM-2001131 | \$ 7,107,391         | \$ 7,339,782          | \$ 232,391         |
| Reason for Increase: Additional cost is for the installation of conduit and j-boxes for card readers at each landing for service elevator 7 and staff elevators 8 and 9 to the IDF room and the elevator machine rooms. This work was not included in the original scope. |                    |          |            |                      |                       |                    |
| Notes: FM Program Budget Share is 77.17%, therefore cost increase to FM Budget is \$179,336.  |                    |          |            |                      |                       |                    |

# Action Item 3

## List C – Cost Increases Over \$50K

### Orange - Harbor Justice Center-Newport Beach Facility – Grounds and Parking Lot

| County   | Building                                     | Bldg. ID | FM ID      | Original Funded Cost | Current Cost Estimate | Amount of Increase |
|--|--|----------|------------|----------------------|-----------------------|--------------------|
| Orange   | Harbor Justice Center-Newport Beach Facility | 30-E1    | FM-2001855 | \$ 306,202           | \$ 306,202            | \$ 294,277         |
| Reason for Increase: Project was delayed due to the completion of south entrance resulting in the reversion of funds for this project. Project could not begin as one courthouse entrance needed to remain operational for access. |  |          |            |                      |                       |                    |
| Notes: FM Program Budget Share is 84.32%, therefore cost increase to FM Budget is \$248,134.   |  |          |            |                      |                       |                    |

# Action Item 3

## List C – Cost Increases Over \$50K

### San Diego - Central Courthouse – Interior Finishes

| County   | Building           | Bldg. ID | FM ID      | Original Funded Cost | Current Cost Estimate | Amount of Increase |
|--|--------------------|----------|------------|----------------------|-----------------------|--------------------|
| San Diego  | Central Courthouse | 37-L1    | FM-2003067 | \$ 142,876           | \$ 202,050            | \$ 59,174          |
| Reason for Increase: The cost increase is to provide recommendations and design for the falling ceiling panels during working drawings and provide construction administration for the additional scope during construction. This work was not included in the original project scope. |                    |          |            |                      |                       |                    |
| Notes: FM Program Budget Share is 100%, therefore cost increase to FM Budget is \$59,174.  |                    |          |            |                      |                       |                    |

# Action Item 3

## List C – Cost Increases Over \$50K

### San Diego - East County Regional Center - Electrical

| County  | Building                    | Bldg. ID | FM ID      | Original Funded Cost | Current Cost Estimate | Amount of Increase |
|---|-----------------------------|----------|------------|----------------------|-----------------------|--------------------|
| San Diego   | East County Regional Center | 37-I1    | FM-2003217 | \$ 612,829           | \$ 759,168            | \$ 146,339         |
| Reason for Increase: The cost increase is to extend the feeder an additional 170 LF. The drawings incorrectly identified the feeder length resulting in additional material and labor costs to the GCI. |                             |          |            |                      |                       |                    |
| Notes: FM Program Budget Share is 67.71%, therefore cost increase to FM Budget is \$99,086.   |                             |          |            |                      |                       |                    |

# Action Item 3

## List C – Cost Increases Over \$50K

### San Diego - Central Courthouse – Interior Finishes

| County   | Building           | Bldg. ID | FM ID      | Original Funded Cost | Current Cost Estimate | Amount of Increase |
|--|--------------------|----------|------------|----------------------|-----------------------|--------------------|
| San Diego  | Central Courthouse | 37-L1    | FM-2005972 | \$ 403,116           | \$ 520,890            | \$ 117,774         |
| Reason for Increase: The cost increase is for additional fasteners required by the Engineer of Record during two structural observations and to replace attic stock utilized in the repairs. |                    |          |            |                      |                       |                    |
| Notes: FM Program Budget Share is 100%, therefore cost increase to FM Budget is \$117,774.   |                    |          |            |                      |                       |                    |

# Action Item 4

## List D – Facility Modifications over \$100K (Priority 2)

- Impacts 9 FM projects
- Total FM Value - \$7,962,176
- Program Budget Impact - \$6,839,878

# Action Item 5

## 2025 TCFMAC Annual Agenda

- Refer to meeting materials for draft 2025 TCFMAC Annual Agenda



# Action Item 6

## 2025 TCFAMC Meeting Schedule

- Approve proposed 2025 Meeting Schedule

| Meeting Date             | Type of Meeting  | Time                   |
|--------------------------|--|------------------------|
| Friday, January 31, 2025 | Virtual  | 10:00 a.m. – 3:00 p.m. |
| Monday, March 3, 2025    | Virtual  | 12:00 – 1:30 p.m.      |
| Monday, April 7, 2025    | Virtual  | 10:00 a.m. – 3:00 p.m. |
| Monday, May 19, 2025     | Virtual  | 10:00 a.m. – 3:00 p.m. |
| Friday, July 18, 2025    | Virtual  | 10:00 a.m. – 3:00 p.m. |
| Monday, August 25, 2025  | Virtual  | 10:00 a.m. – 3:00 p.m. |
| Friday, October 24, 2025 | Courthouse tours 10/23/25<br>In-person Meeting 10/24/25<br>Location: TBD | 10:00 a.m. – 3:00 p.m. |
| Monday, December 1, 2025 | Virtual  | 12:00 – 1:30 p.m.      |

# Action Item 7

## Trial Court Facility Modifications Report for Q1 of FY 2024–25

- Refer to meeting materials for FY 2024–25 Q1 report

# Discussion Item 1

## List E – Court Funded Requests

### Approved CFRs:

1. Alameda – (FM) Wiley W. Manuel Courthouse- \$4,005
2. Calaveras – (FM) Calaveras Superior Court- \$1,363
3. Contra Costa – (Small Project) Wakefield Taylor Courthouse- \$20,000
4. Contra Costa – (FM) Wakefield Taylor Courthouse- \$8,000
5. El Dorado – (Small Project) Main St. Courthouse- \$250,000
6. Kings – (FM) Kings Superior Court- \$1,166,786
7. Napa – (Small Project) Multiple- \$20,000

# Discussion Item 1

## List E – Court Funded Requests

### Approved CFRs:

8. Orange – (FM) Central Justice Center- \$7,660
9. Placer – (Small Project) Multiple- \$175,000
10. Sacramento – (Small Project) Gordon Schaber Sacramento Superior Court- \$50,000
11. San Diego – (Small Project) Multiple- \$300,000
12. Shasta – (Small Project) New Redding Courthouse- \$50,000
13. Shasta – (FM) New Redding Courthouse- \$50,000
14. Stanislaus – (Small Project) Multiple- \$60,000

# Discussion Item 1

## List E – Court Funded Requests

### Approved CFRs:

15. Stanislaus – (FM) Modesto Main Courthouse- \$16,829
16. Tehama – (Small Project) Tehama County Courthouse- \$15,000
17. Yolo – (Small Project) Yolo Superior Court- \$30,000

There were no cancelled CFRs this reporting period.

# Discussion Item 2

## List F – Funded FMs on Hold

- FMs on Hold for Shared Cost Approval
  - 2 Projects
  - \$4,667,772 JCC Share

# Discussion Item 3

## Sustainability Update

### Meeting Sustainability Goals:



Energy Efficiency



Water Conservation



Minimizing Waste & Increasing Recycling



Renewable Energy



EV Charging Infrastructure




Education and Communication

# Discussion Item 3 Sustainability Update

## Site Energy Use Intensity (EUI)

*Measured for 365 Days*



Space Heating



Pumps & Fans




Space Cooling



Lighting



Hot Water



Other Loads



Energy  
Consumption  
(kBTU / YEAR)

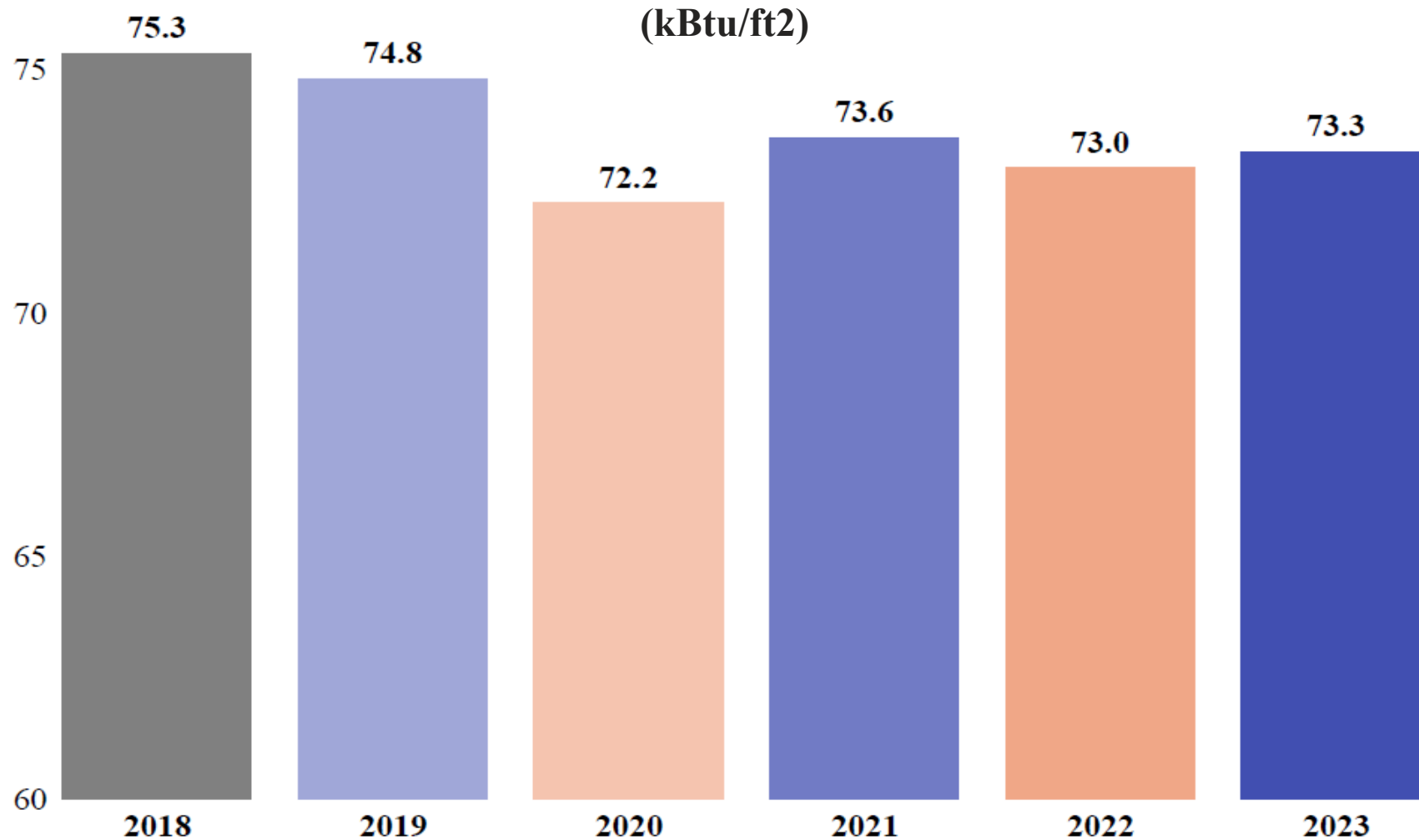
---

FLOOR AREA (SQ. FT.)



# Discussion Item 3 Sustainability Update

## Judicial Council-Managed EUI Fell 2%



# Discussion Item 3

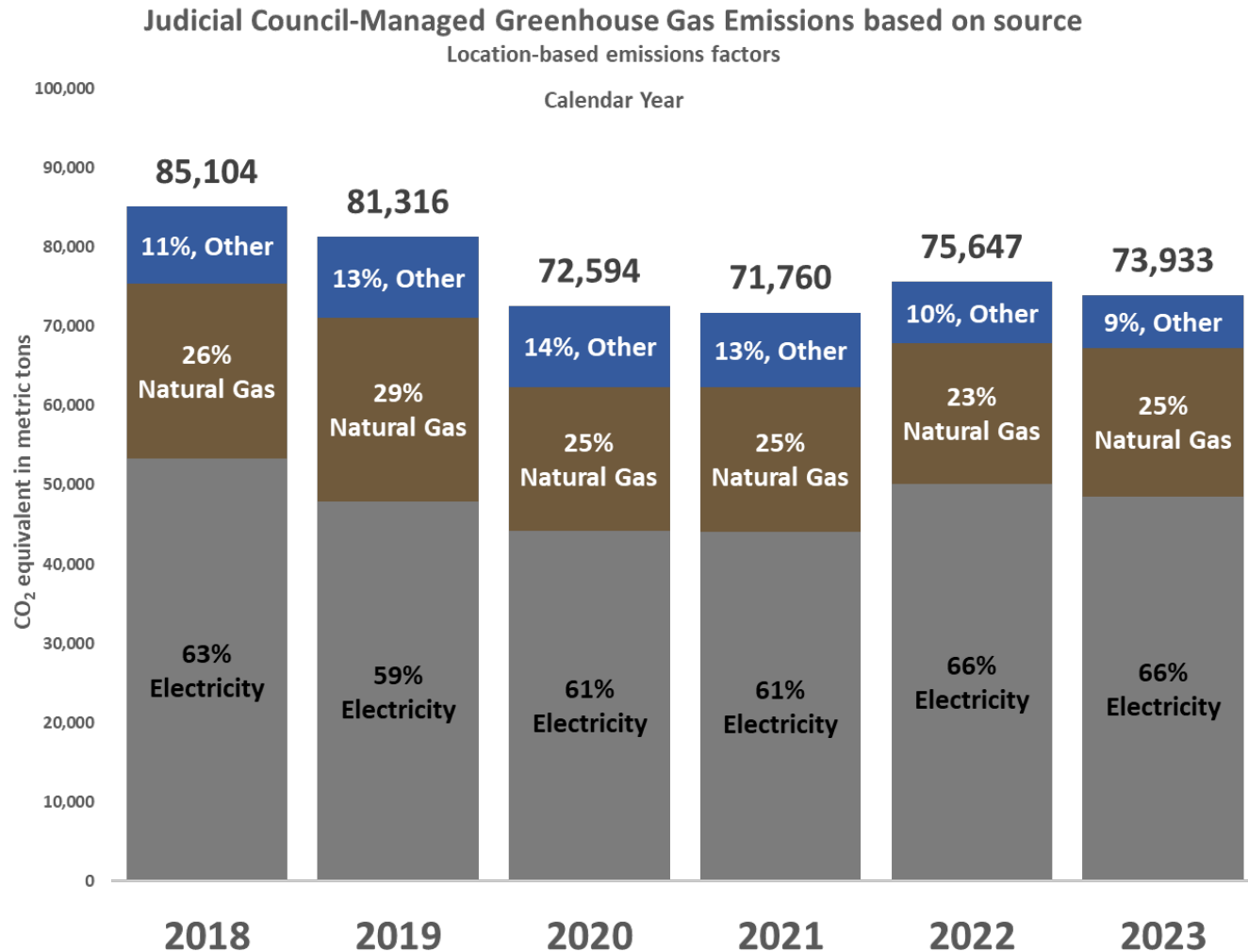
## Sustainability Update

### Regional Average Breakdown by EUI

| Region                  | Baseline<br>2018 EUI<br>(kBtu/sqft) | 2022 EUI<br>(kBtu/sqft) | 2023 EUI<br>(kBtu/sqft) | % Change<br>2023 vs<br>baseline | % Change<br>2023 vs<br>2022 |
|-------------------------|-------------------------------------|-------------------------|-------------------------|---------------------------------|-----------------------------|
| Region 1 - North        | 58.7                                | 82.6                    | 68.0                    | 15.8%                           | -17.7%                      |
| Region 2 - North East   | 64.7                                | 69.2                    | 71.7                    | 10.8%                           | 3.7%                        |
| Region 3 - West         | 63.6                                | 57.1                    | 55.3                    | -13.1%                          | -3.3%                       |
| Region 4 - Central      | 71.2                                | 74.5                    | 72.5                    | 1.8%                            | -2.7%                       |
| Region 5 - South West   | 59.0                                | 60.4                    | 61.6                    | 4.4%                            | 1.9%                        |
| Region 6A - Los Angeles | 74.4                                | 68.9                    | 81.4                    | 9.4%                            | 18.2%                       |
| Region 6B - Los Angeles | 90.9                                | 84.1                    | 81.3                    | -10.5%                          | -3.3%                       |
| Region 7 - South        | 89.2                                | 85.9                    | 84.2                    | -5.7%                           | -1.9%                       |

# Discussion Item 3 Sustainability Update

## Greenhouse Gas Emissions Reduced By Over 2%



2023 Carbon Emissions  
Equivalency :

**17,596** gasoline-powered  
passenger vehicles driven  
for one year

# Discussion Item 3

## Sustainability Update

### Energy Efficiency: Deep Energy Retrofit Study

- Twenty long-term facilities are being evaluated for the most effective approaches
- Results will formulate future funding requests



Bellflower Courthouse

# Discussion Item 3

## Sustainability Update

### Energy Efficiency : California State-Managed Courthouses Energy Efficiency Strategy Study

**Objective:** Develop comprehensive energy efficiency and sustainability goals for California courthouses.

#### Areas of Focus for Comprehensive Sustainability Report:

- Establishing goals for new constructions and major renovations.
- Proposing region-specific energy efficiency targets.
- Outlining and updating JCC building standards for sustainability.
- Cost comparisons with existing standards.



**Intent:** Set energy efficiency benchmarks and promote sustainability across all courthouse facilities in California.

# Discussion Item 3

## Sustainability Update

### Renewable Energy: Statewide Solar Update

- 20 Sites
  - 17 sites PV only
  - 3 sites PV + BESS
- \$12M cost savings over 20 years
- Completion targeted April 2026



# Discussion Item 3

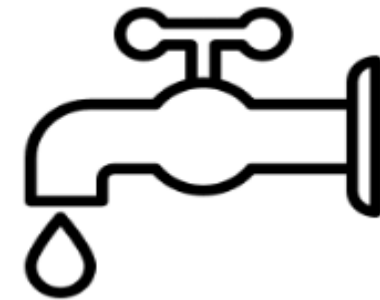
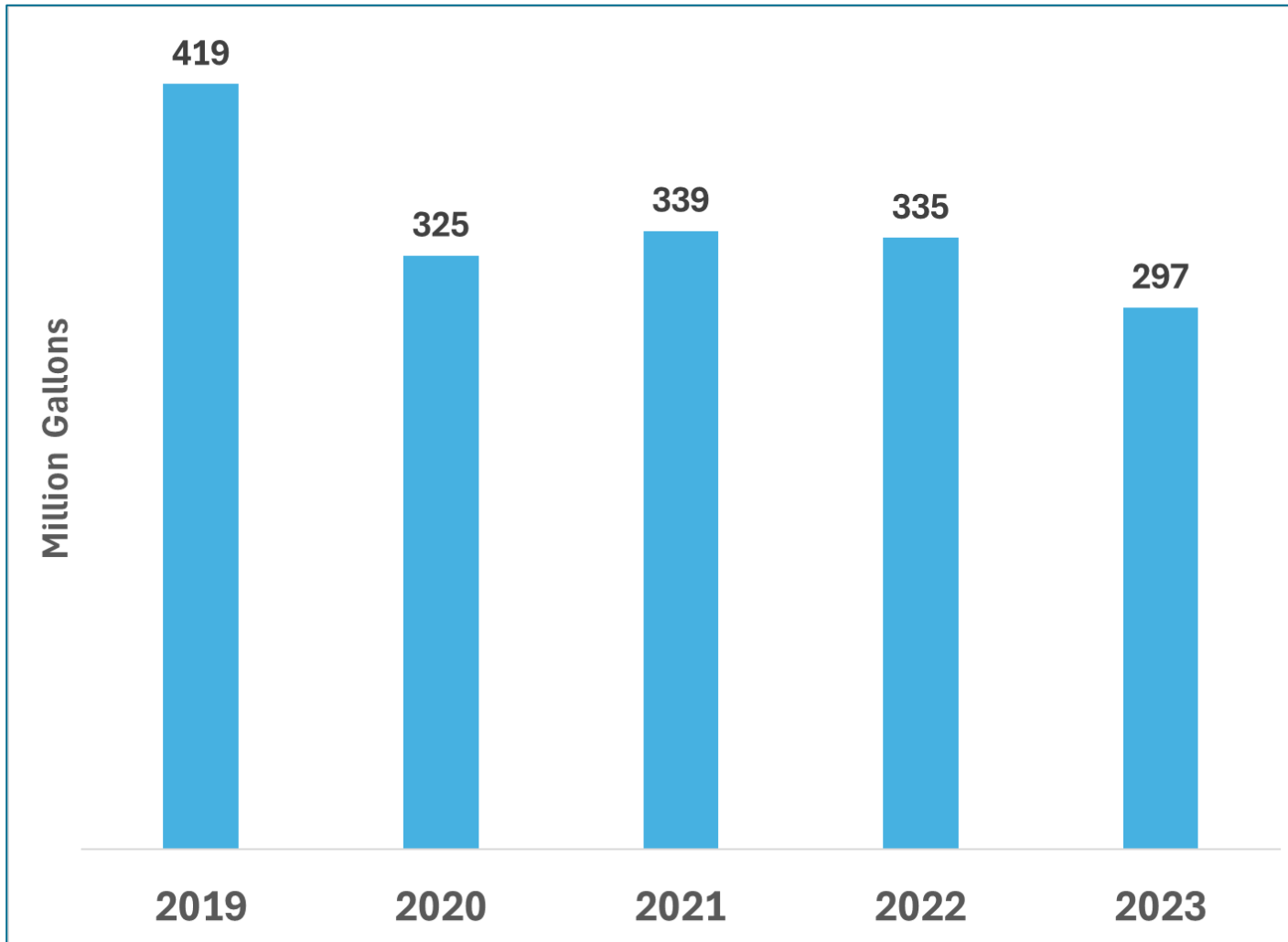
## Sustainability Update

### Electric Vehicle Infrastructure

| Location                            | # Ports | Status             | Estimated Date of Activation | Note                                     |
|-------------------------------------|---------|--------------------|------------------------------|--|
| 19-AG1 Compton                      | 24      | Permitting         | January 2025                 | Approved by TCFMAC, January 31, 2022     |
| 19-O1 El Monte                      | 38      | Permitting         | January 2025                 | Approved by TCFMAC, January 31, 2022     |
| 19-W3 Pomona                        | 40      | Engineering Design | June 2025                    | Approved by TCFMAC, January 31, 2022     |
| 36-R1 San Bernardino Justice Center | 74      | Permitting         | Quarter 1 2025               | CFR Approved by TCFMAC on April 10, 2023 |

# Discussion Item 3 Sustainability Update

## Judicial Council-Managed Water Use Reduction Nears 2030 Goal

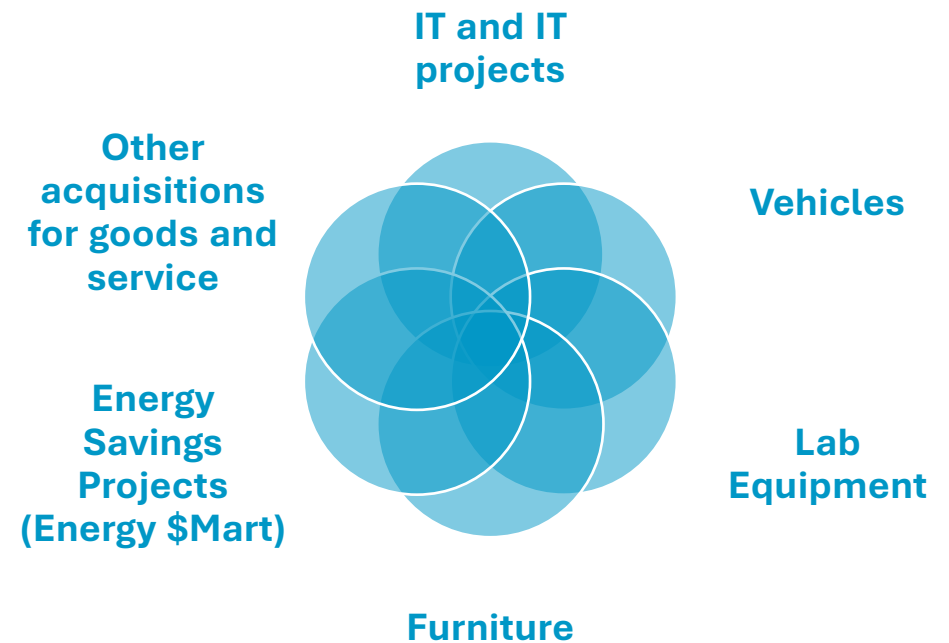


By 2030, we aspire to reach a 30% reduction compared to 2019 utilizing water conservation measures



# Golden State Financial Marketplace Program (GS \$Mart)

- Executive Branch Agencies leverage GS \$Mart to fund projects
- Legislative action needed to include the Judicial Branch entities
- AB-3282 Courts vetoed



# Discussion Item 3

## Sustainability Update

### Education and Communication: Sustainability Partnership

- Launched in July 2022
- 20 Trial Courts currently represented
- Quarterly Virtual Meeting
  - Educational Components
  - Court Guest Speakers

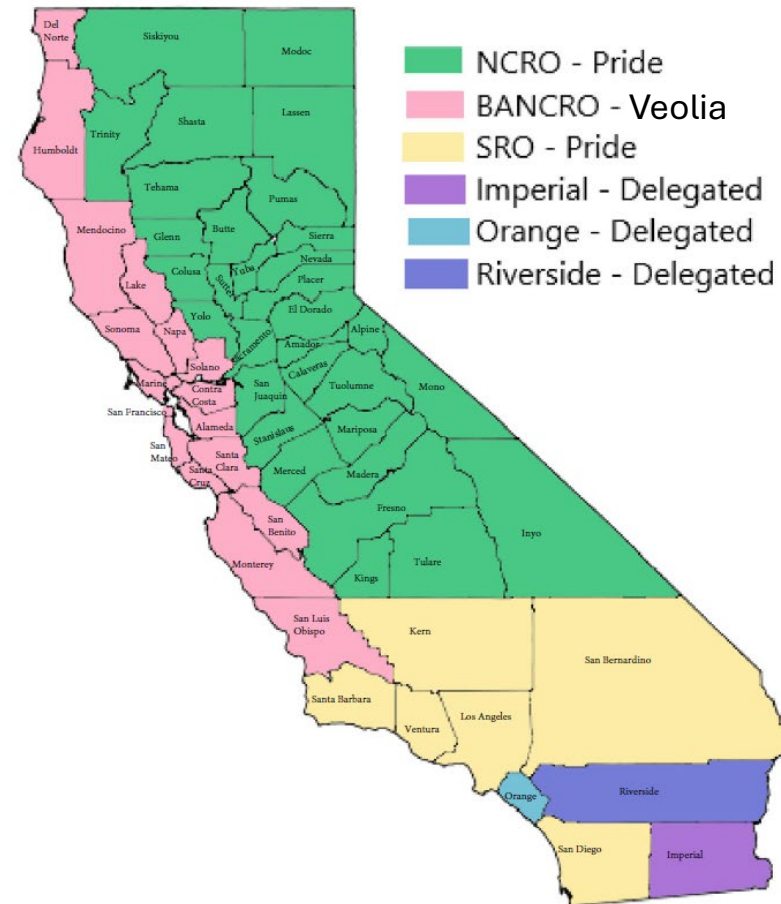


# Discussion Item 4

## Facilities Maintenance Performance Report

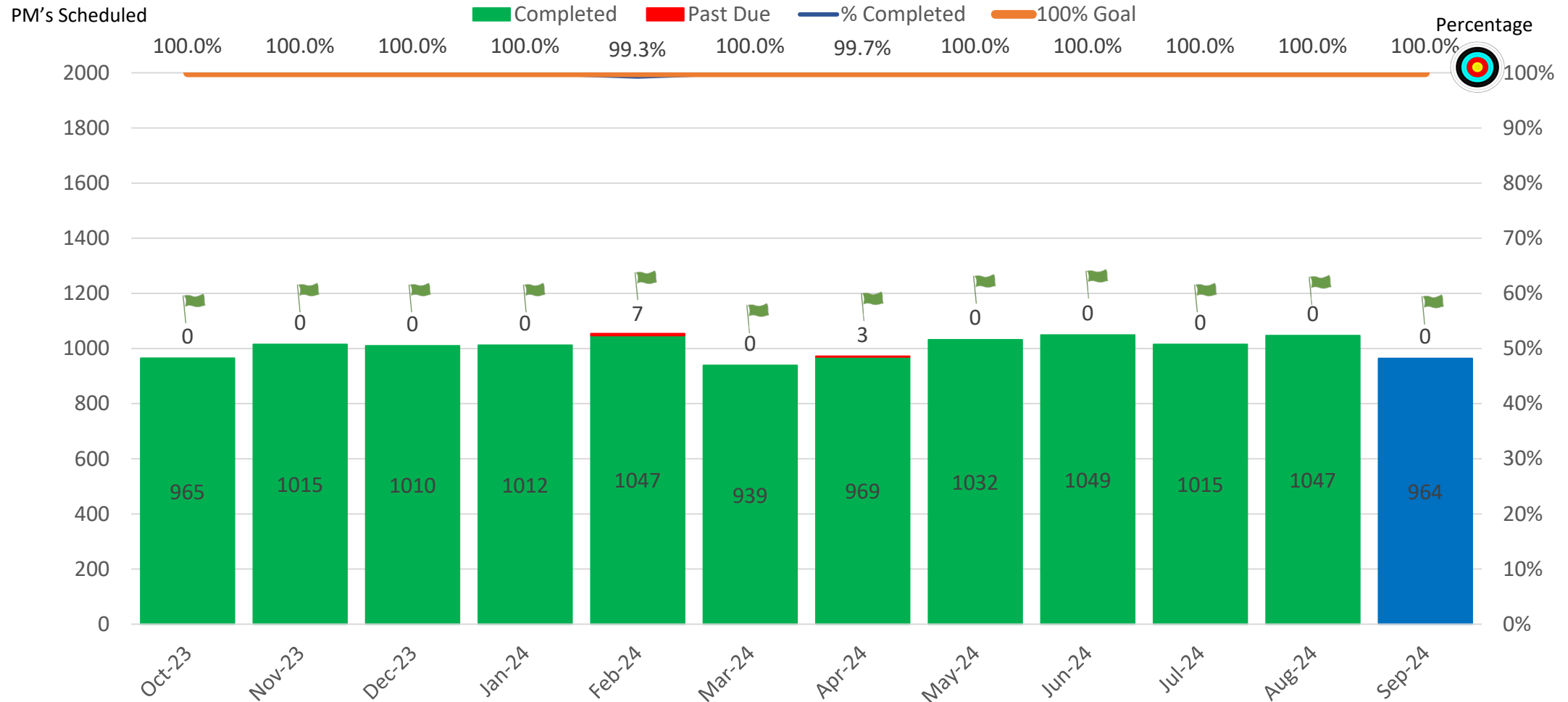
### Two “Models” for Maintenance and Operations

- Service Providers
  - BANCRO - Veolia
  - NCRO - Pride
  - SRO - Pride
- Delegation Program
  - Imperial
  - Orange
  - Riverside



# **Service Provider Performance Report**

# Veolia BANCRO - Preventive Maintenance

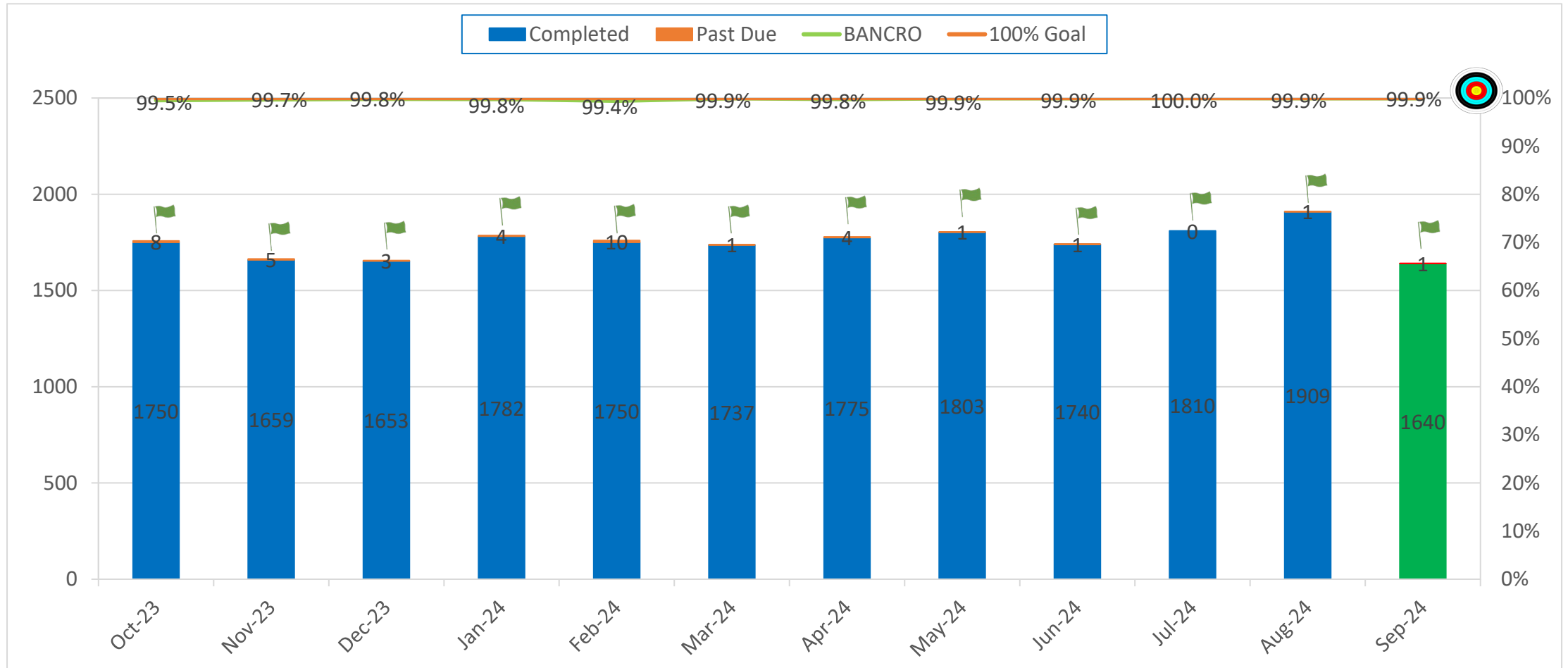


- 7%> Meets expectations
- 8-10% Needs improvement
- 11%+ Does not meet expectations

964 PM's Scheduled for September 2024

Report Run Date: 10/01/2024

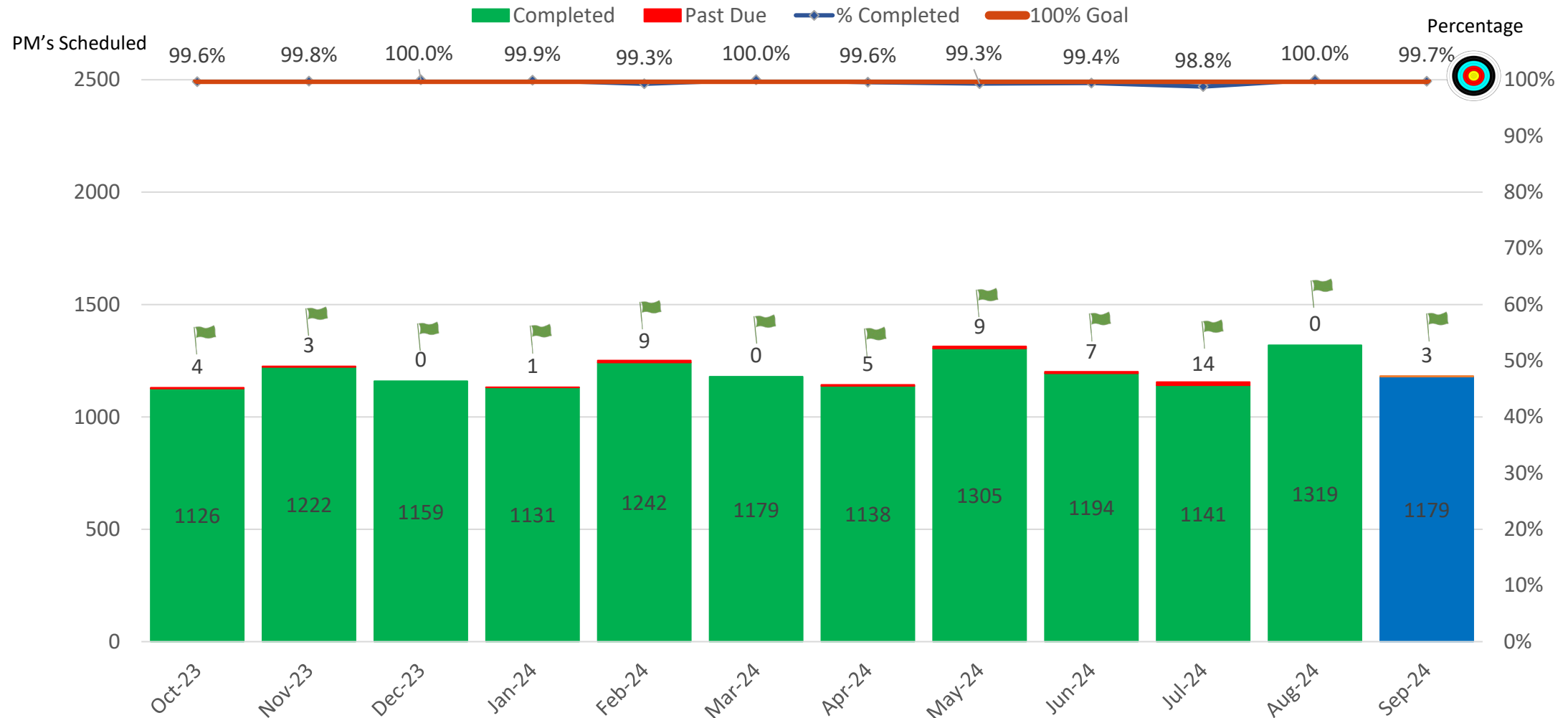
# Veolia BANCRO – Past Due SWOs



- 7%> Meets expectations
- 8-10% Needs improvement
- 11%+ Does not meet expectations

| Veolia BANCRO                     |      |
|-----------------------------------|------|
| Tuesday, October 1, 2024 Snapshot |      |
| Open SWOs                         | 1641 |
| Past Due SWOs                     | 1    |

# Pride NCRO - Preventive Maintenance

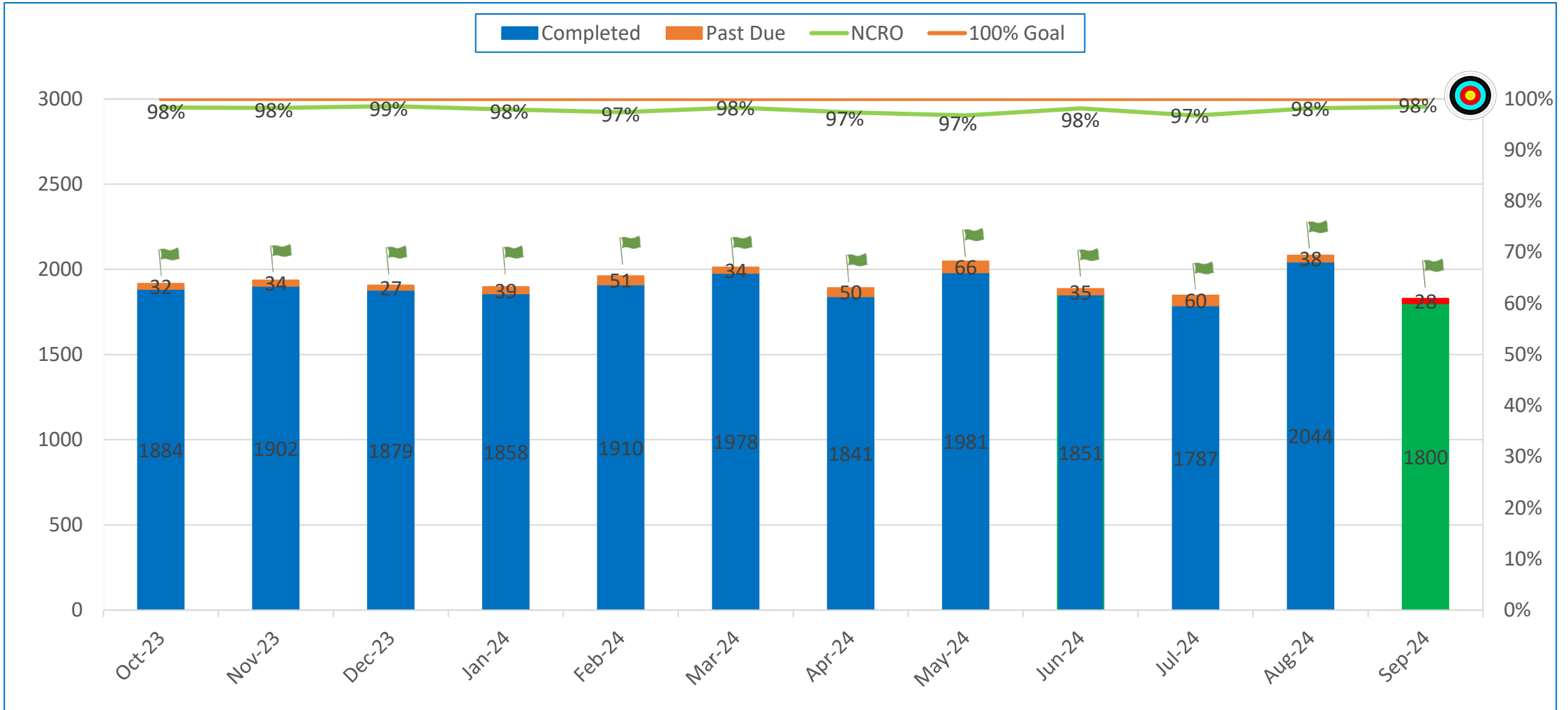


- 7%> Meets expectations
- 8-10% Needs improvement
- 11%+ Does not meet expectations

1182 PM's Scheduled for September 2024

Report Run Date: 10/01/2024

# Pride NCRO – Past Due SWOs

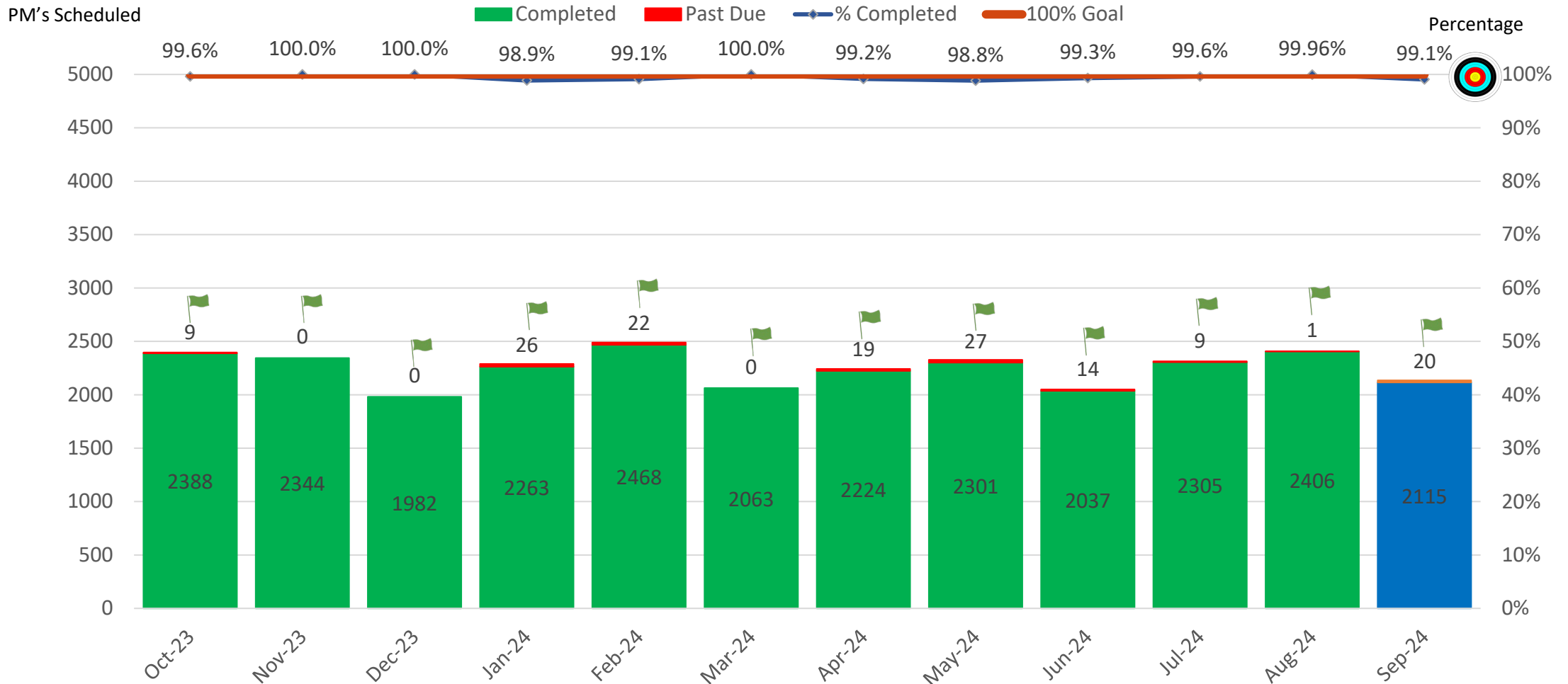


- 7%> Meets expectations
- 8-10% Needs improvement
- 11%+ Does not meet expectations

| PRIDE NCRO                        |      |
|-----------------------------------|------|
| Tuesday, October 1, 2024 Snapshot |      |
| Open SWOs                         | 1828 |
| Past Due SWOs                     | 28   |



# Pride SRO - Preventive Maintenance

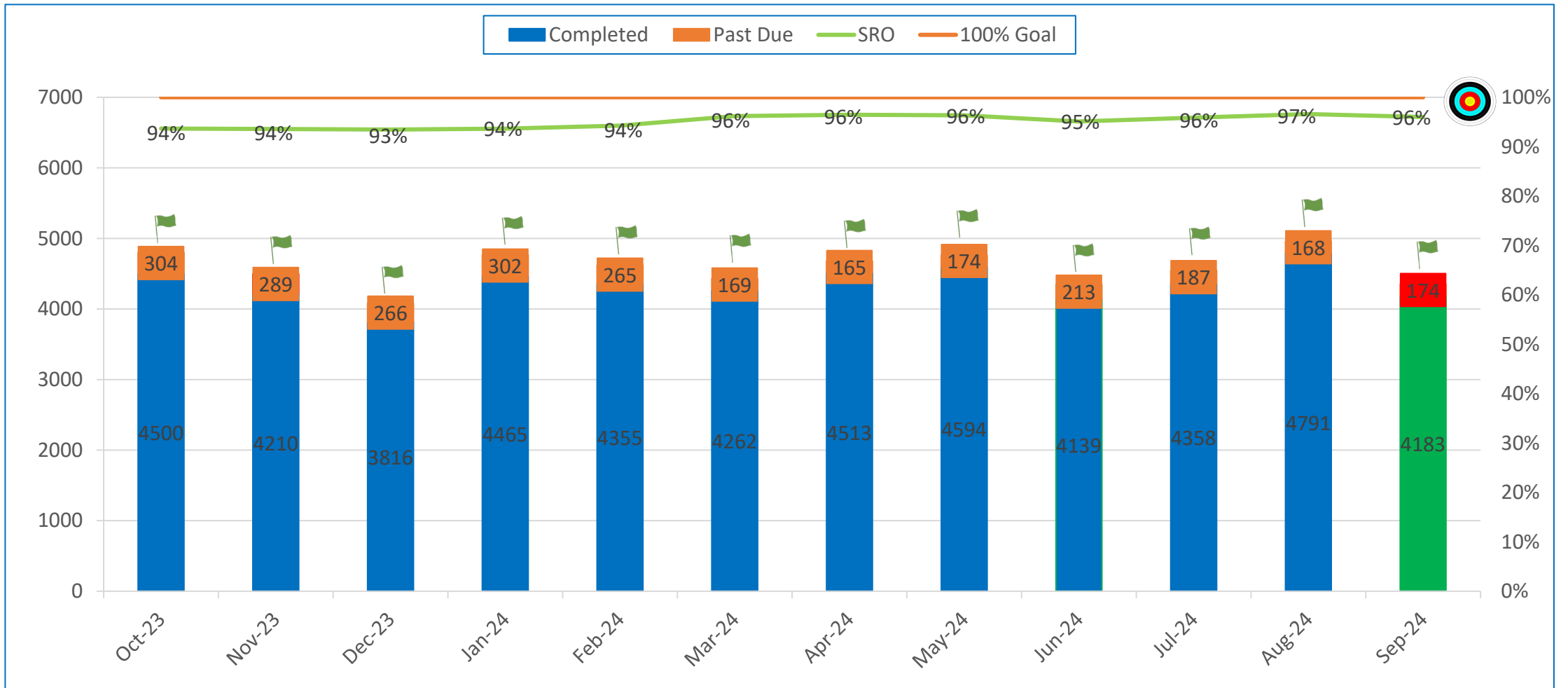


- 7%> Meets expectations
- 8-10% Needs improvement
- 11%+ Does not meet expectations

2135 PM's Scheduled for September 2024

Report Run Date: 10/01/2024

# Pride SRO – Past Due SWOs

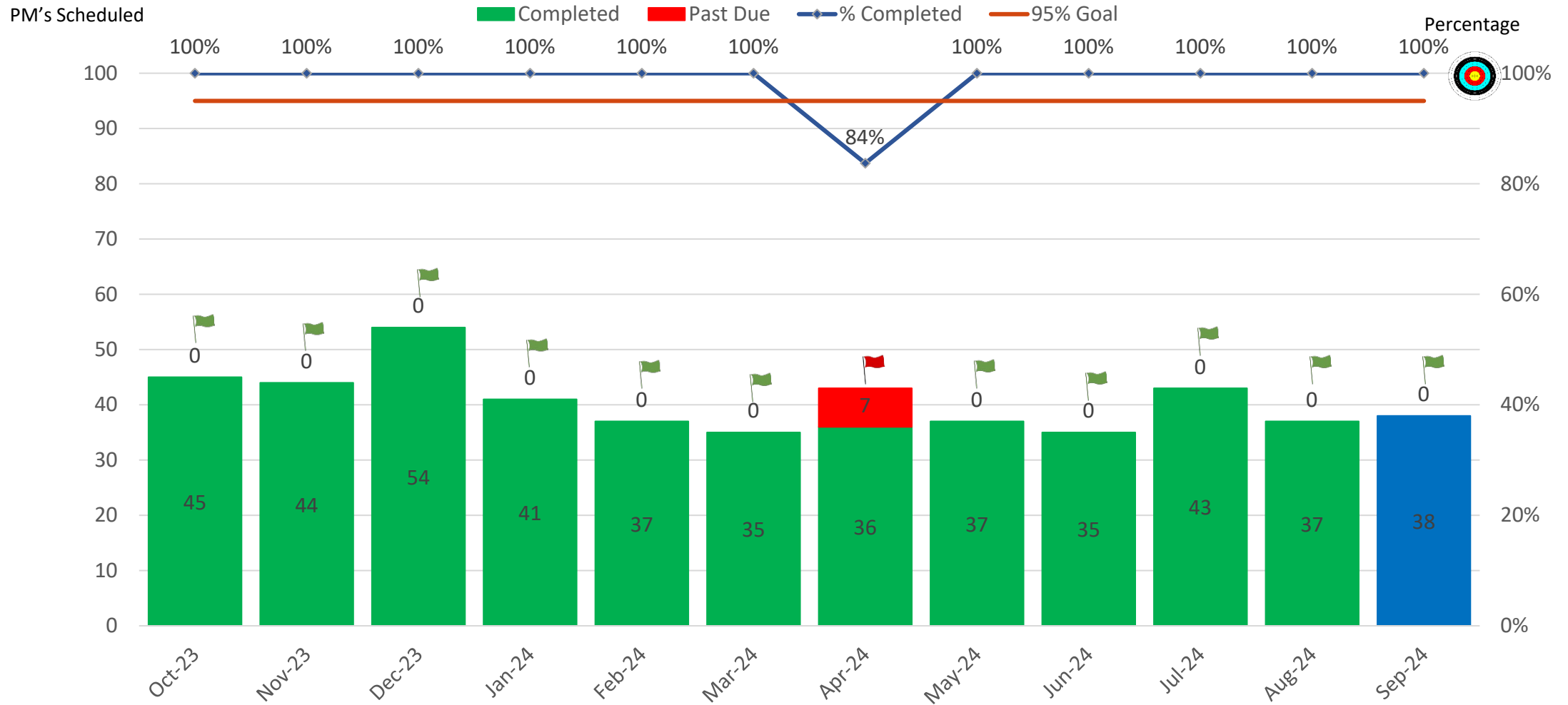


- 7%> Meets expectations
- 8-10% Needs improvement
- 11%+ Does not meet expectations

| PRIDE SRO                         |      |
|-----------------------------------|------|
| Tuesday, October 1, 2024 Snapshot |      |
| Open SWOs                         | 4357 |
| Past Due SWOs                     | 174  |

# **Delegated Court Performance Report**

# Imperial Court - Preventive Maintenance

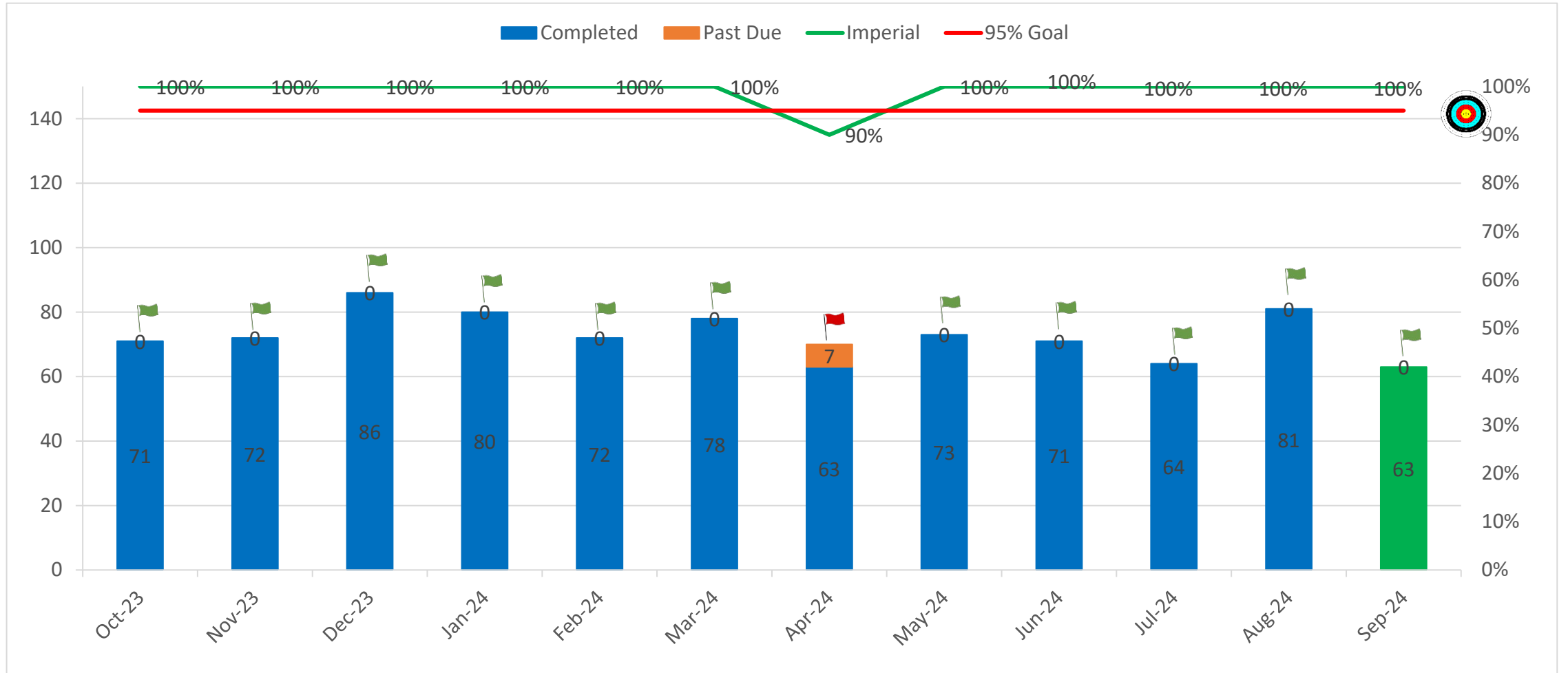


- 5% or less Meets expectations
- 6% + Does not meet expectations

38 PM's Scheduled for September 2024

Report Run Date: 10/01/2024

# Imperial Court – Past Due SWOs

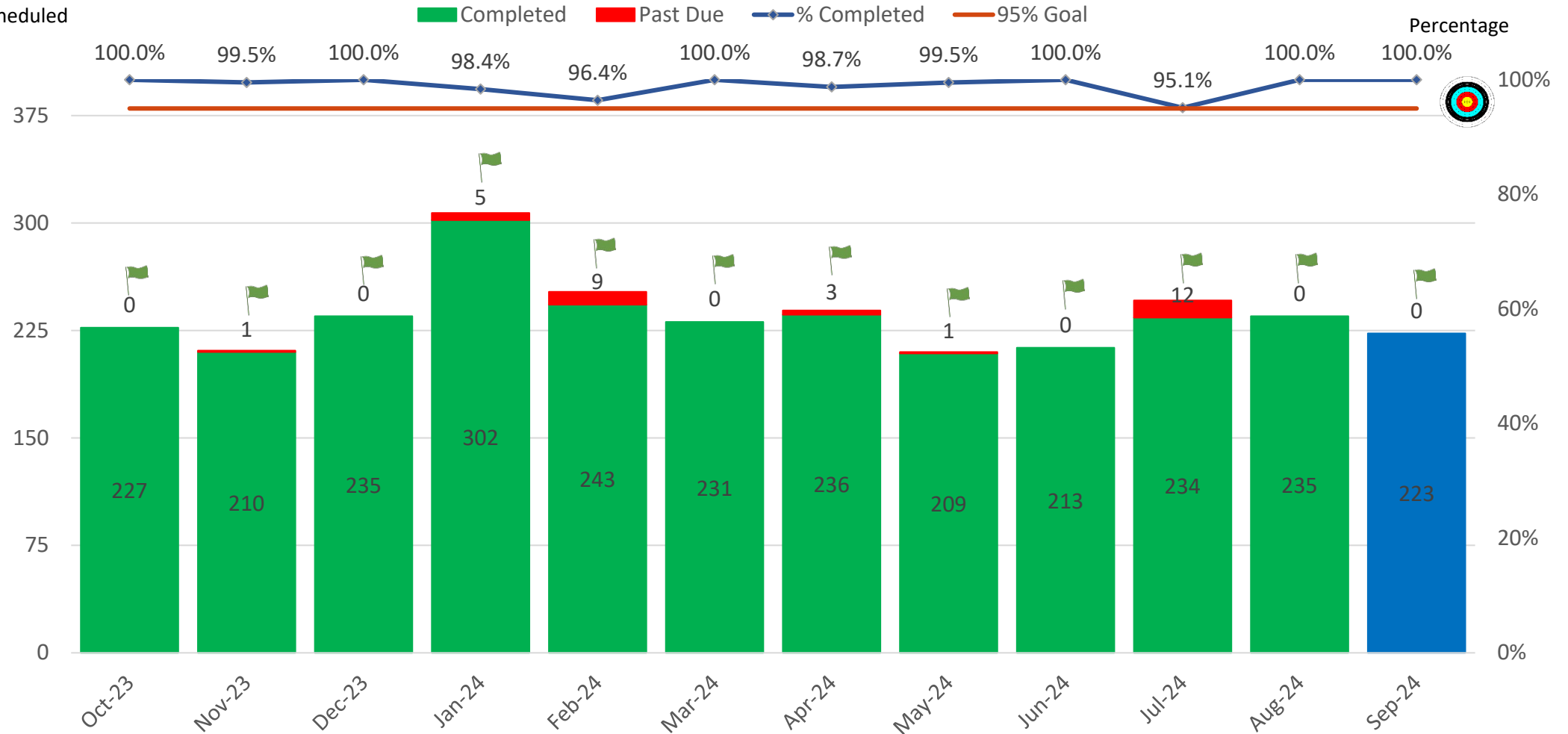


- 5% or less Meets expectations
- 6% + Does not meet expectations

| Imperial County                   |    |
|-----------------------------------|----|
| Tuesday, October 1, 2024 Snapshot |    |
| Open SWOs                         | 63 |
| Past Due SWOs                     | 0  |

# Orange Court - Preventive Maintenance

PM's Scheduled

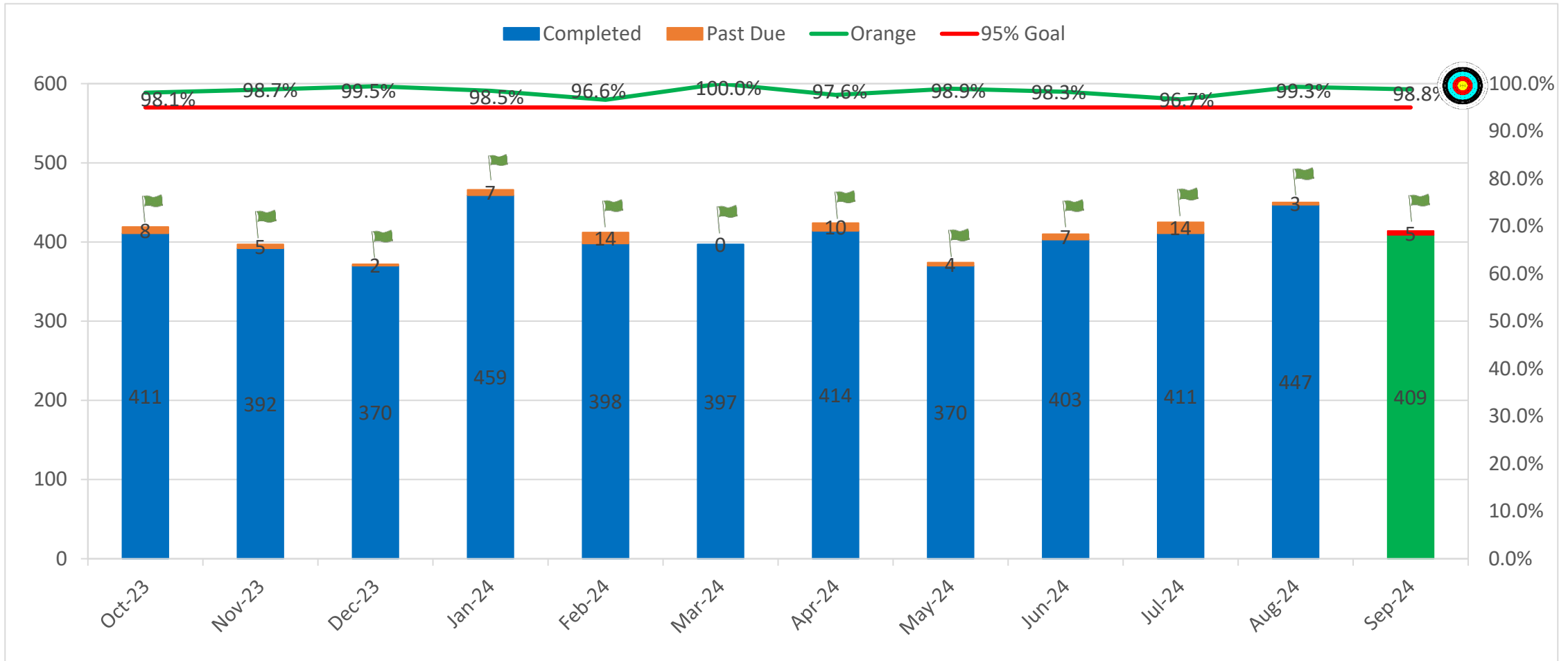


- 5% or less Meets expectations
- 6% + Does not meet expectations

223 PM's Scheduled for September 2024

Report Run Date: 10/01/2024

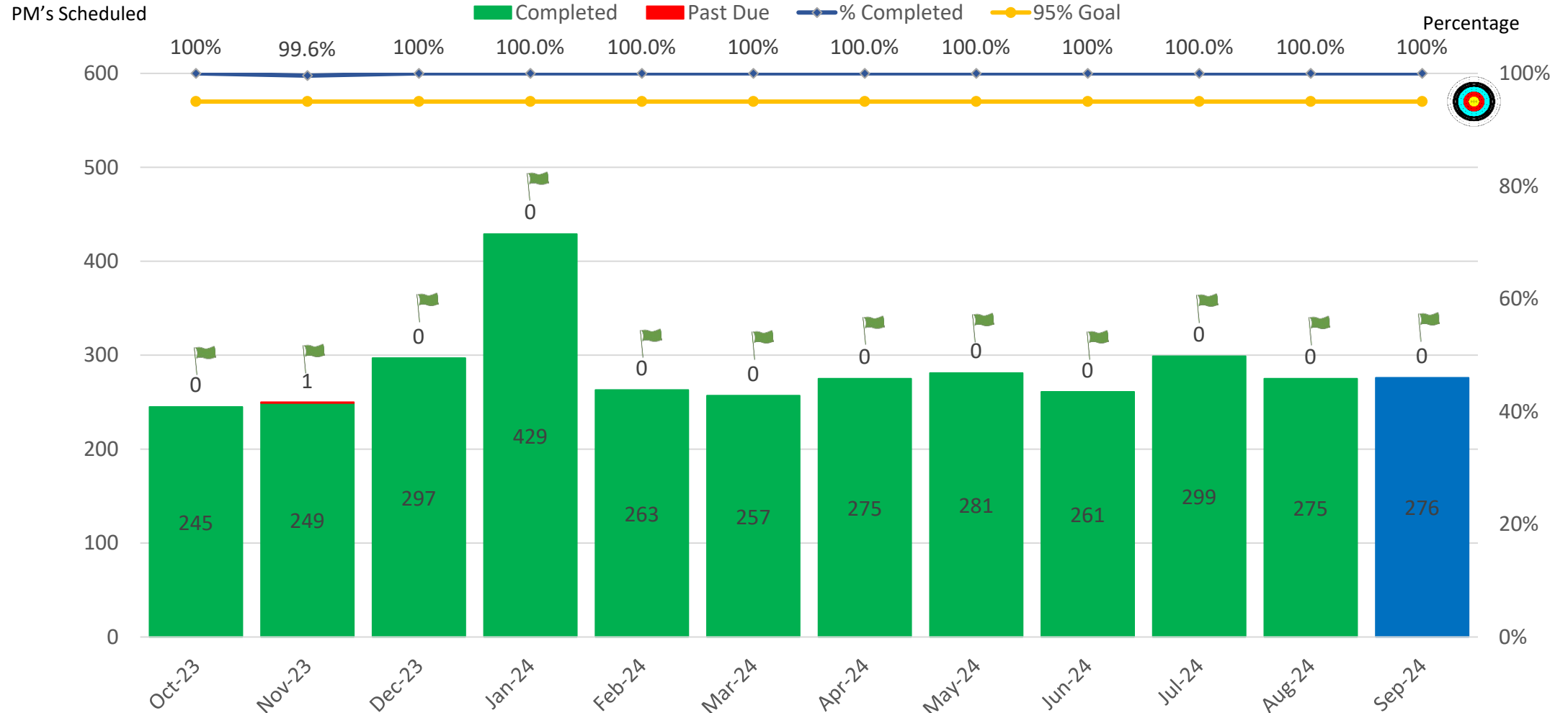
# Orange Court – Past Due SWOs



- 5% or less Meets expectations
- 6% + Does not meet expectations

| Orange County                     |     |
|-----------------------------------|-----|
| Tuesday, October 1, 2024 Snapshot |     |
| Open SWOs                         | 414 |
| Past Due SWOs                     | 5   |

# Riverside Court - Preventive Maintenance



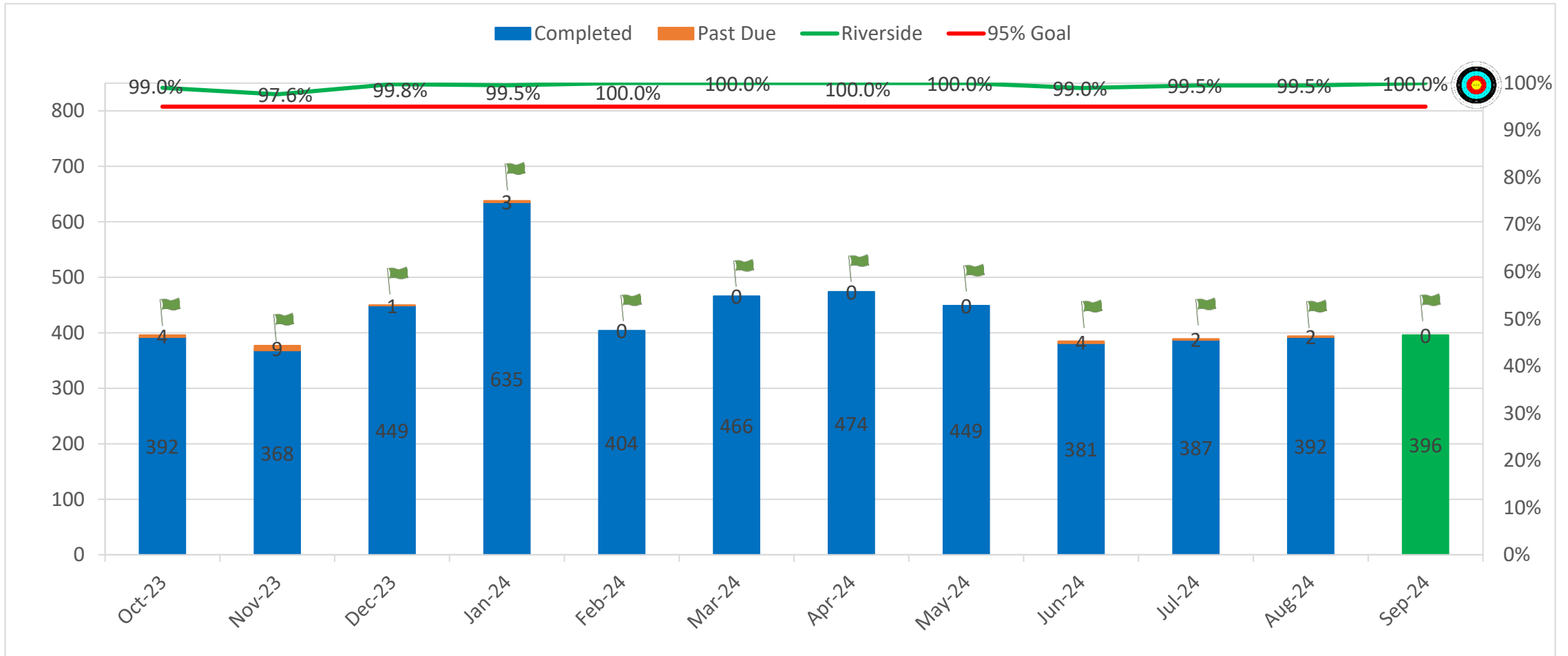
5% or less Meets expectations  
 6% + Does not meet expectations

**276 PM's Scheduled for September 2024**

Report Run Date: 10/01/2024



# Riverside Court – Past Due SWOs



- 5% or less Meets expectations
- 6% + Does not meet expectations

| Riverside County                  |     |
|-----------------------------------|-----|
| Tuesday, October 1, 2024 Snapshot |     |
| Open SWOs                         | 396 |
| Past Due SWOs                     | 0   |

# Information Item 1

## Deferred Maintenance Funding – DMF-2 Projects Update

| Project Status             | Number of Projects | Original Estimate    | Encumbered Amount    |
|----------------------------|--------------------|----------------------|----------------------|
| <b>Roof Projects</b>       |                    |                      |                      |
| Completed                  | 6                  | \$ 7,242,114         | \$ 4,587,588         |
| Deferred to next DMF       | 4                  | \$ 5,857,919         | \$ 143,326           |
| <b>Subtotal</b>            | <b>10</b>          | <b>\$ 13,100,033</b> | <b>\$ 4,730,914</b>  |
| <b>Elevator Projects</b>   |                    |                      |                      |
| Construction               | 1                  | \$ 947,163           | \$ 1,803,142         |
| Completed                  | 15                 | \$ 16,133,507        | \$ 23,475,949        |
| Deferred to next DMF       | 2                  | \$ 720,203           | \$ 356,024           |
| <b>Subtotal</b>            | <b>18</b>          | <b>17,800,873</b>    | <b>25,635,115</b>    |
| <b>BAS Projects</b>        |                    |                      |                      |
| Moved to DMF 4             | 1                  | \$ 1,945,000         | \$ 1,635,624         |
| Completed                  | 3                  | \$ 5,116,000         | \$ 6,825,492         |
| Deferred to next DMF       | 22                 | \$ 18,528,000        | \$ 1,933,497         |
| <b>Subtotal</b>            | <b>26</b>          | <b>25,589,000</b>    | <b>10,394,612</b>    |
| <b>HVAC Cooling System</b> |                    |                      |                      |
| Deferred to next DMF       | 1                  | \$ 537,636           | \$ -                 |
| <b>Subtotal</b>            | <b>1</b>           | <b>\$ 537,636</b>    | <b>\$ -</b>          |
| <b>Building Assessment</b> |                    |                      |                      |
| Completed                  | 1                  | \$ 5,000,000         | \$ 5,000,000         |
| <b>Subtotal</b>            | <b>1</b>           | <b>\$ 5,000,000</b>  | <b>\$ 5,000,000</b>  |
| <b>Grand Total</b>         | <b>56</b>          | <b>\$ 62,027,541</b> | <b>\$ 45,760,641</b> |

# Information Item 2

## Deferred Maintenance Funding – DMF-3 Projects Update

| Project Status                    | Number of Projects | Original Estimate    | Current Amount       |
|-----------------------------------|--------------------|----------------------|----------------------|
| <b>Fire Alarm System Projects</b> |                    |                      |                      |
| Cancelled                         | 1                  | \$ 1,620,180         | \$ -                 |
| Completed                         | 9                  | \$ 9,579,891         | \$ 4,282,882         |
| In Construction                   | 1                  | \$ 4,618,237         | \$ 10,717,118        |
| <b>Subtotal</b>                   | <b>11</b>          | <b>\$ 15,818,308</b> | <b>\$ 15,000,000</b> |
|                                   |                    |                      |                      |
| <b>Grand Total</b>                | <b>11</b>          | <b>\$ 15,818,308</b> | <b>\$ 15,000,000</b> |

# Information Item 3

## Deferred Maintenance Funding – DMF-4 Projects Update

| Project Status                                      | Number of Projects | Original Estimate     | Current Amount        |
|---|--------------------|-----------------------|-----------------------|
| <b>Roof Projects</b>                                |                    |                       |                       |
| Construction  | 1                  | \$ 174,591            | \$ 508,959            |
| Close-Out   | -                  | \$ -                  | \$ -                  |
| Completed   | 9                  | \$ 5,803,153          | \$ 14,028,393         |
| Cancelled   | 2                  | \$ 2,175,371          | \$ 124,028            |
| Deferred for the next DMF due to funding restraints | 17                 | \$ 11,548,218         | \$ 1,651,185          |
| <b>Subtotal</b>                                     | <b>29</b>          | <b>19,701,333</b>     | <b>16,312,565</b>     |
| <b>Elevator Projects</b>                            |                    |                       |                       |
| Agency Review                                       | -                  | \$ -                  | \$ -                  |
| Construction  | 9                  | \$ 49,492,826         | \$ 34,309,505         |
| Completed   | 1                  | \$ 1,069,097          | \$ 1,372,668          |
| Deferred for the next DMF due to funding restraints | 7                  | \$ 20,204,515         | \$ 1,559,691          |
| <b>Subtotal</b>                                     | <b>17</b>          | <b>70,766,439</b>     | <b>37,241,864</b>     |
| <b>Fire Protection Projects</b>                     |                    |                       |                       |
| Close-Out   | 1                  | \$ 261,920            | \$ 1,069,755          |
| Completed   | 1                  | \$ 84,384             | \$ 934,443            |
| Cancelled   | 1                  | \$ 12,712             | \$ -                  |
| Deferred for the next DMF due to funding restraints | 1                  | \$ 12,740             | \$ 14,331             |
| <b>Subtotal</b>                                     | <b>4</b>           | <b>371,757</b>        | <b>2,018,529</b>      |
| <b>Electrical Projects</b>                          |                    |                       |                       |
| Cancelled   | 2                  | \$ 267,711            | \$ 12,131             |
| Deferred for the next DMF due to funding restraints | 19                 | \$ 5,109,039          | \$ 1,737,639          |
| <b>Subtotal</b>                                     | <b>21</b>          | <b>5,376,750</b>      | <b>1,749,770</b>      |
| <b>BMS Projects</b>                                 |                    |                       |                       |
| Agency Review                                       | -                  | \$ -                  | \$ -                  |
| Construction  | 7                  | \$ 13,695,096         | \$ 17,001,646         |
| Close-Out   | 5                  | \$ 8,932,186          | \$ 17,414,368         |
| Completed   | 15                 | \$ 16,980,011         | \$ 34,975,219         |
| Cancelled   | 1                  | \$ 3,637,692          | \$ -                  |
| Deferred for the next DMF due to funding restraints | 10                 | \$ 22,245,764         | \$ 708,197            |
| <b>Subtotal</b>                                     | <b>38</b>          | <b>65,490,749</b>     | <b>70,099,430</b>     |
| <b>HVAC Projects</b>                                |                    |                       |                       |
| Construction  | -                  | \$ -                  | \$ -                  |
| Close-Out   | 1                  | \$ 1,196,170          | \$ 1,785,803          |
| Completed   | 2                  | \$ 304,025            | \$ 840,533            |
| Cancelled   | 1                  | \$ 2,765,405          | \$ 2,877              |
| Deferred for the next DMF due to funding restraints | 14                 | \$ 14,027,373         | \$ 1,673,595          |
| <b>Subtotal</b>                                     | <b>18</b>          | <b>18,292,973</b>     | <b>4,302,808</b>      |
| <b>Grand Total</b>                                  | <b>127</b>         | <b>\$ 180,000,000</b> | <b>\$ 131,724,965</b> |

# Information Item 4

## Architectural Revolving Fund – Projects Update

- Refer to materials for report

# Information Item 5

## Lactation Projects Update

- Refer to materials for report

# Meeting Calendar

| <b>Meeting Date</b>             | <b>Type of Meeting</b>   | <b>Time</b>              |
|---------------------------------|--|--------------------------|
| Monday, January 29, 2024        | Sacramento   | 10:00-3:00               |
| Monday, March 4, 2024           | Virtual  | 12:00-1:30               |
| Monday, April 8, 2024           | Sacramento   | 10:00-3:00               |
| Monday, May 20, 2024            | Virtual  | 10:00-3:00               |
| Friday, July 19, 2024           | Virtual  | 10:00-3:00               |
| Monday, August 26, 2024         | Virtual  | 12:00-1:30               |
| Friday, October 25, 2024        | Courthouse tours 10/24/24<br>In person meeting 10/25/24<br>Location: San Francisco | 08:30-4:00<br>10:00-3:00 |
| <b>Monday, December 2, 2024</b> | <b>Virtual</b>   | <b>12:00-1:30</b>        |



Next Meeting

# Adjourn to Closed Session

- Closing Discussions
- Chair Closing Comments