
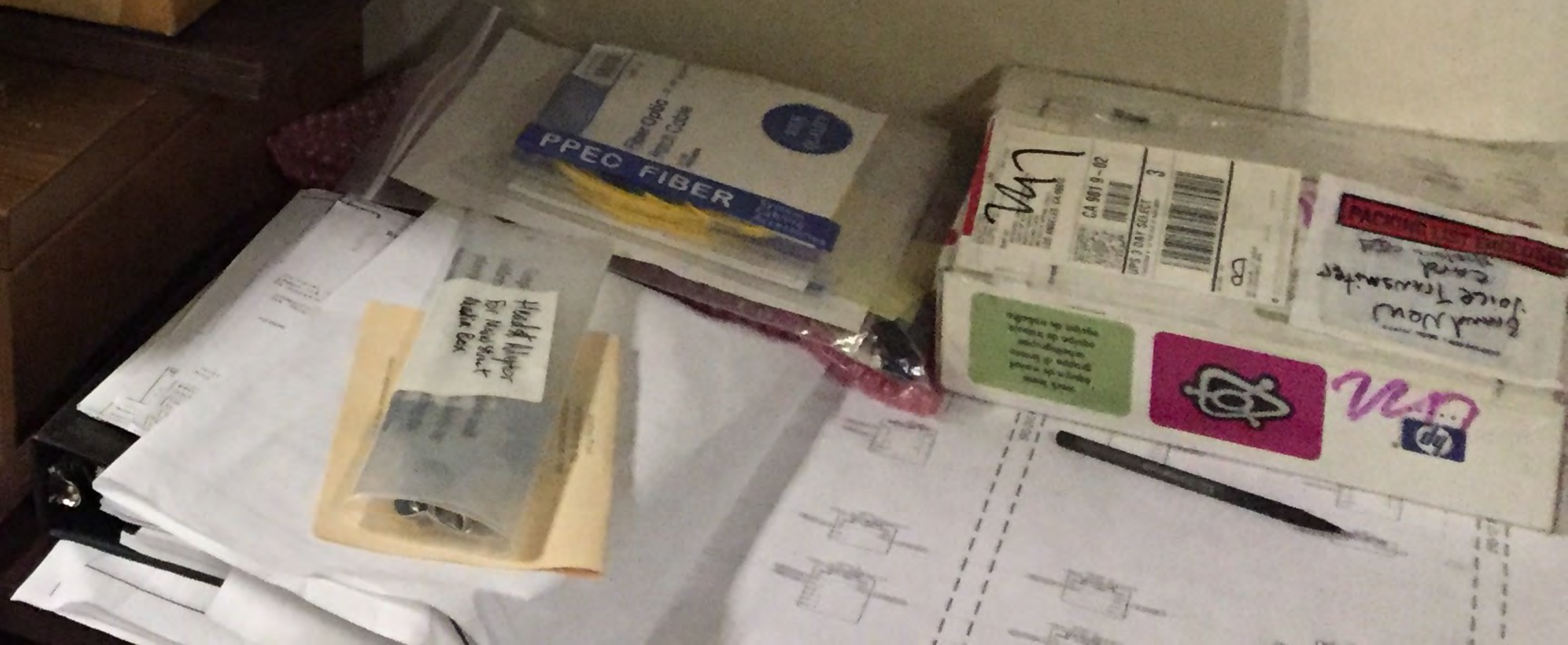



IS PLEASE  
N OFF








Top section of a server rack containing various electronic components, including a power supply unit with a red LED indicator, network interface cards, and a dense bundle of white and black cables.

Bottom section of the server rack, primarily consisting of a large, disorganized bundle of white network cables hanging down.

A white metal cabinet or enclosure mounted on the wall to the right of the server rack, possibly housing a network switch or a power distribution unit.

A desk or table in the foreground. On the left side, there is a cardboard box with the handwritten text "DCA" and a date stamp "08 07-10-06 15 13". To the right of the box, a blue circular object, possibly a CD or a small disk, is resting on the desk surface.









3LF  
CIR 10  
120V



Marshall V-B43P

VIDEO 1 VIDEO 2

BRIGHTNESS  
COLOR  
TINT  
CONTRAST

1 2 3

Marshall V-R02DP-2C

VIDEO 1 VIDEO 2

BRIGHT  
COLOR  
TINT  
CONTRAST

1 2

POWER VIDEO 1 VIDEO 2 OSD RATIO

Clear-Com

2-Channel Main Station MS-702

Panel Mic Headset Panel Mic Headset

Channel A Channel B

Volume Talk Volume

Program Ch. A Ch. B

Level Short Speaker

Party Line Link (A-B)

Level Program On/Off

Sideline Null Call Sideline Null

Level Program Tone Alert Remote Mic Kill

Identity 4

Universal System Control

Take Patterns Border 0 normal

Prog In7 Soft 0 reverse

File WIPE100 flipflor

PAGE 2

ORG WIPE

Joystick Control

ON AIR ON ON ON ON

KEY 1 KEY 2 KEY 3 KEY 4

DSK1 PREV DSK2 PREV

DOWNSTREAM KEYS

Power

DISK 1 Rate = DISK 2 Rate =

10 1:00

DISK1 CUT DISK2 CUT

DISK1 AUTO DISK2 AUTO

TRANSITION CONTROL

MIX

Transition Type

Transition Rate

1:00

CUT

CROSSPOINT SELECTION

01k In1 In2 In3 In4 In5 In6 In7 In8 FBuf

Prog


Cam Com Com

1 2 3


SHIFT

Preview

PREV TRANS



SONY



*mm*



WIREMOLD  
Plug-In Outlet Center - Unit

**MACKIE 4-VLZ3**  
MICROPHONE MIXER

16 channels of control, each with:

- GAIN knob
- AUX knob
- EQ knobs (Low, Mid, High)
- PAN knob
- MUTE/SOLO buttons

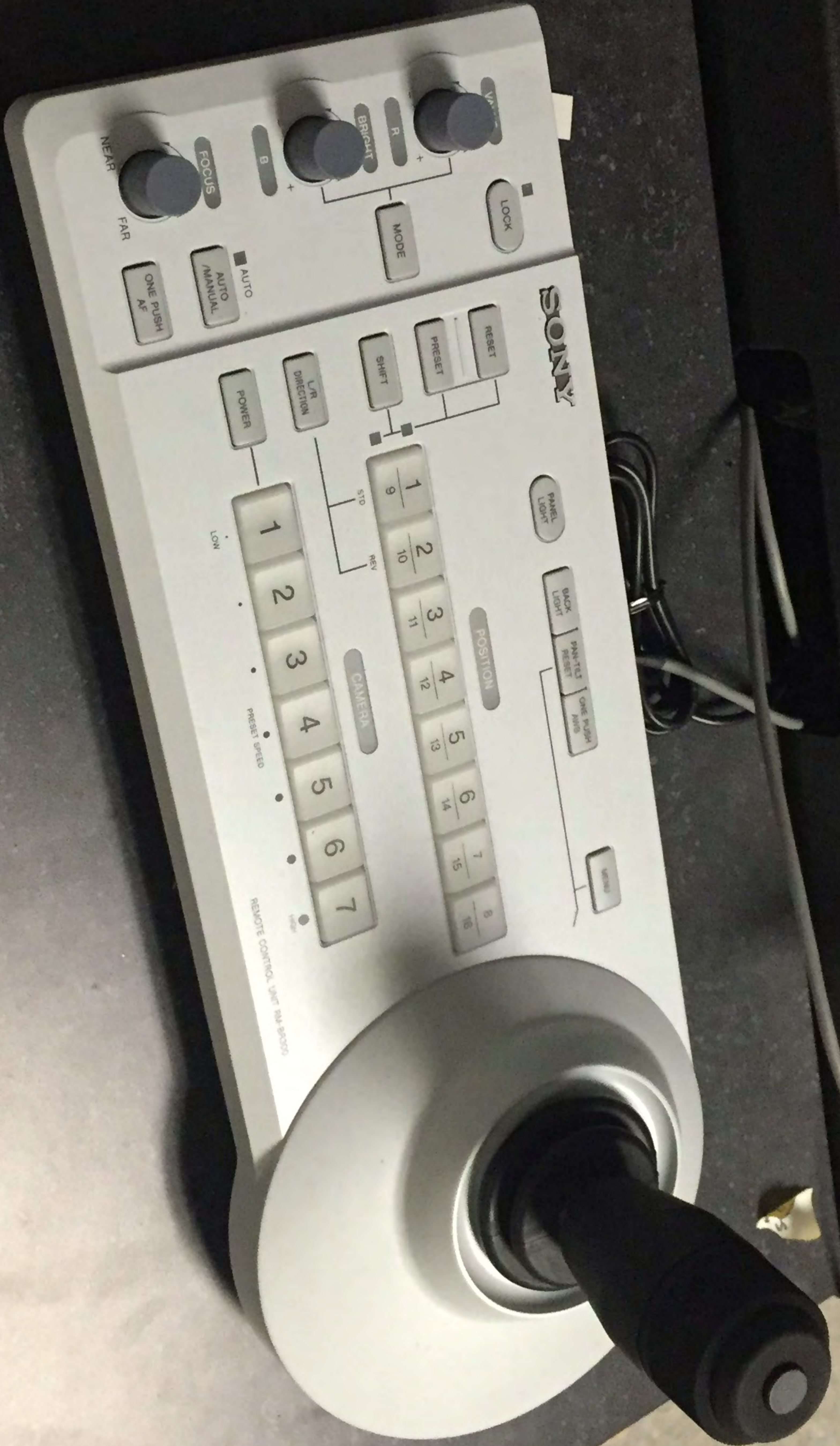
Right side controls include:

- AUX MASTER SENDS
- STEREO RETURNS
- ROOM/PHONE
- TAPE IN
- ASSIGN TO MAIN MIX
- MAIN MIX buttons

Handwritten labels at the bottom of the mixer: *chief* and *Pod*

CAMERA CONTROL





CAMERA CONTROL

SONY

POSITION

CAMERA

REMOTE CONTROL. VPT 100 2000




6005

MADE IN JAPAN

T-30  
TO ACHIEVE PROPER  
GROUNDING RELI  
ABILITY, THE...  
MADE IN JAPAN

1-MA





2008  
Acad Purchase Requisition  
Acad Purchase Requisition

MADE IN U.S.A.

LOOP THRU

DC IN

SLOT 2

COM 1

COM 2 (TERM)

RELAY

E102194 CLP 18 PKG 75 DEG. C. CUL3 RG 6/4 FULTON

AUDIO OUT T

E102194 CLP 18 PKG 75 DEG. C. CUL3 RG 6/4 FULTON

3


2

10

10

E102194 CLP 18 PKG 75 DEG. C. CUL3 RG 6/4 FULTON

E102194 CLP 18 PKG 75 DEG. C. CUL3 RG 6/4 FULTON



SYSTEM IS ACTIVE, PLEASE DO NOT TURN OFF







SECURITY

DCA

HUSKY

HUSKY

HUSKY

P  
ONPS246855

FRAGILE

SHURE  
SLX  
SHURE  
SLX



SYSTEM  
ACTIVE  
DO NOT TOUCH

Yellow folder or document held by the person.

Label on the wooden spool.

Label on the wooden spool.



